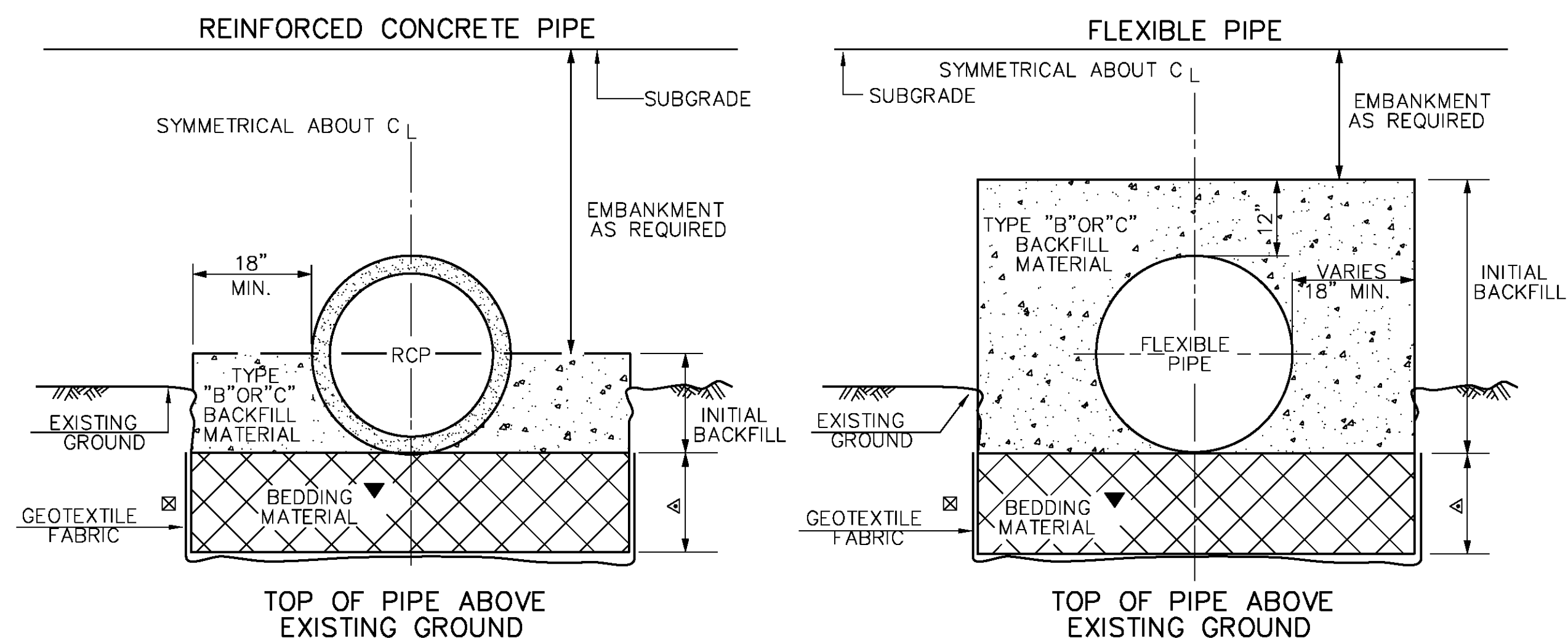


TYPICAL PIPE INSTALLATION WITH BEDDING MATERIAL

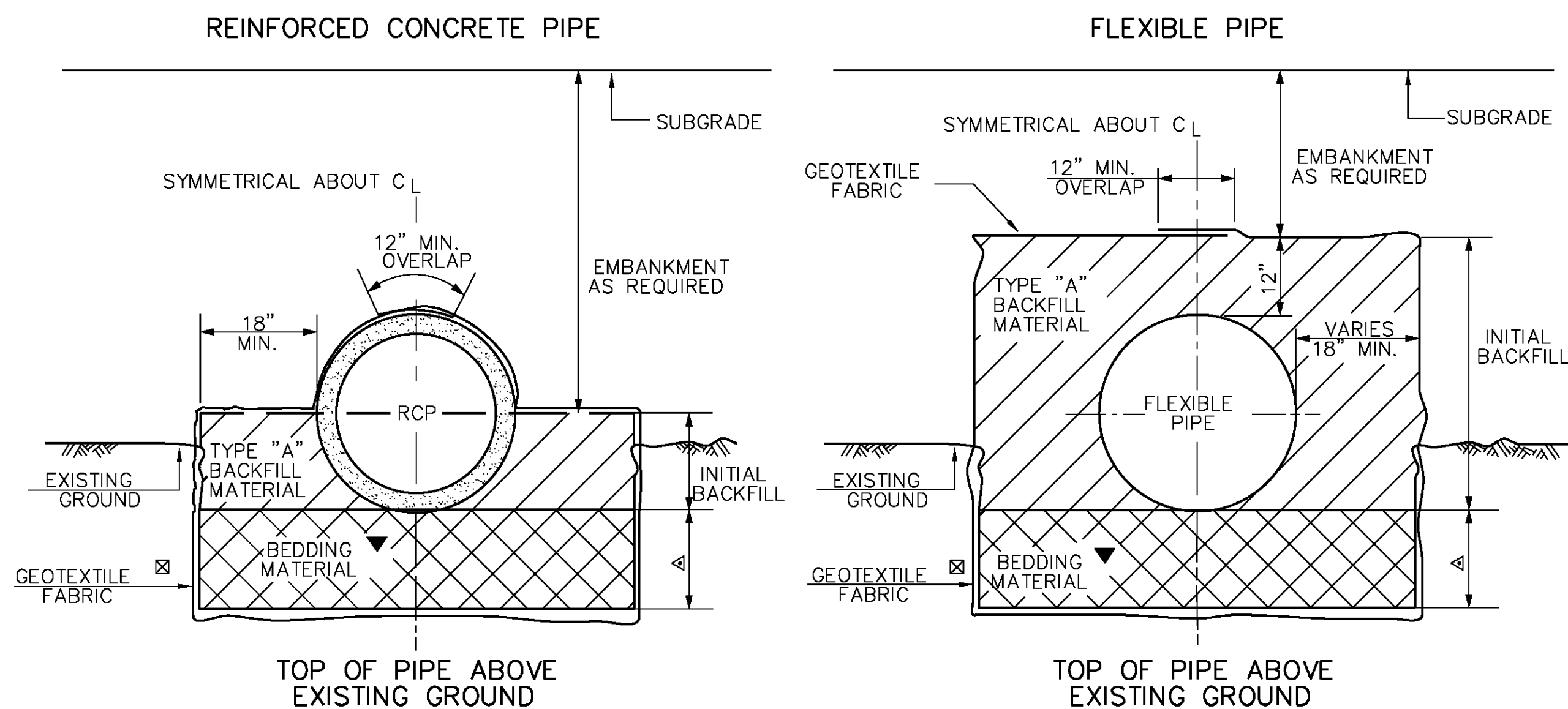
EMBANKMENT INSTALLATION

① FOR RIGID PAVEMENTS, FLEXIBLE PAVEMENTS OR OTHER AREAS



- ① FOR RIGID PAVEMENTS: APPLIES TO ALL PIPE UNDER RIGID PAVEMENT, EXCEPT AS NOTED FOR FLEXIBLE PAVEMENT NOTE 3 BELOW.
- FOR FLEXIBLE PAVEMENTS: APPLIES TO PIPES THAT DO NOT CROSS THE CENTERLINE OF NEW OR EXISTING ROADWAY
- FOR OTHER AREAS: APPLIES TO PIPES IN NONPAVED AREAS OR PAVED AREAS THAT SERVE AS DRIVEWAYS OR SHOULDERS
- ☒ IF DIRECTED BY THE PROJECT ENGINEER, GEOTEXTILE FABRIC WILL BE INSTALLED AROUND THE TYPE "B" BACKFILL AND PAID UNDER THE PAY ITEM FOR GEOTEXTILE FABRIC, SECTION 711 OR 203 OF THE LCG STANDARD SPECIFICATIONS OR BY CHANGE ORDER.
- ▼ USE OF BEDDING MATERIAL IS AT THE DIRECTION OF L.C.G.

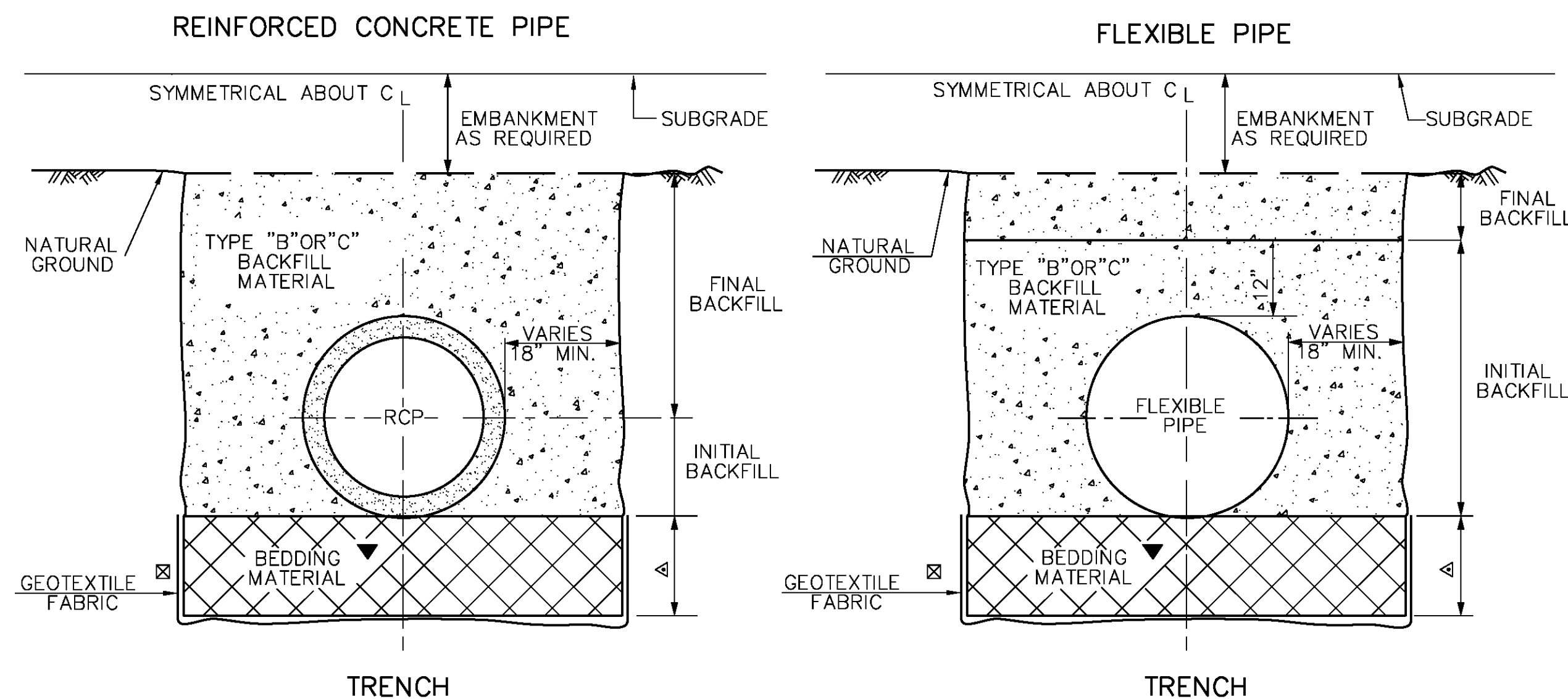
②③ FOR FLEXIBLE PAVEMENTS



- ② APPLIES TO PIPE CROSSING THE CENTERLINE OF NEW OR EXISTING ROADWAYS
- ③ ALSO APPLIES UNDER RIGID PAVEMENTS FOR PIPES CROSSING THE CENTERLINE OF NEW OR EXISTING PAVEMENTS WHEN THE PROJECT IS BID USING A RIGID VS FLEXIBLE ALTERNATE (A + B + C) BID MODEL.
- ▲ THICKNESS AS SHOWN ON PLANS (6" MIN.) OR AS DIRECTED BY L.C.G.

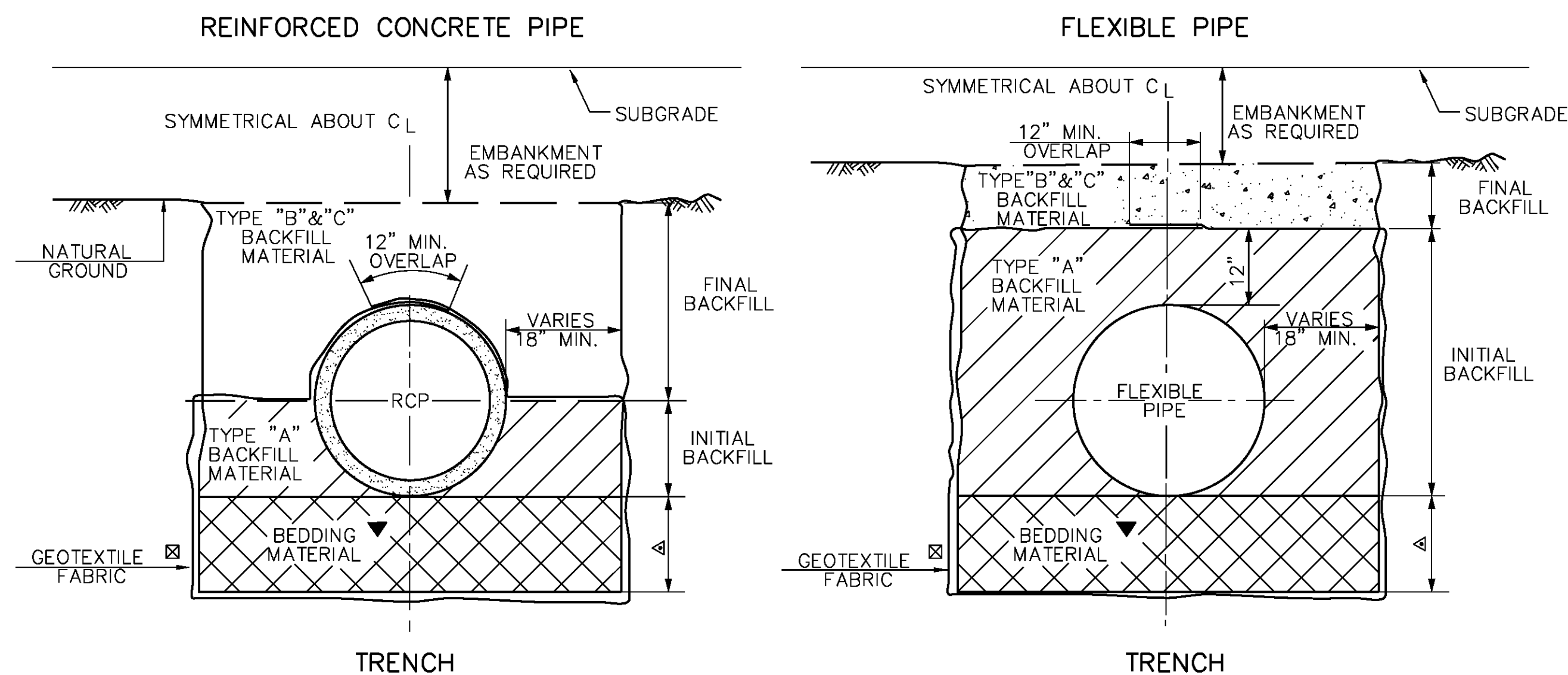
TRENCH INSTALLATION

① FOR RIGID PAVEMENTS, FLEXIBLE PAVEMENTS OR OTHER AREAS



- ① FOR RIGID PAVEMENTS: APPLIES TO ALL PIPE UNDER RIGID PAVEMENT, EXCEPT AS NOTED FOR FLEXIBLE PAVEMENT NOTE 3 BELOW.
- FOR FLEXIBLE PAVEMENTS: APPLIES TO PIPES THAT DO NOT CROSS THE CENTERLINE OF NEW OR EXISTING ROADWAY
- FOR OTHER AREAS: APPLIES TO PIPES IN NONPAVED AREAS OR PAVED AREAS THAT SERVE AS DRIVEWAYS OR SHOULDERS
- ☒ IF DIRECTED BY THE PROJECT ENGINEER, GEOTEXTILE FABRIC WILL BE INSTALLED AROUND THE TYPE "B" BACKFILL AND PAID UNDER THE PAY ITEM FOR GEOTEXTILE FABRIC, SECTION 711 OR 203 OF THE LCG STANDARD SPECIFICATIONS OR BY CHANGE ORDER.
- ▼ USE OF BEDDING MATERIAL IS AT THE DIRECTION OF L.C.G.

②③ FOR FLEXIBLE PAVEMENTS



- ② APPLIES TO PIPE CROSSING THE CENTERLINE OF NEW OR EXISTING ROADWAYS
- ③ ALSO APPLIES UNDER RIGID PAVEMENTS FOR PIPES CROSSING THE CENTERLINE OF NEW OR EXISTING PAVEMENTS WHEN THE PROJECT IS BID USING A RIGID VS FLEXIBLE ALTERNATE (A + B + C) BID MODEL.
- ▲ THICKNESS AS SHOWN ON PLANS (6" MIN.) OR AS DIRECTED BY L.C.G.