

Comprehensive Annual Financial Report For the year ended October 31, 2015



Lafayette

COMPREHENSIVE ANNUAL FINANCIAL REPORT



Lafayette

Innovation with an accent.

Lafayette City-Parish Consolidated Government
Lafayette, Louisiana

For the Fiscal Year Ended
October 31, 2015

Prepared by: Office of Finance & Management
Lorrie R. Toups, CPA, Chief Financial Officer

LAFAYETTE CITY-PARISH CONSOLIDATED GOVERNMENT

Lafayette, Louisiana

Comprehensive Annual Financial Report

For the Fiscal Year Ended October 31, 2015

TABLE OF CONTENTS

	<u>Page(s)</u>
I. Introductory Section	
Letter of Transmittal.....	vii-xiv
Listing of Principal Elected and Administrative Officials.....	xv
Organizational Chart.....	xvi
Office of Finance & Management Organizational Chart.....	xvii
II. Financial Section	
Independent Auditors' Report.....	1-3
Management's Discussion and Analysis.....	4-14
Basic Financial Statements	
Government-Wide Financial Statements	
Statement of Net Position.....	15
Statement of Activities.....	16
Fund Financial Statements	
Governmental Funds:	
Balance Sheet.....	17
Reconciliation of the Governmental Funds Balance Sheet to the Statement of Net Position.....	18
Statement of Revenues, Expenditures, and Changes in Fund Balances.....	19
Reconciliation of the Statement of Revenues, Expenditures, and Changes in Fund Balances of Governmental Funds to the Statement of Activities.....	20
Proprietary Funds:	
Statement of Net Position.....	22-23
Reconciliation of the Proprietary Funds Statement of Net Position to the Statement of Net Position.....	24
Statement of Revenues, Expenses, and Changes in Fund Net Position.....	25
Reconciliation of the Statement of Revenues, Expenses, and Changes in Fund Net Position of Proprietary Funds to the Statement of Activities.....	26
Statement of Cash Flows.....	27-28
Fiduciary Funds:	
Statement of Fiduciary Net Position.....	30
Statement of Changes in Fiduciary Net Position.....	31
Discretely Presented Component Units:	
Combining Statement of Net Position.....	32
Combining Statement of Activities.....	33
Notes to the Basic Financial Statements Index.....	35
Notes to the Basic Financial Statements	36-93

LAFAYETTE CITY-PARISH CONSOLIDATED GOVERNMENT

Lafayette, Louisiana

Comprehensive Annual Financial Report
For the Fiscal Year Ended October 31, 2015

TABLE OF CONTENTS

	<u>Page(s)</u>
Required Supplementary Information	
Combined Budgetary Comparison Schedule – General Fund.....	95
Schedule of Funding Progress	96
Schedule of Employer's Share of Net Pension Liability	97
Schedule of Employer Contributions.....	98
Notes to Required Supplementary Information.....	99-100
Other Supplementary Information	
General Funds:	
Combining Balance Sheet	101
Combining Statement of Revenues, Expenditures, and Changes in Fund Balances.....	102
Budgetary Comparison Schedule – City of Lafayette.....	103
Budgetary Comparison Schedule – Detail of Expenditures: City of Lafayette.....	104-114
Budgetary Comparison Schedule – Lafayette Parish.....	115
Budgetary Comparison Schedule – Detail of Expenditures: Lafayette Parish.....	116-119
Nonmajor Governmental Funds:	
Combining Balance Sheet - By Fund Type.....	120
Combining Statement of Revenues, Expenditures, and Changes in Fund Balances.....	121
Special Revenue Funds -	
Fund Descriptions.....	123-125
Combining Balance Sheet	126-131
Combining Statement of Revenues, Expenditures, and Changes in Fund Balances.....	132-137
Schedule of Revenues, Expenditures, and Changes in Fund Balances - Budget to Actual:	
Road and Bridge Maintenance.....	138
Parishwide Drainage Maintenance.....	139
Adult Correctional Facility Maintenance.....	140
Courthouse and Jail Maintenance.....	141
Juvenile Detention Home Maintenance.....	142
Combined Public Health.....	143
Health Unit Maintenance.....	144
Mosquito Abatement and Control.....	145
Lafayette Parish Public Library.....	146
Municipal Transit System.....	147

LAFAYETTE CITY-PARISH CONSOLIDATED GOVERNMENT

Lafayette, Louisiana

Comprehensive Annual Financial Report
For the Fiscal Year Ended October 31, 2015

TABLE OF CONTENTS

	<u>Page(s)</u>
Recreation and Parks.....	148
Golf Courses.....	149
Natural History Museum and Planetarium.....	150
Heymann Performing Arts Center.....	151
Parking Program.....	152
Codes and Permits.....	153
Coroner's Expense.....	154
War Memorial.....	155
Criminal Court.....	156
Criminal Justice Support Services	157
Justice Department Federal Equitable Sharing.....	158
Traffic Safety.....	159
Narcotics Seized/Forfeited Property.....	160
1961 Sales Tax Trust.....	161
1985 Sales Tax Trust.....	162
TIF Sales Tax Trusts.....	163
Community Development Grants.....	164
Federal Transportation and Planning Grants.....	165
Other Federal Grants.....	166
Other State Grants.....	167
 Debt Service Funds -	
Fund Descriptions.....	169
Combining Balance Sheet.....	170-171
Combining Statement of Revenues, Expenditures, and Changes in Fund Balances.....	172-173
Schedule of Revenues, Expenditures, and Changes in Fund Balances - Budget to Actual:	
1961 Sales Tax Bonds Sinking Fund.....	174
1961 Sales Tax Bonds Reserve Fund.....	175
1985 Sales Tax Bonds Sinking Fund.....	176
1985 Sales Tax Bonds Reserve Fund.....	177
Contingencies Sinking Fund.....	178
Certificates of Indebtedness, Series 2011 Sinking Fund.....	179
Limited Tax Series 2012 Refund Bond Sinking Fund.....	180
 Capital Projects Funds -	
Fund Descriptions.....	181
Combining Balance Sheet.....	182
Combining Statement of Revenues, Expenditures, and Changes in Fund Balances.....	183

LAFAYETTE CITY-PARISH CONSOLIDATED GOVERNMENT

Lafayette, Louisiana

Comprehensive Annual Financial Report
For the Fiscal Year Ended October 31, 2015

TABLE OF CONTENTS

	<u>Page(s)</u>	<u>Table</u>
Schedule of Expenditures Compared to Capital Budget:		
1961 City Sales Tax Bond Construction.....	184-185	
1985 City Sales Tax Bond Construction.....	186	
1999 Certificates of Indebtedness.....	187	
Parish General Obligation Bond Construction.....	188	
Nonmajor Enterprise Funds:		
Fund Descriptions.....	189	
Combining Statement of Net Position.....	190	
Combining Statement of Revenues, Expenses, and Changes in Fund Net Position.....	191	
Combining Statement of Cash Flows.....	192	
Internal Service Funds:		
Fund Descriptions.....	193	
Combining Statement of Net Position.....	194	
Combining Statement of Revenues, Expenses, and Changes in Fund Net Position.....	195	
Combining Statement of Cash Flows.....	196	
Nonmajor Component Units:		
Combining Statement of Net Position.....	198-199	
Combining Statement of Activities.....	200-201	
Statement of Revenues, Expenses, and Changes in Fund Net Position – Utilities System Fund.....	203	

III. Statistical Section (Unaudited)

Statistical Section Index.....	205	
Financial Trends -		
General Governmental Revenues by Source, Last Ten Fiscal Years.....	206-207	1
General Governmental Expenditures by Function, Last Ten Fiscal Years.....	208-209	2
Net Position by Component, Last Ten Fiscal Years.....	210-211	3
Changes in Net Position, Last Ten Fiscal Years.....	212-215	4
Fund Balances, Governmental Funds, Last Ten Fiscal Years.....	216-217	5
Changes in Fund Balances of Governmental Funds, Last Ten Fiscal Years.....	218-219	6
Revenue Capacity -		
General Governmental Tax Revenues by Source, Last Ten Fiscal Years.....	220-221	7
Assessed and Estimated Actual Value of Taxable Property, Last Ten Fiscal Years.....	222-223	8
Direct and Overlapping Property Tax Rates, Last Ten Fiscal Years	224	9
Parish Property Tax Rates, Last Ten Fiscal Years of Collection.....	225	10
Governmental Fund Gross Sales Tax Revenue, Last Ten Fiscal Years.....	226	11
Principal Property Taxpayers-Lafayette Parish.....	228	12

LAFAYETTE CITY-PARISH CONSOLIDATED GOVERNMENT

Lafayette, Louisiana

Comprehensive Annual Financial Report

For the Fiscal Year Ended October 31, 2015

TABLE OF CONTENTS

	<u>Page(s)</u>	<u>Table</u>
Property Tax Levies and Collections, Last Ten Fiscal Years.....	229	13
Summary of Ad Valorem Tax Assessments and Collections City of Lafayette & Lafayette Parish.....	230-231	14
Debt Capacity -		
Calculation of Legal General Obligation Debt Margin, Last Ten Fiscal Years.....	232	15
Outstanding Debt by Type.....	233	16
Ratios of General Bonded Debt, Last Ten Fiscal Years.....	234-235	17
Computation of Direct and Overlapping Debt.....	236	18
Ratio of Sales Taxes Debt Coverage, Last Ten Fiscal Years.....	237	19
Ratio of Annual Debt Service Expenditures for General Bonded Debt to Total General Expenditures, Last Ten Fiscal Years.....	238	20
Revenue Bond Coverage-Electric, Water, and Sewer Bonds, Last Ten Fiscal Years.....	239	21
Revenue Bond Coverage-Communications System, Last Ten Fiscal Years.....	240	22
Demographic and Economic Information -		
Demographic Statistics.....	241	23
Principal Employers.....	242	24
Operating Information -		
Special Assessment Billings & Collections, Last Ten Fiscal Years.....	243	25
Budgeted Position Employees By Fund/Department, Last Ten Fiscal Years.....	244-245	26
Operating Indicators by Function, Last Ten Fiscal Years.....	246-247	27
Capital Asset Statistics by Function, Last Ten Fiscal Years.....	248	28

IV. Single Audit Section

Independent Auditors' Report on Internal Control Over Financial Reporting and on Compliance and Other Matters Based on an Audit of Financial Statements Performed in Accordance with Government Auditing Standards.....	249-250
Independent Auditors' Report on Compliance for Each Major Program and on Internal Control Over Compliance Required by OMB Circular A-133.....	251-253
Schedule of Expenditures of Federal Awards.....	254-257
Notes to the Schedule of Expenditures of Federal Awards.....	258
Schedule of Findings and Questioned Costs.....	259-261
Summary Schedule of Current and Prior Year Audit Findings and Corrective Action Plan.....	262-269

Introductory Section



Chief Financial Officer

April 15, 2016

Mayor-President Joel Robideaux
Members of the Council
Citizens of Lafayette Parish, Louisiana

Dear Mayor-President and Members of the Council:

Pursuant to Louisiana State Statutes and the Home Rule Charter, I am pleased to submit the Comprehensive Annual Financial Report (CAFR) for Lafayette City-Parish Consolidated Government for the fiscal year ended October 31, 2015. The Home Rule Charter requires that the Council provide an annual independent post fiscal year audit and such additional audits, as it deems necessary, of the accounts and other evidence of financial transactions of the Consolidated Government including those of all Consolidated Government departments, offices, or agencies. The Council shall designate an independent auditor to make such audits.

The Accounting Division of the Office of Finance and Management prepared this report in accordance with generally accepted accounting principles (GAAP). We believe the data, as presented, is accurate in all material respects; that it is presented in a manner designed to set forth fairly the financial position and results of operations of the City-Parish as measured by the financial activities of its various funds and the entity-wide presentation; and that all disclosures necessary to enable readers to gain an understanding of City-Parish financial affairs have been included. Responsibility for the accuracy of the presented data and the completeness and fairness of the presentation, including all disclosures, rests with the local government.

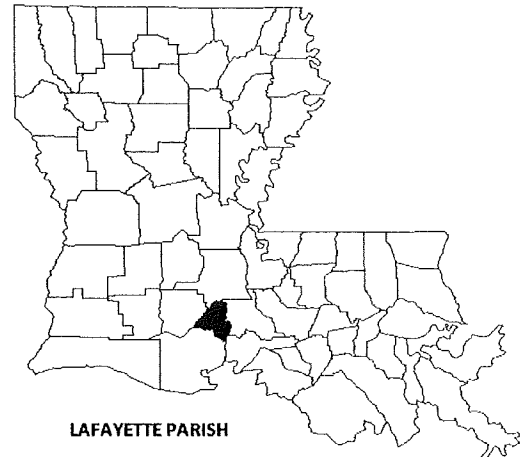
Lafayette City-Parish Consolidated Government's financial statements have been audited by Kolder, Champagne, Slaven & Company, LLC, a firm of licensed, independent, certified public accountants designated by the Council. The goal of the independent audit was to provide reasonable assurance that the financial statements are free of material misstatement. The independent audit involved examining, on a test basis, the evidence supporting the amounts and the disclosures in the financial statements; assessing the accounting principles used and significant estimates made by management; and evaluating the overall financial statement presentation. The independent auditors concluded, based upon the audit, that there was a reasonable basis for rendering an unmodified opinion that Lafayette City-Parish Consolidated Government's financial statements for the fiscal year ended October 31, 2015 are fairly presented in conformity with GAAP. The independent auditors' report is presented as the first document of the Financial Section of this report.

Lafayette City-Parish Consolidated Government (LCG) is required to undergo an annual single audit in conformance with the provisions of the Single Audit Act of 1996 and the U.S. Office of Management and Budget Circular A-133, Audits of States, Local Governments, and Non-Profit Organizations. Information related to this single audit including the Schedule of Expenditures of Federal Awards, findings and recommendations, and the independent auditors' reports on the internal control structure and compliance with applicable laws and regulations is presented immediately following the Statistical Section of this report.

Management's Discussion and Analysis (MD&A) immediately follows the independent auditors' report and provides a narrative introduction, overview, and analysis of the basic financial statements. This letter of transmittal is designed to complement the MD&A and should be read in conjunction with it.

Profile of the Government

The City of Lafayette, Louisiana is the parish seat of the Parish of Lafayette. The 2015 estimated population of the City is 127,154 and the Parish is 238,586. The region was settled in 1763 by exiled Acadians from Nova Scotia (commonly called Cajuns). The Parish was created on January 17, 1823 and covers a total of 277 square miles. The City of Lafayette was originally founded as Vermilionville in 1821 and later renamed Lafayette in 1884. The City was incorporated in 1914. The Parish is located in the heart of Acadiana, an eight parish area in the center of southern Louisiana between New Orleans and Houston. French, Creole, and Acadian culture, handwork and traditions are very much in evidence in and around the region and both French and English languages are still spoken. An estimated 14.37% of the Parish population speaks both French and English.



The governing authority of LCG is the Lafayette City-Parish Consolidated Council, consisting of nine members elected from nine single member districts. The LCG chief executive is the Mayor-President. LCG's governance structure is by the Home Rule Charter which, in its current form, was voted on by the citizenry in 1992. Although the governments were consolidated in 1996, the Home Rule Charter states that "The City of Lafayette shall continue to exist as a legal entity... and shall exercise all powers granted by general state law and the state constitution for municipalities of the same population class." The charter also states that all fees, charges and taxes levied by Lafayette Parish and the City of Lafayette shall continue to be levied by the City-Parish Government for purposes and services as prior to consolidation until changed by the council by ordinance or by a vote of the people when a vote is required for tax purposes; therefore, after consolidating administration and operations of the two governments, LCG continues to maintain separate accounts for the City of Lafayette and Parish funds.

The Mayor-President, formerly known as the City-Parish President, is elected by the voters at large to serve a four-year term with a limit of three consecutive terms. On January 4, 2016, Mr. L.J. "Joey" Durel, Jr. completed his third and final term as City-Parish President. Mayor-President Mr. Joel Robideaux, along with the City-Parish Council members, were sworn into office on the afternoon of January 4, 2016.

Lafayette City-Parish Consolidated Government provides a wide range of services including public safety, highways and streets, sanitation, airports, transportation, recreational activities, general administration functions and other general governmental services. It also provides fiber optic networking services through LUS Fiber. Lafayette Utilities System (LUS), a department of LCG, provides electric, water, and wastewater services that are amongst the lowest priced in the state.

Mission Statement

The mission of Lafayette City-Parish Consolidated Government is to enhance the quality of life of our community by providing high-quality; cost-effective services that meet the needs and expectations of the public.

Accomplishments

- The Office of Finance and Management earned LCG's second Government Finance Officers Association Outstanding Budget Award for the FY 2015 Budget Document.

- The bond rating for Lafayette Utilities System Bonds, Communications System Bonds and those of Lafayette Public Power Authority were upgraded by Standard & Poor's, while Moody's Investors confirmed the bonds' current ratings.
- LCG had a successful refinancing of Communications System Bond issue producing a savings of more than \$4.0 million to be realized over the next sixteen years.
- The Costco project on Kaliste Saloom Road continued construction at a rapid pace and is one of the largest retail centers ever constructed in Lafayette Parish, opening for the first stores is scheduled for spring 2016.
- Lafayette Police Department was awarded as one of the premier OWI enforcement agencies in the state.
- Lafayette Fire Department delivered public safety education to 8,210 citizens.
- Department of Community Development partnered with Habitat for Humanity to begin the construction of Pinhook Pocket Neighborhood, the construction of eight new houses for low-income households.

Budgetary Control

The fiscal year for Lafayette City-Parish Consolidated Government is November 1 through October 31. The Home Rule Charter requires that at least ninety days prior to the beginning of each fiscal year, an operating budget and a capital improvement budget be submitted to the Council. The Council then publishes a public hearing notice at least ten days prior to the date the budget is presented to the public for a formal public hearing. The notice is required to include a general summary of the proposed budget, the times and places where copies of the budget are available for public inspection, and the location, date, and time of the public hearing.

The annual budget serves as a policy document, a financial plan, an operations guide, and a communications device for the consolidated government. It is the foundation for LCG's allocation of resources toward service delivery plans for the coming fiscal year. The budget is reported using the current financial resources measurement focus and is consistent with generally accepted accounting principles (GAAP) as applied to governmental units. Appropriations define the cash limits that cannot be exceeded. No reference is given to when revenues are earned or expenses are incurred. For budgetary purposes, these items are only recognized when received or paid. Non-cash items such as depreciation and amortization are not budgeted.

Conversely, the government-wide, proprietary and fiduciary fund financial statements are reported using the economic resources measurement focus and the modified accrual basis of accounting. Revenues are recorded when earned and expenses are recorded when a liability is incurred, regardless of the timing of related cash flows. Nonexchange transactions, in which the government gives (or receives) value without directly receiving (or giving) equal value in exchange, include property taxes, grants, and entitlements. On an accrual basis, property taxes are recognized in the year for which the taxes are levied. Revenue from grants, entitlements, and donations are recognized in the fiscal year in which all eligibility requirements have been satisfied.

Local Economy

The business base of the Parish includes energy services, manufacturing, health care, transportation and distribution, education, information technology, finance, tourism, and other service related industries. Recently, Southern Business and Development recognized Lafayette in its annual Top 10 issue as a sizzling mid-market economy. The population in Lafayette's trade market is over 600,000 with over one million tourists visiting the area each year. More than twenty percent of the dollars spent in the Parish come from visitors outside the Parish borders.

Sales taxes make up one of the largest parts of local revenues and are usually restricted (dedicated) to specific uses by the voters. Currently residents are charged a total of nine percent (9%) sales tax. Voters approved a temporary one percent (1%) sales and use tax for the Lafayette Airport Commission to build

our community a new airport terminal and keep us competitive. This temporary one percent sales and use tax was collected from April 1, 2015 to November 30, 2015. Lafayette City-Parish Consolidated Government has a two percent (2%) general sales and use tax for the City of Lafayette and a one percent (1%) general sales and use tax for the Parish Government. In 2015, total retail sales reached \$6.01 billion, a decrease of \$400 million from last year. The highest year on record for total retail sales was 2014 when sales reached \$6.4 billion.

Proceeds of the 1961 one percent (1%) general sales and use tax levied by the City of Lafayette are dedicated to capital improvements such as street improvements, building construction, drainage, and any other work of permanent public improvement. Proceeds of the 1985 one percent (1%) general sales and use tax levied by the City of Lafayette are dedicated to capital improvements for streets and drainage. Both the 1961 and 1985 general sales and use taxes are dedicated to supplementing the revenues of the City's General Fund after providing the debt service on outstanding bonds, provided that such an amount cannot exceed 35% of the annual sales tax revenues.

Lafayette Parish is authorized by the voters of the Parish to levy and collect one percent (1%) general sales and use tax on a parish-wide basis except for territory located within the boundaries of any incorporated municipality situated within the Parish. The net proceeds of the sales tax are deposited in the Parish General Fund for general expenditures.

Between fiscal year 2014 and 2015, total sales tax revenues decreased by \$75,016. The decrease in sales tax revenues between fiscal year 2014 and 2015 are mainly due to the decline in the oil and gas industry. The five year trend for sales tax at the fund level has been as follows:

Fiscal Year	City-1961	City-1985	Parish	TIF MM101	TIF MM103	Total
2011	\$38,183,698	\$32,509,068	\$5,574,284	\$175,323	\$805,735	\$77,248,108
2012	\$40,814,786	\$34,659,644	\$6,101,929		\$1,117,970	\$82,694,329
2013	\$42,304,925	\$36,014,309	\$6,363,562		\$1,156,773	\$85,839,569
2014	\$44,212,574	\$37,532,841	\$6,675,866		\$1,224,215	\$89,645,496
2015	\$44,694,735	\$37,804,976	\$5,812,450		\$1,258,320	\$89,570,480

For further information regarding sales taxes, please refer to our Statistical Section that immediately follows the Financial Section of this report.

Lafayette was ranked as the fifth (5th) best city for job growth in the U.S. in the July/August 2015 issue of *Business Facilities* magazine. For the sixth (6th) time in seven years, the Milken Institute has ranked the Lafayette MSA in the top 25 metro areas in the Best Performing Cities Index. Lafayette is ranked 19 out of the 200 largest metros. In December of 2015, the unemployment rate for Lafayette Parish was 6.8%, above the national average of 4.8%. The per capita income is \$51,608 with an average single family home price of \$236,457. The overall cost of living is 7.6%, below the national average.

Major Initiatives

In June of 2014, *PlanLafayette*, the comprehensive master plan for Lafayette City-Parish Consolidated Government was adopted. The planning process began with the execution of a contract with a nationally recognized planning firm, Wallace, Roberts, and Todd at the beginning of 2012. *PlanLafayette* is a long-range plan or “guide book” for the growth, development, and redevelopment of Lafayette. The plan is referred to as “comprehensive” because it is based on community research and trends and coordinates many different aspects of anticipated growth and building such as land use and transportation. It is a vision for the community twenty years into the future.

PlanLafayette was developed with the guidance of a professional planning team, but it is the community's plan. It was driven by public input every step of the way with approximately 7,000 points of public input. *PlanLafayette* was championed by community members represented in a committed group of people

known as the Comprehensive Plan Citizens Advisory Committee (CPCAC). To ensure oversight and support of the plan, LCG's practice of short-term and long-term planning was restructured and staff was reorganized. This included the creation of the Chief Development Officer position, which folds planning functions of the former Traffic and Transportation Department into the newly named Planning, Zoning, and Development Department, and the reorganization of long-range planning staff in order to add more resources to the implementation effort. The *PlanLafayette* office now has six staff members that are dedicated to implementing the plan.

PlanLafayette consists of many goals, policies, and actions with overarching themes that originate from the community's vision and aspirations to enhance the places where we live, work and play; support and attract businesses and promote entrepreneurship; strengthen the image we project; maintain our economic competitiveness; and do all these things in a fiscally efficient manner, leveraging our assets and turning challenges into opportunities.

Implementation of the plan requires ongoing coordination between departments and communication with the public. The recent adoption of the Unified Development Code (UDC) is crucial in implementing *PlanLafayette*, as is aligning our priorities across departments and within the budgetary process. Over the next few years, the community will begin to see plan priorities reflected in the Five-Year Capital Improvement Program. Departmental operations and maintenance budgets will also be measured by performance indicators that will gauge plan success.

Since the adoption of *PlanLafayette*, highlights towards implementation includes receipt of a federal TIGER grant for planning in the I-49 corridor, the launch of Project Front Yard, a successful second annual *PlanLafayette* Week, and the adoption of the Unified Development Code.

Project Front Yard began in the fall of 2014 and was one of the first major implementations of *PlanLafayette's* action items. It is a parish-wide initiative to revitalize gateways, improve streetscapes, facilitate litter removal and prevention, sign ordinance enforcement, promote and install public art, facilitate and encourage river cleanup, and provide education on these initiatives to the public. Project Front Yard partners with local governments, businesses, media, and community groups to clean up and beautify the community. The project employs one full time employee charged with addressing illegal signs and litter abatement. To date, over 1,600 signs have been removed from roadsides. Other major accomplishments of the program over the last 12 months include:

- Organized a city clean-up event with the participation of over 1,000 ULL students which resulted in 4,319 gallons of trash collected.
- Planted over 260 trees in local parks.
- Orchestrated the first Project Front Yard Mardi Gras clean-up which featured volunteers cleaning the parade route.
- Partnered with the Acadiana Center for the Arts to display public art on traffic boxes.
- Facilitated a Sunday morning Downtown clean-up effort for all of 2015 with the help of several local businesses and professional organizations.
- Piloted a plastic bag recycling program in conjunction with local school participation. Plastic bags were recycled into school benches.

LUS Fiber is the area's only 100% community owned fiber optic network offering telephone, cable, and Internet services to the home and local businesses. In 2014, LUS Fiber was recognized by Open Technology Institute for offering the "Fastest Internet in the World" tied with only six other cities including Tokyo, Seoul, Hong Kong, and three cities in North America. As a start-up company serving its first customer in 2009, it has made significant financial strides in a short amount of time by becoming cash positive in fiscal year 2013. LUS Fiber achieved more than \$34 million in revenues in 2015, while offering expanded services to more customers and helping attract new businesses and healthy growth. In 2015, the LUS Fiber Hot Spots were expanded to three downtown parks for Downtown Alive! and Festival International.

Relevant Financial Policies

Fund/Department Structure

The fund structure for LCG is especially complex. City and Parish funds are accounted for separately due to the source of revenue and authority granted by the voters of both the City and the Parish. There are two general funds: one for the City and one for the Parish that are reported as one combined general fund to comply with generally accepted accounting principles. Combined, there are over fifty general governmental funds (special revenue, debt service, and capital projects), four internal service funds, and six business type funds.

Investment Management

The Cash Management Rules and Guidelines of LCG address the following areas:

- Scope, Prudence, and Objectives
- Delegation of Authority
- Authorized Financial Dealers and Institutions and Diversification in Authorized and Suitable Investments
- Collateralization
- Safekeeping and Custody

It is the policy of LCG to invest public funds in a manner which conforms to existing Louisiana State Statutes governing the investment of public funds and the LCG Home Rule Charter while receiving a maximum rate of return. LCG's Investment Policy has the following objectives: safety, liquidity, yield, and public trust. Authorized security purchases include:

- U.S. Treasury Bills, Notes, and Bonds with maturities not to exceed two years.
- Federal agency and instrumentality coupon debentures and discount notes with maturities not to exceed two years-limited to Federal Home Loan Bank, Federal National Mortgage Association, Federal Farm Credit Bank, and Federal Home Loan Mortgage Corporation.
- Repurchase agreements with a maturity not to exceed six months on the above securities collateralized at a minimum of 102 percent of the purchase price of the repurchase agreement.
- The purchase of any securities listed in the first two bullets in excess of two years must be pre-approved in writing by the Chief Financial Officer.

Fund Balance Policy

Governmental Funds report the difference between their assets and liabilities as fund balance. Under generally accepted accounting principles (GAAP), fund balance is divided into two major components; Nonspendable and Spendable. Nonspendable is that portion of fund balance that is not available for appropriation because the assets it represents are not in a spendable form, such as inventory. Spendable Fund Balance is further broken down into four categories; restricted, committed, assigned, and unassigned. It is the unassigned portion of fund balance that can be appropriated without external or internal restrictions. It is the intent of LCG Administration to maintain its unassigned fund balances for the City General Fund and Parish General Fund at 20% and 10% of the total funds' operating expenses, respectively. The City General Fund is the main governmental operating fund of LCG. Often, conservative budgeting practices result in increases to the unassigned fund balance of the City General Fund; therefore, in budget years where excess unassigned fund balance is available and a use of fund balance is considered, 15% of the excess in unassigned City General Fund fund balance may be used for recurring operating expenditures and 30% of the excess in unassigned City General Fund fund balance may be used for one-time expenses, insofar as the projected ending fund balance meets the maintenance level of 20%. Under this policy, LCG Administration in its budgeting process submits a proposed budget to the City-Parish Council that adheres strictly to the fund balance requirements. However, this policy has not been ratified by the City-Parish Council and during the budget adoption process may, at their

discretion, amend the budget in such a way that this policy is violated. In such cases, policy violations will be discussed in the Administration's transmittal letter in the final budget document. Additionally, the City-Parish Council may be asked to provide a discussion of these decisions and, if provided, will be included in the final budget document as well.

Debt Policy

LCG's debt is issued primarily as a financing tool for infrastructure (such as streets, drainage, and utilities) and infrastructure improvements. A careful balance between debt financed projects and pay-as-you-go capital projects is maintained. Capital projects that may be funded by debt are evaluated within the context of LCG's long range capital plan and debt is only issued after careful consideration of current debt levels, economic conditions, the availability of alternative funding sources, and key debt and liquidity ratios. Bond covenants require that the average annual revenues for the City of Lafayette sales tax collections for the two most recent fiscal years must equal or exceed 1.5 times the highest combined principal and interest requirements for any succeeding fiscal year on all City sales tax bonds outstanding. It is the Administration's policy to maintain a higher City sales tax ratio of 2.0.

Louisiana Revised Statutes limit the Parish's general obligation bonded debt for other purposes to 10% of the assessed valuation of the taxable property for a single purpose with no limit on the number of purposes. The City may issue general obligation bonded debt in excess of 10% of the assessed valuation of the taxable property for any single purpose provided that the aggregate for all such purposes (determined at the time of issuance of the bonds) does not exceed 35% of the assessed valuation of the taxable property of the City.

Compliance with all bond covenants, bond ordinances, contracts, etc. are monitored. Additionally, required financial data and event information are uploaded to the Electronic Municipal Market Access (EMMA), which is the official repository for information on virtually all municipal bonds.

Revenue Policy

LCG endeavors to have a diversified and stable revenue system to protect against unforeseeable short-term fluctuations in any one revenue source. Revenue forecasts are based on the best information available and take into consideration historical trends, current economic factors (such as property assessments and retail sales trends), and projected activity. Revenues are budgeted conservatively, but if economic downturns develop which could result in revenue shortfalls, adjustments in budgeted expenditures are made to compensate. LCG establishes and monitors user fees and charges based on the cost of services and community benefit. Services may be subsidized as the Council deems necessary. The use of one-time revenues or those of an unpredictable nature to fund on-going expenditures is discouraged. LCG pursues alternate methods of financing such as federal and state grants and intergovernmental agreements.

Expenditure Policy

All department directors share in the responsibility of looking at and understanding LCG's long-term financial viability, the general spending trends of their respective departments, the projected departmental revenues, and educating themselves and their staff on the necessary short and long-term balance between revenues and expenses. Departmental budgets are submitted to the Administration with these responsibilities in mind and budgets are typically zero-based or status quo with little or no increase to expenditures contemplated. As the Administration evaluates budgetary requests, higher priority is given to expenditures which provide direct public services and public health and safety. The highest priority is given to the payment of bonds, notes, contracts, accounts payable, and other monetary liabilities. An appropriate balance between these priorities and the dollars provided towards the assurance of good management and legal compliance is strived for.

Capital Improvements

LCG maintains a Five-Year Capital Improvement Program (including anticipated funding sources) which is updated annually and is approved by the Council during the budget process. Capital improvement projects are defined as infrastructure, equipment purchases, or construction that results in a capitalized asset and having a useful life of more than one year.

In addition to a Five-Year Capital Improvement Program, Section 5-05 of the Home Rule Charter requires that a Capital Improvement budget must include the estimated annual cost of operating and maintaining the capital improvement to be constructed or acquired.

Proposed capital projects are reviewed by departmental directors, staff, and administration. Priority of projects is based on financial sources available and/or debt considered and overall consistency with LCG's goals and objectives.

Internal Controls and Fiscal Monitoring

Financial systems will maintain internal controls to monitor revenues, expenditures, and program performance on an ongoing basis. As required by the Home Rule Charter and/or internal written policy, monthly financial reports are prepared as well as departmental meeting held to review the status of revenues and expenditures and compliance to the adopted budget.

Long-term Financial Planning

The City of Lafayette, through the Lafayette Public Power Authority (LPPA), acquired a 50 percent ownership interest in a fossil fuel steam electric generating unit known as Rodemacher Unit 2 ("Unit 2"). The output of Unit 2 is sold by LPPA to the City in accordance with a long-term power sales contract, whereby LPPA agreed to sell and the City agreed to purchase LPPA's share of the power and energy produced by Unit 2. The contract expires August 31, 2047. Payments under the contract are specified to be sufficient to pay all costs of LPPA in connection with Unit 2 including LPPA's share of operation and maintenance of Unit 2, debt service requirements, and all other financial obligations of LPPA's share of Unit 2. These obligations are payable as an operating expense of the Utilities System fund and payable solely from the revenues of the Utility System. Expenses related to fuel, purchased power and associated cost are recovered through a fuel charge established by the director of the Utilities System. The payments to LPPA are required to be made whether or not Unit 2 is operating or inoperable.

Acknowledgements

The preparation of this report on a timely basis could not have been accomplished without the dedicated services of a highly trained and qualified staff. I also would like to acknowledge the thorough, professional, and timely manner in which the audit was conducted by our independent auditors Kolder, Champagne, Slaven, & Company, LLC.

In addition, we express our appreciation to Mayor-President Mr. Joel Robideaux and the members of the Council for their interest and support in planning and conducting the financial affairs of the City-Parish in a responsible and progressive manner during their terms in office.

Respectfully Submitted,



Lorrie R. Toups, CPA
Chief Financial Officer
Office of Finance & Management

Lafayette City-Parish Consolidated Government
Lafayette, Louisiana

Comprehensive Annual Financial Report
For the Fiscal Year Ended October 31, 2015

Listing of Principal Elected and Administrative Officials

Principal Elected Officials

(As of October 31, 2015)

L.J. "Joey" Durel, Jr.
City-Parish President

Members of the City-Parish Council

Kevin Naquin	District 1
Jay Castille	District 2
Brandon Shelvin	District 3
Kenneth P. Boudreaux	District 4
Jared Bellard	District 5
Andre "Andy" Naquin	District 6
Donald L. Bertrand	District 7
Keith Patin	District 8
William G. Theriot	District 9

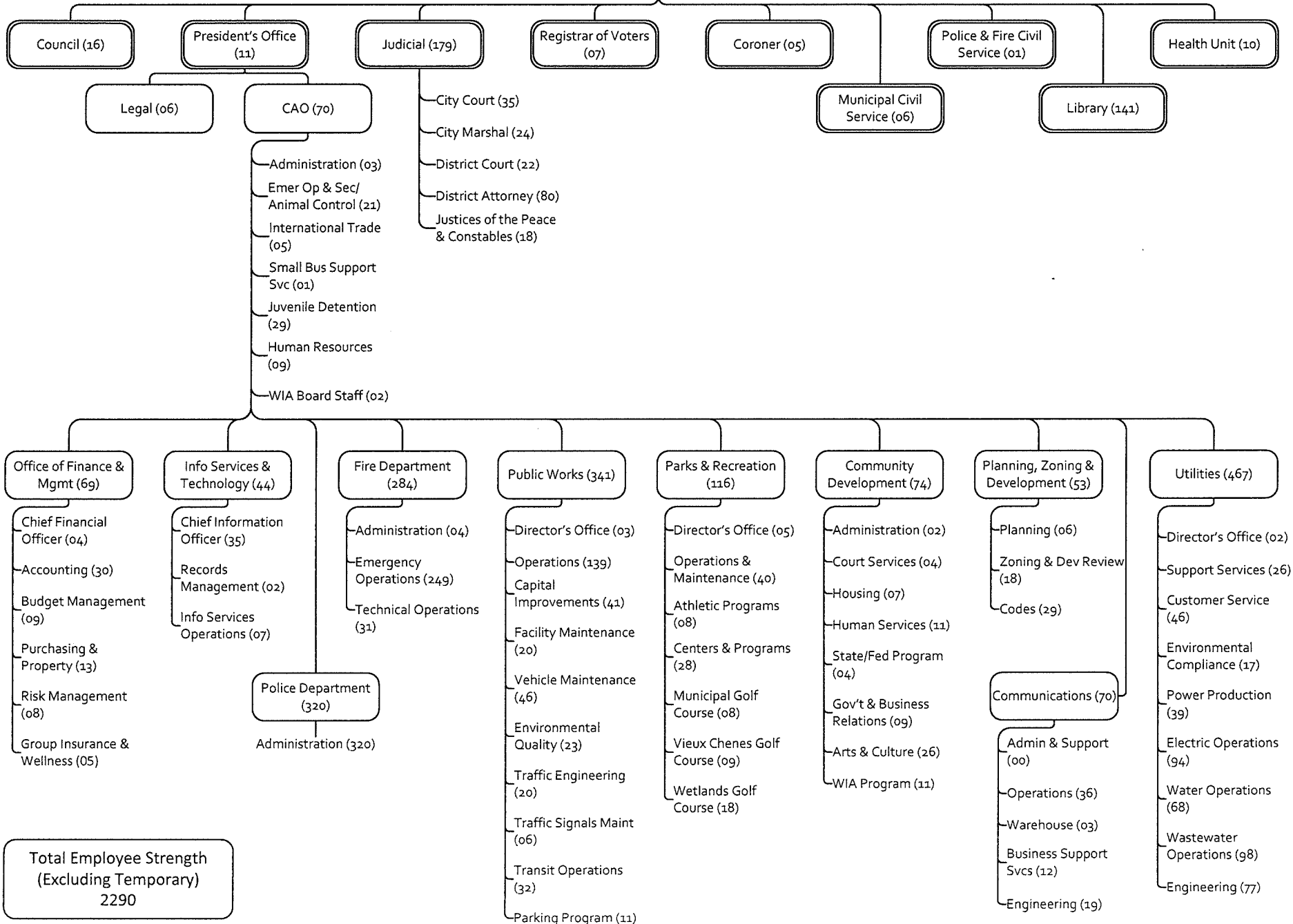
Principal Administrative Officials

Dee Stanley
Chief Administrative Officer

Lorrie R. Toups, CPA
Chief Financial Officer

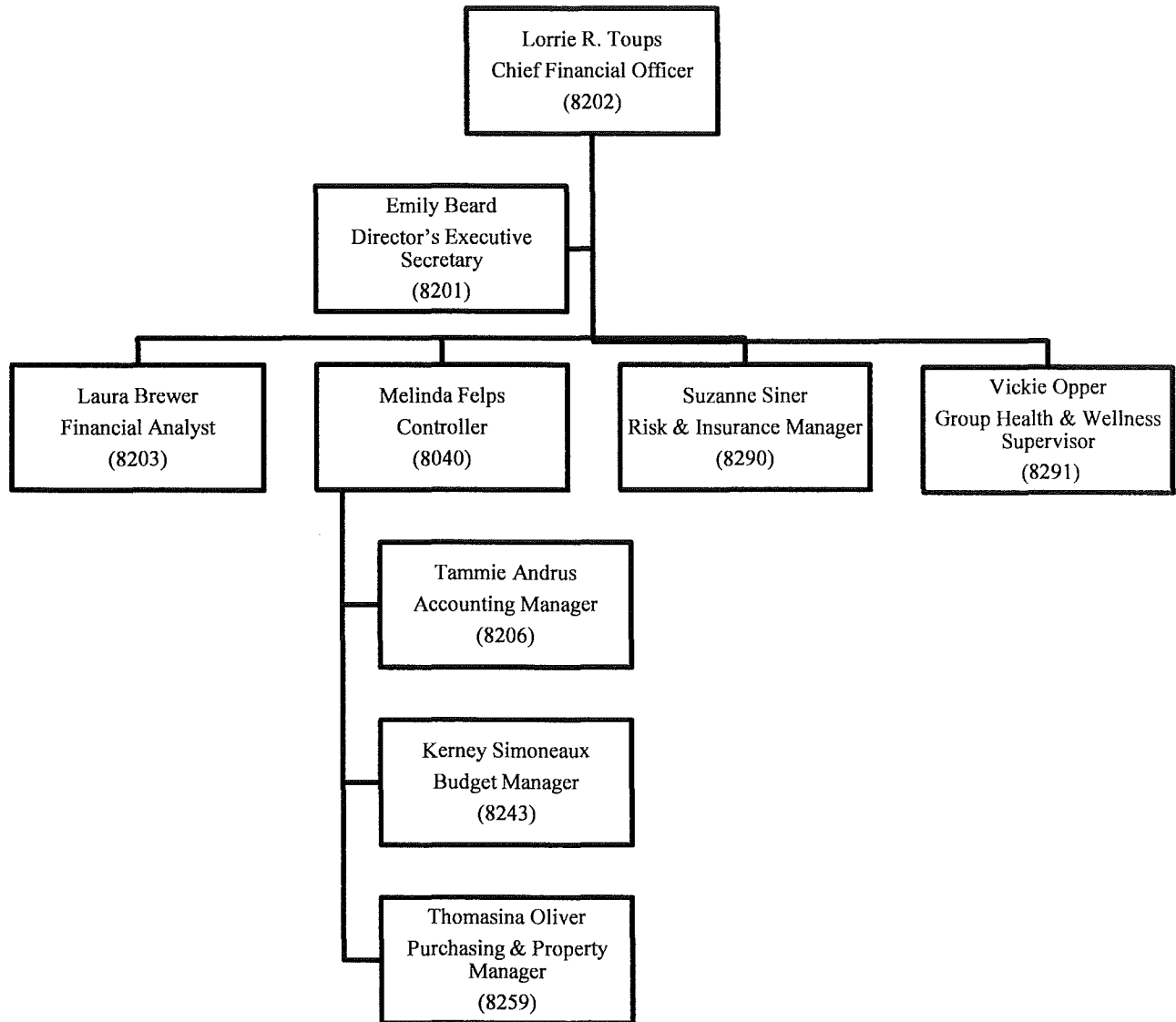
Michael D. Hebert
City-Parish Attorney

Citizens of the Parish & City of Lafayette



Lafayette City-Parish Consolidated Government

Office of Finance and Management



Financial Section

KOLDER, CHAMPAGNE, SLAVEN & COMPANY, LLC

CERTIFIED PUBLIC ACCOUNTANTS

OFFICES

C. Burton Kolder, CPA*
Russell F. Champagne, CPA*
Victor R. Slaven, CPA*
Gerald A. Thibodeaux, Jr., CPA*
Robert S. Carter, CPA*
Arthur R. Nixon, CPA*
Brad E. Kolder, CPA, JD*
Stephen J. Anderson, CPA*
Penny Angelle Scruggins, CPA
Christine C. Doucet, CPA
Wanda F. Arcement, CPA, CVA
Bryan K. Joubert, CPA
Matthew E. Margaglio, CPA

Casey L. Ardoin, CPA
Albert R. Leger, CPA, PFS, CSA*
Marshall W. Guidry, CPA
Stephen R. Moore, Jr., CPA, PFS, CFP®, ChFC®*
James R. Roy, CPA
Robert J. Metz, CPA
Alan M. Taylor, CPA
Kelly M. Doucet, CPA
Mandy B. Self, CPA
Paul L. Delcambre, Jr., CPA
Jane R. Hebert, CPA
Deidre L. Stock, CPA
Karen V. Fontenot, CPA
Tabby A. LeMay, CPA

* A Professional Accounting Corporation

183 South Beadle Rd.
Lafayette, LA 70508
Phone (337) 232-4141
Fax (337) 232-8660

450 East Main Street
New Iberia, LA 70560
Phone (337) 367-9204
Fax (337) 367-9208

113 East Bridge St.
Breaux Bridge, LA 70517
Phone (337) 332-4020
Fax (337) 332-2867

200 South Main Street
Abbeville, LA 70510
Phone (337) 893-7944
Fax (337) 893-7946

1234 David Dr. Ste 203
Morgan City, LA 70380
Phone (985) 384-2020
Fax (985) 384-3020

1013 Main Street
Franklin, LA 70538
Phone (337) 828-0272
Fax (337) 828-0290

434 East Main Street
Ville Platte, LA 70586
Phone (337) 363-2792
Fax (337) 363-3049

133 East Waddil St.
Marksville, LA 71351
Phone (318) 253-9252
Fax (318) 253-8681

332 West Sixth Avenue
Oberlin, LA 70655
Phone (337) 639-4737
Fax (337) 639-4568

1428 Metro Drive
Alexandria, LA 71301
Phone (318) 442-4421
Fax (318) 442-9833

WEB SITE
WWW.KCSRPCAS.COM

Retired:
Conrad O. Chapman, CPA* 2006

INDEPENDENT AUDITORS' REPORT

To the Lafayette City-Parish
Council of Lafayette, Louisiana

Report on the Financial Statements

We have audited the accompanying financial statements of the governmental activities, the business-type activities, the aggregate discretely presented component units, each major fund, and the aggregate remaining fund information of Lafayette City-Parish Consolidated Government (the Government), as of and for the year ended October 31, 2015, and the related notes to the financial statements, which collectively comprise the Government's basic financial statements, as listed in the table of contents. We did not audit the financial statements of Cajundome Commission, City Court of Lafayette, Lafayette Regional Airport, Lafayette Parish Waterworks District North, Lafayette Parish Waterworks District South, Lafayette Parish Bayou Vermilion District, and Lafayette Parish Communication District, component units, which represent 97.73% and 95.85%, respectively, of the assets and program and general revenues of the aggregate discretely presented component units. Those financial statements were audited by other auditors whose reports thereon have been furnished to us, and our opinion, insofar as it relates to the amounts included for Cajundome Commission, City Court of Lafayette, Lafayette Regional Airport, Lafayette Parish Waterworks District North, Lafayette Parish Waterworks South, Lafayette Parish Bayou Vermilion District, and Lafayette Parish Communication District is based on the reports of other auditors.

Management's Responsibility for the Financial Statements

Management is responsible for the preparation and fair presentation of these financial statements in accordance with accounting principles generally accepted in the United States of America; this includes the design, implementation, and maintenance of internal control relevant to the preparation and fair presentation of financial statements that are free from material misstatement, whether due to fraud or error.

Auditors' Responsibility

Our responsibility is to express opinions on these financial statements based on our audit. We conducted our audit in accordance with auditing standards generally accepted in the United States of America and the standards applicable to financial audits contained in *Government Auditing Standards*, issued by the Comptroller General of the United States. Those standards require that we plan and perform the audit to obtain reasonable assurance about whether the financial statements are free of material misstatement.

An audit involves performing procedures to obtain audit evidence about the amounts and disclosures in the financial statements. The procedures selected depend on the auditor's judgment, including the assessment of the risks of material misstatement of the financial statements, whether due to fraud or error. In making those risk assessments, the auditor considers internal control relevant to the entity's preparation and fair presentation of the financial statements in order to design audit procedures that are appropriate in the circumstances, but not for the purpose of expressing an opinion on the effectiveness of the entity's internal control. Accordingly, we express no such opinion. An audit also includes evaluating the appropriateness of accounting policies used and the reasonableness of significant accounting estimates made by management, as well as evaluating the overall presentation of the financial statements.

We believe that the audit evidence we have obtained and the audit evidence obtained by other auditors is sufficient and appropriate to provide a basis for our audit opinions.

Opinions

In our opinion, based on our audit and the reports of other auditors, the financial statements referred to above present fairly, in all material respects, the respective financial position of the governmental activities, the business-type activities, the aggregate discretely presented component units, each major fund, and the aggregate remaining fund information of the Government, as of October 31, 2015, and the respective changes in financial position and, where applicable, cash flows thereof for the year then ended in accordance with accounting principles generally accepted in the United States of America.

Emphasis of Matter

As discussed in Note 30 to the basic financial statements, the Government has adopted the provisions of GASB Statement No. 68, *Accounting and Financial Reporting for Pensions*. Our opinion is not modified with respect to this matter.

Other Matters

Required Supplementary Information

Accounting principles generally accepted in the United States of America require that the Management's Discussion and Analysis, budgetary comparison schedule, schedule of funding progress, schedule of employer's share of net pension liability, and schedule of employer contributions on pages 4 through 14 and 95 through 98, be presented to supplement the basic financial statements. Such information, although not a part of the basic financial statements, is required by the Governmental Accounting Standards Board, who considers it to be an essential part of financial reporting for placing the basic financial statements in an appropriate operational, economic, or historical context. We have applied certain limited procedures to the required supplementary information in accordance with auditing standards generally accepted in the United States of America, which consisted of inquiries of management about the methods of preparing the information and comparing the information for consistency with management's responses to our inquiries, the basic financial statements, and other knowledge we obtained during our audit of the basic financial statements. We do not express an opinion or provide any assurance on the information because the limited procedures do not provide us with sufficient evidence to express an opinion or provide any assurance.

Other Supplementary Information

Our audit was conducted for the purpose of forming opinions on the financial statements that collectively comprise the Government's basic financial statements. The introductory, other supplementary information, and statistical section are presented for purposes of additional analysis and are not a required part of the financial statements. The schedule of expenditures of federal awards is presented for purposes of additional analysis as required by U.S. Office of Management and Budget Circular A-133, *Audits of States, Local Governments, and Non-Profit Organizations*, and is also not a required part of the basic financial statements.

The governmental funds, nonmajor enterprise funds, internal service funds, nonmajor component unit combining statements, Utility System Fund statement, and the schedule of expenditures of federal awards are the responsibility of management and were derived from and relate directly to the underlying accounting and other records used to prepare the financial statements. Such information has been subjected to the auditing procedures applied by us and other auditors in the audit of the financial statements and certain additional procedures, including comparing and reconciling such information directly to the underlying accounting records used to prepare the basic financial statements or to the basic financial statements themselves, and other additional procedures in accordance with auditing standards generally accepted in the United States of America. In our opinion and the opinion of other auditors, the governmental funds, nonmajor enterprise funds, internal service funds, nonmajor component unit combining statements, Utility System Fund statement, and the schedule of expenditures of federal awards are fairly stated in all material respects in relation to the basic financial statements as a whole. The prior year comparative information on the governmental funds and nonmajor enterprise funds combining statements has been derived from the Government's 2014 financial statements, which was subjected to the auditing procedures applied in the audit of the basic financial statements and, in our opinion, was fairly presented in all material respects in relation to the financial statements as a whole.

The introductory section, budgetary comparison schedules, governmental fund schedules of revenues, expenditures, and changes in fund balances – budget to actual, schedules of expenditures compared to capital budget, and statistical section have not been subjected to the auditing procedures applied in the audit of the basic financial statements and, accordingly, we do not express an opinion or provide any assurance on them.

Other Reporting Required by *Government Auditing Standards*

In accordance with *Government Auditing Standards*, we have also issued our report dated April 15, 2016, on our consideration of the Government's internal control over financial reporting and on our tests of its compliance with certain provisions of laws, regulations, contracts, and grant agreements and other matters. The purpose of that report is to describe the scope of our testing of internal control over financial reporting and compliance and the results of that testing and not to provide an opinion on the internal control over financial reporting or on compliance. That report is an integral part of an audit performed in accordance with *Government Auditing Standards* in considering the Government's internal control over financial reporting and compliance.

Kolder, Champagne, Slaven & Company, LLC
Certified Public Accountants

Lafayette, Louisiana
April 15, 2016

LAFAYETTE CITY-PARISH CONSOLIDATED GOVERNMENT
Lafayette, Louisiana

Management's Discussion and Analysis
October 31, 2015

Lafayette City-Parish Consolidated Government (LCG) presents the following discussion and analysis of the financial performance during the fiscal year ending October 31, 2015. This discussion and analysis is intended to assist readers in focusing on significant financial issues and changes in financial position and identifying any significant variances from the adopted budget. We encourage readers to consider the information presented here in conjunction with additional information presented in the financial statements provided in this report. All amounts, unless otherwise indicated, are expressed in millions of dollars.

Financial Highlights

- The assets and deferred outflows of LCG exceeded its liabilities and deferred inflows by \$943.5 (net position).
- LCG implemented GASB Statement No 68 "*Accounting & Financial Reporting for Pensions*". The new pronouncement requires LCG to recognize its proportionate share of the net pension liability for the seven cost-sharing defined benefit plans in which its employees participate. The effects of the implementation of this new pronouncement required a restatement of the beginning net position, resulting in a reduction of \$100.7 from the previously stated balance of \$997.5 as of October 31, 2014. Additional details on the effects of the restatement are provided in Note 30 to the financial statements. Increases in the Deferred Outflows of Resources and Deferred Inflows of Resources in 2015 are directly related to recording the proportionate share of LCG's net pension liability. Additional information on employee retirements systems is provided in Note 20 to the financial statements.
- At the end of the current fiscal year, LCG's governmental funds reported combined ending fund balance of \$282.0, a slight decrease of \$1.6 compared to the fiscal year 2014. Of this amount, \$272.8 thousand is non-spendable and \$281.8 is spendable. Of the total spendable fund balance, \$227.6 is restricted in use, \$697 thousand has been committed, \$14.1 is assigned and \$39.4 is unassigned, which is available for spending at the government's discretion.
- At the end of the current fiscal year, unassigned fund balance for the General Fund was \$39.4, or 39.6% of total General Fund expenditures and other financing uses. Ending Fund Balance for the General Fund notes an increase of \$6.4 or 17.7% over 2014.
- LCG issued City Public Improvement Sales Tax Refunding Bonds during the fiscal year which resulted in a debt service reduction of \$5.3 and an economic gain of \$5.2.
- The bond ratings for the Lafayette Utilities System Bonds, Communications System Bonds, and those of Lafayette Public Power Authority were upgraded by Standard & Poor's, while Moody's Investors confirmed the bonds' current ratings.

Overview of the Financial Statements

This discussion and analysis is intended to serve as an introduction to LCG's basic financial statements, which have three components: 1) government-wide financial statements, 2) fund financial statements, and 3) notes to the basic financial statements. This report also contains other supplementary information in addition to the basic financial statements themselves.

LAFAYETTE CITY-PARISH CONSOLIDATED GOVERNMENT
Lafayette, Louisiana

Management's Discussion and Analysis (Continued)
October 31, 2015

Government-wide Financial Statements

The government-wide financial statements are designed to provide readers with a broad overview similar to private-sector business financial presentations.

The *statement of net position* presents information on all of LCG's assets, deferred outflows of resources, liabilities, and deferred inflows of resources with the difference reported as net position. Over time, increases or decreases in net position may serve as a useful indicator of whether the financial position of LCG is improving or deteriorating.

The *statement of activities* presents information showing how the government's net position changed during the fiscal year. Changes in net position are recorded when the underlying event giving rise to the change occurs regardless of the timing of the cash flows. Therefore, revenues and expenses reported in this statement for some items will not result in cash flows until future fiscal periods (e.g., uncollected taxes and earned but unused vacation leave). Both of the government-wide financial statements distinguish functions of LCG that are principally supported by taxes and intergovernmental revenues (governmental activities) from other functions that are intended to recover all or a significant portion of their costs through user fees or charges (business-type activities). Governmental activities include general government, public safety, traffic and transportation, streets and drainage, urban redevelopment and housing, culture and recreation, health and welfare, economic opportunity, and economic development and assistance.

The business-type activities reflect private sector type operations where the fee for service typically covers all or most of the cost of operations including depreciation. The City's electric, water, wastewater, fiber optics utilities funds, along with LCG's solid waste collection, environmental services, CNG service station, and animal shelter control funds are reported here.

Fund Financial Statements

The accounts of LCG are organized on the basis of funds, each of which is considered a separate accounting entity. Government resources are allocated to and accounted for in individual funds based upon the purposes for which they are to be spent and the means by which spending activities are controlled.

Fund financial statements are used to present financial information detailing resources that have been identified for specific activities. The focus of the fund financial statements is on LCG's major funds although non-major funds are also presented in aggregate and further detailed in the supplementary statements.

LCG uses fund accounting to ensure and demonstrate compliance with requirements placed on resources. Funds are divided into three categories: governmental, proprietary and fiduciary. Fund financial statements allow LCG to present information regarding fiduciary funds since they are not reported in the government-wide financial statements.

LAFAYETTE CITY-PARISH CONSOLIDATED GOVERNMENT
Lafayette, Louisiana

Management's Discussion and Analysis (Continued)
October 31, 2015

Governmental Funds are used to account for essentially the same functions reported as governmental activities in the government-wide financial statements. Unlike the government-wide financial statements, governmental fund financial statements focus on near-term outflows of spendable resources, as well as on balances of spendable resources available at the end of the fiscal year. Such information may be useful in evaluating a government's current financing requirements.

LCG has presented the General Fund and the Sales Tax Capital Improvement Fund as major funds. All non-major governmental funds are presented in one column, titled "Other Governmental Funds". Combining financial statements of the non-major funds can be found in the other supplementary information section that follows the basic financial statements.

Proprietary Funds encompass both enterprise and internal service funds on the fund financial statements. Enterprise funds are used to report the same functions presented as business-type activities in the government-wide financial statements. Internal service funds are an accounting device used to accumulate and allocate costs internally among the LCG's various functions. LCG uses internal service funds to account for its central vehicle maintenance, central printing, self-insured insurance and group hospitalization activities. Because all of these services predominantly benefit governmental rather than business-type functions, they have been included within the governmental activities section in the government-wide financial statements. Combining statements of the non-major individual enterprise and internal service funds can be found in the other supplementary information section following the basic financial statements.

Fiduciary Funds are used to account for resources held for the benefit of parties outside the primary government. Fiduciary funds are not reflected in the government-wide financial statements as the resources of those funds are not available to support LCG's programs and operations. With the exception of agency funds, the accounting for fiduciary funds is much like that used for the proprietary funds.

Notes to the Basic Financial Statements provide additional information that is essential to a full understanding of the data provided in the government-wide and fund financial statements and are a required part of the basic financial statements.

Other Supplementary Information - In addition to the basic financial statements and accompanying notes, this report also presents the required supplementary information of LCG's General Fund budgetary comparison schedules that demonstrate compliance with its budget.

Also included in the report are the Office of Management and Budget Circular A-133 Single Audit Auditors' reports, findings and schedules and the statistical section.

LAFAYETTE CITY-PARISH CONSOLIDATED GOVERNMENT
Lafayette, Louisiana

Management's Discussion and Analysis (Continued)
October 31, 2015

Government-Wide Financial Statement Analysis

The following schedule reflects the condensed Statement of Net Position for October 31, 2015, with comparative figures for 2014:

Condensed Statement of Net Position (in millions)
October 31, 2015 and 2014

	Governmental Activities		Business-Type Activities		Total Primary Government	
	2015	2014*	2015	2014*	2015	2014*
Assets:						
Current and other assets	\$ 315.8	\$ 315.5	\$ 78.6	\$ 83.2	\$ 394.4	\$ 398.7
Restricted assets	-	-	164.8	172.9	164.8	172.9
Capital assets	599.5	592.1	771.8	769.5	1,371.3	1,361.6
Total assets	<u>915.3</u>	<u>907.6</u>	<u>1,015.2</u>	<u>1,025.6</u>	<u>1,930.5</u>	<u>1,933.2</u>
Deferred Outflows of Resources:	<u>37.6</u>	<u>20.6</u>	<u>27.0</u>	<u>14.9</u>	<u>64.6</u>	<u>35.5</u>
Liabilities:						
Current liabilities	12.1	11.5	18.4	25.8	30.5	37.3
Long-term liabilities	511.1	510.0	503.3	507.4	1,014.4	1,017.4
Total liabilities	<u>523.2</u>	<u>521.5</u>	<u>521.7</u>	<u>533.2</u>	<u>1,044.9</u>	<u>1,054.7</u>
Deferred Inflows of Resources:	<u>5.2</u>	<u>14.5</u>	<u>1.4</u>	<u>2.7</u>	<u>6.6</u>	<u>17.2</u>
Net position:						
Net Investment in						
Capital Assets	323.4	311.0	318.2	312.0	641.6	623.0
Restricted	182.0	174.5	143.9	133.1	325.9	307.6
Unrestricted	(80.9)	(93.3)	57.0	59.5	(23.9)	(33.8)
Total net position	<u>\$ 424.5</u>	<u>\$ 392.2</u>	<u>\$ 519.1</u>	<u>\$ 504.6</u>	<u>\$ 943.6</u>	<u>\$ 896.8</u>

*Restated

For the year-ended October 31, 2015, total assets and deferred outflows exceeded liabilities and deferred inflows by \$943.6. The largest portion of LCG's net position, \$641.6 (68%) represents its investment in capital assets less any related debt used to acquire those assets that are still outstanding, and includes assets such as land, infrastructure, improvements, buildings, machinery and equipment and intangibles.

Capital assets are used to provide services to the citizens of LCG and are not available for further spending. Although LCG's investment in capital assets is reported net of related debt, the resources needed to repay the debt must be provided from other sources as capital assets cannot be used to liquidate liabilities. Of the total net position, \$325.9 represents resources that are subject to external restrictions on how they may be used.

The deficit of \$80.9 in unrestricted net position in governmental activities is primarily the result of the addition of net pension liability due to the implementation of GASB 68, and the liability for unused employee vacation and sick days not previously funded, which together exceed current assets that are not externally dedicated for specific purposes. The business-type activities unrestricted assets are \$57 at year end.

LAFAYETTE CITY-PARISH CONSOLIDATED GOVERNMENT
Lafayette, Louisiana

Management's Discussion and Analysis (Continued)
October 31, 2015

The following schedule provides a summary of the changes to LCG's net position for the year ended October 31, 2015, with comparative figures for 2014:

Condensed Statement of Changes in Net Position (in millions)
For the Years Ended October 31, 2015 and 2014

	Governmental Activities		Business-Type Activities		Total Primary Government	
	2015	2014	2015	2014	2015	2014
Revenues:						
Program revenue -						
Fees, fines, and charges for services	\$ 24.0	\$ 25.6	\$ 329.6	\$ 353.7	\$ 353.6	\$ 379.3
Operating grants and contributions	15.2	15.7	-	-	15.2	15.7
Capital grants and contributions	5.0	2.9	0.9	0.7	5.9	3.6
General revenues -						
Sales taxes	88.9	90.2	-	-	88.9	90.2
Property taxes	78.0	70.5	-	-	78.0	70.5
Other	13.9	11.0	1.5	3.5	15.4	14.5
Total revenues	<u>225.0</u>	<u>215.9</u>	<u>332.0</u>	<u>357.9</u>	<u>557.0</u>	<u>573.8</u>
Expenses:						
General government	40.1	38.8	-	-	40.1	38.8
Public safety	72.4	67.3	-	-	72.4	67.3
Traffic and transportation	13.8	13.1	-	-	13.8	13.1
Streets and drainage	21.4	21.1	-	-	21.4	21.1
Urban and economic development	3.5	3.5	-	-	3.5	3.5
Culture and recreation	26.8	23.7	-	-	26.8	23.7
Health, welfare and economic opportunity	1.5	1.3	-	-	1.5	1.3
Unallocated depreciation	17.7	17.3	-	-	17.7	17.3
Combined utilities system	-	-	193.2	206.1	193.2	206.1
Communications system	-	-	37.0	35.8	37.0	35.8
Coal-fired electric plant	-	-	49.5	57.4	49.5	57.4
Animal shelter and control	-	-	1.5	1.3	1.5	1.3
Solid waste collection	-	-	13.9	13.5	13.9	13.5
CNG Station	-	-	0.2	0.2	0.2	0.2
Interest on long-term debt	17.7	18.7	-	-	17.7	18.7
Total expenses	<u>214.9</u>	<u>204.8</u>	<u>295.3</u>	<u>314.3</u>	<u>510.2</u>	<u>519.1</u>
Increase (decrease) in net position before transfers	10.1	11.1	36.7	43.6	46.8	54.7
Transfers	22.2	21.0	(22.2)	(21.0)	-	-
Increase in net position	32.3	32.1	14.5	22.6	46.8	54.7
Net position, November 1, as restated	392.2	360.1	504.6	482.0	896.8	842.1
Net position, October 31	<u>\$ 424.5</u>	<u>\$ 392.2</u>	<u>\$ 519.1</u>	<u>\$ 504.6</u>	<u>\$ 943.6</u>	<u>\$ 896.8</u>

LAFAYETTE CITY-PARISH CONSOLIDATED GOVERNMENT
Lafayette, Louisiana

Management's Discussion and Analysis (Continued)
October 31, 2015

LCG's total revenues were \$557 and the total cost of all programs and services was \$510.2 resulting in an increase in net position of \$46.8. General revenues represented 32.7% of LCG's total revenue while program revenues provided 67.3% of total revenues. Business-type activity expenses totaled \$295.3 or 57.9% of the governments total expenses.

Governmental Activities net position increased \$32.3 in 2015 compared to \$32.1 in the prior year. The cost of all governmental activities this year was \$214.9 and reflected a 4.9% increase over 2014 expenses. LCG's largest program in governmental activities is public safety, with \$72.4 of resources applied thereto. Following that is general government, culture and recreation, and streets and drainage.

The government's net position increased \$46.8 during the current fiscal year. *Governmental Activities* net position increased \$32.3. Some factors affecting the change in net position for governmental activities were:

- A decrease of \$1.3 in sales taxes
- An increase of \$7.5 in property taxes.
- A decrease of \$1.6 in fees, fines, and other charges for services.
- An increase of \$2.9 in other revenues, specifically non-employer pension contributions.
- An increase of \$1.3 in general government expenses.
- An increase of \$3.1 in culture and recreation expense.
- An increase of \$5.1 in public safety expense

Business-Type Activities net position increased by \$14.5 in the current fiscal year compared to \$22.6 in the prior year. Charges for services make up 99.3% of the revenues in the business-type activities. The largest funds in this group are the Utilities System (LUS), Lafayette Public Power Authority (LPPA) and the Communications System. Charges for services decreased \$24.1 in the current fiscal year due predominately to fluctuations in the fuel adjustment charge for electric services. Communications System (LUSFiber) operating revenues increased by \$1.9 due to the additional customers served during 2015.

Financial Analysis of Governmental Funds

Activities of the Primary Government's General Fund, Special Revenue Funds, Debt Service Funds and Capital Projects Funds are considered general government functions. The General Fund is LCG's primary operating fund. Special Revenue funds are used to account for the proceeds of specific revenue sources that are restricted or committed to expenditures for specific purposes other than debt service or capital projects. Debt Service funds are used to account for financial activity related to the government's general bonded indebtedness, as well as other long-term obligations. Capital Projects funds are used to account for financial activity related to the government's indebtedness for capital projects, other agency contributions and the operating activities of those projects.

Total revenues increased \$8 primarily attributable to an increase of \$7.5 in property tax dollars. The increases in property taxes were due to a variance in the tax millages levied between 2014 and 2015. Excess fund balance was available in Health Unit and Mosquito Abatement funds for 2014 and thus, the millage levied was lowered. In 2015, the millage levied was increased to normal levels, which in turn caused the increase in property tax revenues.

LAFAYETTE CITY-PARISH CONSOLIDATED GOVERNMENT
Lafayette, Louisiana

Management's Discussion and Analysis (Continued)
October 31, 2015

As of the end of the fiscal year, LCG's governmental funds reported combined ending fund balances of \$282, a decrease of \$1.6 in comparison with the prior year. Less than 1% of governmental funds fund balance is not spendable. The remaining 99.9% or \$281.8 is spendable. This represents \$227.6 restricted in use, \$697 thousand committed, \$14.1 assigned and \$39.4 unassigned. The unassigned fund balance represents amounts available for additional appropriations at the end of the fiscal year.

The total fund balance of the General Fund at year-end was \$42.8, an increase of \$6.4 from the previous year. The total spendable General Fund balance for fiscal year 2015 is \$42.8, which represents \$670 thousand in committed, \$2.8 in assigned and \$39.4 in unassigned fund balances. The unassigned fund balance represents amounts available for additional appropriations at the end of the fiscal year.

Fund balance in the Sales Tax Capital Improvement Fund had an increase of \$3.7 in 2015, primarily due to stable construction activity.

General Fund Budgetary Highlights

Changes in original budget appropriations to the final amended budget appropriations resulted in a net \$1.2 increase in appropriations. This increase can be summarized by the following:

- General Government decreased \$471 thousand which is attributable to decreases in costs such as election expenses and internal transfers to other funds to support operations.
- Public Safety increased \$1.5 which is attributable to the implementation of a new pay plan for fire and police personnel.

Final budgeted appropriations for the General Fund were \$88.1 while actual expenditures were \$84.4, creating a positive variance of \$3.7. Significant variances are as follows:

- General government had a positive variance of \$2.4 primarily due to reductions in operating expenses such as personnel salaries, contractual services, incomplete projects, and uninsured losses.
- Traffic and transportation has a positive variance of \$537 thousand primarily due to reductions in operating expenses such as personnel salaries and related costs.
- Streets and drainage had a positive variance of \$130 thousand primarily due to reductions in operating expenses such as personnel salaries and contractual services.
- Public Safety had a positive variance of \$503 thousand due to the reduction of transportation costs, reductions in telephone and utilities charges as well as other operating expenses.
- Miscellaneous departmental operations and incomplete grant programs make up the remainder of the unexpended appropriations.

LAFAYETTE CITY-PARISH CONSOLIDATED GOVERNMENT
Lafayette, Louisiana

Management's Discussion and Analysis (Continued)
October 31, 2015

Financial Analysis of Proprietary Funds

Proprietary Funds: Activities of the Primary Government's Utilities System Fund, Communications System Fund, Lafayette Public Power Authority Fund, Environmental Services Disposal Fund, CNG Service Station Fund, and the Animal Control Shelter Fund are considered proprietary funds. Financial analysis of these activities is on the same basis as the business-type-activities. As of the end of the current fiscal year, the primary government's proprietary funds reported ending net position of \$519.5, a decrease of \$4.6 or less than 1% in comparison with the prior year.

Details of the proprietary funds are covered under the section titled "Government-Wide Financial Statement Analysis" on page 7.

Capital Asset and Debt Administration

Capital Assets: LCG's investment in capital assets for its governmental and business-type activities as of October 31, 2015 amounts to \$1,371.3 (net of accumulated depreciation). This investment in capital assets includes land, buildings and improvements, machinery and equipment, parking facilities, electric, water, wastewater, fiber optic utility facilities, roads, highways, bridges, and drainage systems. The net increase in LCG's investment in capital assets for the current fiscal year was \$9.7, or 0.71%.

Capital Assets (Net of Depreciation)
(in millions)
October 31, 2015 and 2014

	Governmental Activities		Business-Type Activities		Total	
	2015	2014	2015	2014	2015	2014
Land	\$ 42.9	\$ 40.3	\$ 24.3	\$ 22.3	\$ 67.2	\$ 62.6
Land improvements	6.5	6.1	-	-	6.5	6.1
Buildings and improvements	104.3	102.9	0.2	0.2	104.5	103.1
Equipment	35.4	32.2	13.3	13.9	48.7	46.1
Infrastructure	383.5	381.0	-	-	383.5	381.0
Utility plant and equipment	-	-	576.9	574.7	576.9	574.7
Fiber Optics	-	-	78.0	81.9	78.0	81.9
Construction in progress	26.9	29.6	79.1	76.5	106.0	106.1
Total	<u>\$ 599.5</u>	<u>\$ 592.1</u>	<u>\$ 771.8</u>	<u>\$ 769.5</u>	<u>\$ 1,371.3</u>	<u>\$ 1,361.6</u>

Major capital asset events during the current fiscal year included the following:

- Continued and initiated construction of several major road improvement projects including East Pont Des Mouton widening, Kaliste Saloom Road widening, Gumbleton Mallet Road rehab, Hugh Wallis and Kaliste Saloom intersection improvements, Landry Road widening, and Urban Street Overlay and Reconstruction 2014-2015.
- Continued or initiated drainage projects such as W. Farrell Road Outfall, Alonda Drive coulee wall repair, concrete coulee renovations citywide, and River Oaks Pump Station-Phase II.

LAFAYETTE CITY-PARISH CONSOLIDATED GOVERNMENT
Lafayette, Louisiana

Management's Discussion and Analysis (Continued)
October 31, 2015

- Continued or initiated construction of bridge projects such as Ole Colony Road Bridge replacement and West Edith Road Bridge replacement.
- Completion of various building improvements including the Fire Station #4 repairs, Library Main Branch renovations, Library East Regional Branch, Lafayette Parish Courthouse asbestos abatement and demolition, and Transit Maintenance Facility CNG Station repairs.
- Completion of various street projects and drainage improvement projects including Amaryllis Drive drainage improvements, Beau Basin Coulee clearing and snagging, BVD litter trap, Holiday Gardens drainage improvements, Rural Road Overlay and Reconditioning-2012, Zion Circle drainage improvements, and 2015 Asphalt street patching.
- Completion of various bridge replacement projects including Bonin Road Bridge and West Congress Street Bridge at the parish line.
- Continued or initiated Parks & Recreation improvements such as Clark Field Stadium restroom renovations, Girard Park Coulee improvements, and Hebert Golf Course storage facility.
- Completion of various Parks & Recreation improvements such as Debaillion Park walking track, George Bowles Activity Center training wall, Girard Park water feature, Les Vieux Chenes Golf Course improvements, Moore Park Soccer Complex addition, and Wetlands Golf Course parking lot improvements.
- Various improvements and upgrades to the T.J. Labbe' and Hargis-Hebert Power Plants, Southeast Substation, electrical substations, and transmission structures.
- Implementation of an outage management system to manage electrical outages with the LUS system.
- Initiated NEST thermostat program and implemented consumer engagement software both of which assist customers in the management of their utilities usage.
- Completion of Water Well 26 and a 750,000 gallon ground storage water tank for water production.
- Improvements to the wastewater collection system, particularly sewer plant final clarifiers.

Additional information on the LCG's capital assets can be found in Note 8 of this report.

Long-Term Debt: At the end of the current fiscal year, LCG had total bonded debt outstanding of \$844.5. Of this amount, \$60.9 comprises debt backed by the full faith and credit of the Lafayette Parish government. The remainder of the debt represents bonds secured solely by specified revenue sources such as the Utilities System revenues, Communications System revenues and the 2% City sales tax revenues. There are no general obligation bonds outstanding for the City of Lafayette at the end of the fiscal year.

LAFAYETTE CITY-PARISH CONSOLIDATED GOVERNMENT
Lafayette, Louisiana

Management's Discussion and Analysis (Continued)
October 31, 2015

Summary of Outstanding Debt at Year-end (in millions)
October 31, 2015 and 2014

	Governmental		Business-Type		Total	
	Activities		Activities			
	2015	2014	2015	2014	2015	2014
Claims payable	\$ 8.3	\$ 11.8	\$ -	\$ -	\$ 8.3	\$ 11.8
Compensated absences	15.6	14.6	8.5	7.9	24.1	22.5
Parish general obligation bonds	60.9	63.5	-	-	60.9	63.5
City sales tax revenue bonds	276.9	295.7	-	-	276.9	295.7
City certificates	4.7	5.0	-	-	4.7	5.0
Taxable refunding bonds	35.5	37.6	-	-	35.5	37.6
Utilities revenue bonds	-	-	251.8	266.4	251.8	266.4
Communications System revenue bonds	-	-	118.0	113.8	118.0	113.8
Lafayette Public Power						
Authority revenue bonds	-	-	96.7	100.2	96.7	100.2
Total	<u>\$ 401.9</u>	<u>\$ 428.2</u>	<u>\$ 475.0</u>	<u>\$ 488.3</u>	<u>\$ 876.9</u>	<u>\$ 916.5</u>

Lafayette Consolidated Government's total debt decreased during the year by \$39.6. New refunding bond issues for City Sales Tax Revenue Bonds resulted in debt service savings and combined with normal scheduled principal payments for existing debt account for this decrease (See Note 15).

Standard & Poors (S & P), Moody's and Fitch's underlying rating for LCG'S obligations during fiscal year 2015 were as follows:

	Underlying Ratings		
	Moody's	S & P	Fitch
City of Lafayette Sales Tax Revenue Bonds - 1961 and 1985 Taxes	Aa3	AA	AA
Lafayette Parish General Obligation Bonds	Aa2	AA	-
City of Lafayette Utilities System Revenue Bonds	A1	A+	-
Lafayette Public Power Authority Revenue Bonds	A1	A+	-
City of Lafayette Utilities Communications System Revenue Bonds	A3	A	-

Computation of the legal debt margin (in whole dollars) for general obligation bonds is as follows:

Governing Authority: City of Lafayette, Louisiana

Ad valorem Taxes:

Assessed Valuation, 2014 tax roll (FY2015)	\$ 1,373,379,599
Debt Limit: 10% of Assessed Valuation (for any one purpose)	\$ 137,337,960
Debt Limit: 35% of Assessed Valuation (aggregate, all purposes)	\$ 480,682,860

LAFAYETTE CITY-PARISH CONSOLIDATED GOVERNMENT
Lafayette, Louisiana

Management's Discussion and Analysis (Continued)
October 31, 2015

There are no outstanding bonds secured by ad valorem taxes of the City of Lafayette at this time.

Governing Authority: Parish of Lafayette, Louisiana

Ad valorem Taxes:

Assessed Valuation, 2014 tax roll (FY2015)	\$ 1,958,174,846
Debt Limit: 10% of Assessed Valuation (for any one purpose)	\$ 195,817,485
Debt outstanding	\$ 59,080,000

The Louisiana Revised Statutes limit the City's bonded debt for any one purpose to 10% of the assessed valuation including homestead exemption property, and 35% for all purposes. The Parish bonded debt is limited to 10% of the assessed valuation of the taxable property for any one purpose.

Economic Factors and Next Year's Budget

Many factors were considered when preparing the fiscal year 2016 budget. The status of the Lafayette economy is assessed as well as historical revenue and expenditure trends. The Lafayette MSA unemployment rate at fiscal year-end was 6.8%. This compares to a rate of 5.9% for the State of Louisiana and 5.0% for the United States. Per capita income has remained steady the past three years and notes per capita income of \$53,046 at the end of 2015.

The City's 2% general sales and use tax and the Parish's 1% general sales and use tax are major revenue sources to the General Fund, making up 32.7% of revenues. City sales tax has reported consistent increases annually from 2010 through 2015. City Sales tax, while still noting an increase of 1% for 2015, did experience a slowing of the growth shown in previous year. The FY 2016 budget was prepared with a 1.5% growth assumption. LCG continues to monitor the general sales and use tax trends and takes a proactive approach to material changes.

Another major revenue source to the General Fund is the Utilities System's payment in-lieu-of-tax (ILOT) which makes up 21.6% of the General Fund's revenues. The ILOT for fiscal year 2015 was \$22.8.

Amounts appropriated in the City General Fund FY 2016 budget totaled \$100.4. In order to maintain financial flexibility, conserve a sufficient fund balance, and allow for the controlled use of excess fund balance, the LCG administration adopted as part of its budgetary strategy a fund balance policy whereby a minimum maintenance level was set at 20% of annual expenditures. Excess fund balance over the minimum maintenance can be used as follows: 10% on recurring operating expenditures and 30% on one-time expenditures. In addition to these budgetary measures, LCG adopted a General Fund budget with a budgeted fund balance of 31.5% of annual expenses. As LCG enters its fiscal year 2017 budget preparation process (slated to begin May 2016), continued review of the budget will be done and further budgetary cuts and savings initiatives are contemplated.

REQUESTS FOR INFORMATION

This financial report is designed to provide a general overview of the finances of Lafayette City-Parish Consolidated Government and to demonstrate accountability for monies received. Questions concerning any of the information provided in this report or requests for additional information should be addressed to Lafayette Consolidated Government, Office of Finance and Management, P.O. Box 4017-C, Lafayette, Louisiana, 70502.

Government-Wide Financial Statements

LAFAYETTE CITY-PARISH CONSOLIDATED GOVERNMENT

Lafayette, Louisiana

Statement of Net Position

October 31, 2015

	Primary Government			Component Units
	Governmental Activities	Business-type Activities	Total	
ASSETS				
Cash and interest-bearing deposits	\$ 16,641,210	\$ 5,283,189	\$ 21,924,399	\$ 52,538,532
Investments	271,226,470	28,061,815	299,288,285	18,134,974
Receivables, net	5,368,379	23,844,975	29,213,354	9,343,950
Internal balances	1,545,353	(1,545,353)	-	-
Due from primary government	-	-	-	92,392
Due from other governmental agencies	19,498,802	2,460,768	21,959,570	4,672,050
Inventories, net	479,070	19,979,155	20,458,225	226,786
Prepaid items	311,348	603,948	915,296	460,338
Other assets	775,000	-	775,000	2,339,940
Restricted assets:				
Cash	-	4,557,261	4,557,261	3,590,811
Investments	-	158,334,857	158,334,857	12,248,459
Receivables	-	156,557	156,557	24,899
Unamortized start-up costs	-	1,753,603	1,753,603	-
Capital assets:				
Non-depreciable	69,787,539	103,348,893	173,136,432	21,843,992
Depreciable, net	<u>529,713,470</u>	<u>668,422,936</u>	<u>1,198,136,406</u>	<u>103,294,800</u>
Total assets	<u>915,346,641</u>	<u>1,015,262,604</u>	<u>1,930,609,245</u>	<u>228,811,923</u>
DEFERRED OUTFLOWS OF RESOURCES				
Deferred loss on bond refunding	8,782,907	16,251,537	25,034,444	21,454
Deferred outflows related to pensions	<u>28,818,871</u>	<u>10,704,356</u>	<u>39,523,227</u>	<u>1,313,649</u>
Total deferred outflows of resources	<u>37,601,778</u>	<u>26,955,893</u>	<u>64,557,671</u>	<u>1,335,103</u>
LIABILITIES				
Accounts and other payables	11,527,783	9,718,935	21,246,718	1,997,015
Due to component units	92,392	-	92,392	-
Due to other governmental agencies	262,270	-	262,270	10,939
Unearned revenue	210,423	10,621	221,044	1,676,684
Customer deposits	-	8,700,206	8,700,206	233,936
Long-term liabilities:				
Portion due or payable within one year	33,728,815	2,363,943	36,092,758	3,203,565
Portion due or payable after one year	368,165,568	472,682,900	840,848,468	16,264,846
Other post-employment benefits	3,280,148	-	3,280,148	12,820
Net pension liability	<u>105,952,178</u>	<u>28,220,360</u>	<u>134,172,538</u>	<u>3,791,169</u>
Total liabilities	<u>523,219,577</u>	<u>521,696,965</u>	<u>1,044,916,542</u>	<u>27,190,974</u>
DEFERRED INFLOWS OF RESOURCES				
Property taxes	-	-	-	1,931,828
Deferred inflows related to pensions	<u>5,264,024</u>	<u>1,444,333</u>	<u>6,708,357</u>	<u>569,700</u>
Total deferred inflows of resources	<u>5,264,024</u>	<u>1,444,333</u>	<u>6,708,357</u>	<u>2,501,528</u>
NET POSITION				
Net investment in capital assets	323,368,785	318,155,755	641,524,540	118,304,299
Restricted for:				
Capital projects	81,566,002	-	81,566,002	4,480,744
Debt service	45,839,088	143,872,510	189,711,598	3,502,224
Other	54,623,926	-	54,623,926	589,961
Unrestricted (deficit)	<u>(80,932,983)</u>	<u>57,048,934</u>	<u>(23,884,049)</u>	<u>73,577,296</u>
Total net position	<u>\$ 424,464,818</u>	<u>\$ 519,077,199</u>	<u>\$ 943,542,017</u>	<u>\$ 200,454,524</u>

The accompanying notes are an integral part of the basic financial statements.

LAFAYETTE CITY-PARISH CONSOLIDATED GOVERNMENT
Lafayette, Louisiana

Statement of Activities
For the Year Ended October 31, 2015

Function/Program	Expenses	Program Revenues			Net (Expense) Revenue and Changes in Net Position			Component Units
		Fees, Fines and Charges for Services	Operating Grants and Contributions	Capital Grants and Contributions	Primary Government			
					Governmental Activities	Business-Type Activities	Total	
Primary government:								
Governmental activities -								
General government	\$ 40,051,733	\$ 12,015,157	\$ 1,982,688	\$ -	\$ (26,053,888)	\$ -	\$ (26,053,888)	\$ -
Public safety	72,436,968	3,133,618	4,984,386	1,313,709	(63,005,255)	-	(63,005,255)	-
Traffic and transportation	13,767,339	3,095,597	2,403,253	1,045,725	(7,222,764)	-	(7,222,764)	-
Streets and drainage	21,427,010	-	1,671,346	1,681,155	(18,074,509)	-	(18,074,509)	-
Urban redevelopment and housing	1,568,218	-	1,378,456	585,883	396,121	-	396,121	-
Culture and recreation	26,817,512	5,773,797	-	330,828	(20,712,887)	-	(20,712,887)	-
Health and welfare	1,222,862	-	-	-	(1,222,862)	-	(1,222,862)	-
Economic opportunity	333,454	-	266,257	-	(67,197)	-	(67,197)	-
Economic development and assistance	1,915,923	-	1,334,018	-	(581,905)	-	(581,905)	-
Unallocated depreciation	17,685,158	-	-	-	(17,685,158)	-	(17,685,158)	-
Interest on long-term debt	17,750,943	-	1,181,563	-	(16,569,380)	-	(16,569,380)	-
Total governmental activities	214,977,120	24,018,169	15,201,967	4,957,300	(170,799,684)	-	(170,799,684)	-
Business-type activities -								
Electric	150,509,371	181,721,638	-	932,987	-	32,145,254	32,145,254	-
Water	18,460,314	18,135,502	-	-	-	(324,812)	(324,812)	-
Sewer	24,267,117	28,791,165	-	-	-	4,524,048	4,524,048	-
Communications system	37,028,356	34,078,664	-	-	-	(2,949,692)	(2,949,692)	-
Coal-fired electric plant	49,468,663	51,723,772	-	-	-	2,255,109	2,255,109	-
Solid waste collection services	13,881,805	14,613,388	-	8,620	-	740,203	740,203	-
Animal shelter control program	1,475,387	217,484	-	7,205	-	(1,250,698)	(1,250,698)	-
CNG Service Station	211,450	284,615	-	-	-	73,165	73,165	-
Total business-type activities	295,302,463	329,566,228	-	948,812	-	35,212,577	35,212,577	-
Total primary government	\$ 510,279,583	\$ 353,584,397	\$ 15,201,967	\$ 5,906,112	(170,799,684)	35,212,577	(135,587,107)	-
Component units								
Cajundome Commission	\$ 11,586,504	\$ 8,603,172	\$ 500,000	\$ 100,000	-	-	-	(2,383,332)
Lafayette Regional Airport	14,192,337	9,253,777	102,465	4,294,927	-	-	-	(541,168)
Lafayette Public Trust	-	-	-	-	-	-	-	-
Financing Authority	2,064,414	252,757	-	-	-	-	-	(1,811,657)
Nonmajor component units	15,654,354	10,803,382	3,269,163	34,061	-	-	-	(1,547,748)
Total component units	\$ 43,497,609	\$ 28,913,088	\$ 3,871,628	\$ 4,428,988	-	-	-	(6,283,905)
General revenues:								
Taxes -								
Property	-	-	-	-	77,986,272	-	77,986,272	5,183,042
Sales	-	-	-	-	88,896,473	-	88,896,473	-
Occupational licenses	-	-	-	-	3,001,907	-	3,001,907	-
Insurance premium	-	-	-	-	1,046,319	-	1,046,319	-
Franchise fees	-	-	-	-	2,857,598	-	2,857,598	-
Interest and penalties - delinquent taxes	-	-	-	-	109,565	-	109,565	-
Other	-	-	-	-	74,768	-	74,768	3,000,946
Grants and contributions not restricted to specific programs								
Non-employer pension contributions	-	-	-	-	1,950,165	-	1,950,165	48,384
Investment earnings	-	-	-	-	2,667,229	617,091	3,284,320	15,828
Loss on sale/disposal of capital assets	-	-	-	-	803,088	1,606,379	2,409,467	3,491,885
Miscellaneous	-	-	-	-	(501,927)	(594,845)	(1,096,772)	(5,483)
Transfers	-	-	-	-	1,944,895	(105,599)	1,839,296	419,966
Total general revenues and transfers	-	-	-	-	203,076,370	(20,716,992)	182,359,378	12,154,568
Changes in net position	-	-	-	-	32,276,686	14,495,585	46,772,271	5,870,663
Net position, beginning, as restated	-	-	-	-	392,188,132	504,581,614	896,769,746	194,583,861
Net position, ending	-	-	-	-	\$ 424,464,818	\$ 519,077,199	\$ 943,542,017	\$ 200,454,524

The accompanying notes are an integral part of the basic financial statements.

Fund Financial Statements

LAFAYETTE CITY-PARISH CONSOLIDATED GOVERNMENT

Lafayette, Louisiana

Balance Sheet - Governmental Funds

October 31, 2015

	General	Sales Tax Capital Improvements	Other Governmental Funds	Total Governmental Funds
ASSETS				
Cash	\$ 2,387,209	\$ 3,111,488	\$ 12,968,007	\$ 18,466,704
Investments	36,563,839	36,839,001	182,742,506	256,145,346
Accounts receivable, net	1,349,629	51,544	775,499	2,176,672
Loans receivable	-	-	2,577,503	2,577,503
Allowance for uncollectible loans	-	-	(59,979)	(59,979)
Assessments receivable	-	-	143,880	143,880
Accrued interest receivable	35,254	35,464	268,870	339,588
Due from other funds	3,191,072	5,603,076	3,906,770	12,700,918
Due from other governmental agencies	868,435	-	11,742,590	12,611,025
Inventories, at cost	-	219,311	36,694	256,005
Prepaid items	1,652	-	15,162	16,814
Property held for resale	775,000	-	-	775,000
Total assets	<u>\$ 45,172,090</u>	<u>\$ 45,859,884</u>	<u>\$ 215,117,502</u>	<u>\$ 306,149,476</u>
LIABILITIES AND FUND BALANCES				
Liabilities:				
Cash overdraft	\$ -	\$ -	\$ 2,965,886	\$ 2,965,886
Accounts payable	671,416	741,636	1,729,718	3,142,770
Accrued salaries and benefits	926,003	41,644	475,497	1,443,144
Contracts payable	-	730,774	1,854,032	2,584,806
Retainage payable	-	643,281	759,507	1,402,788
Other payables	295,789	-	146,355	442,144
Due to other funds	344,041	1,310,414	9,918,774	11,573,229
Due to component units	92,392	-	-	92,392
Due to other governmental agencies	-	-	262,270	262,270
Unearned revenue	2,411	64,005	144,007	210,423
Total liabilities	<u>2,332,052</u>	<u>3,531,754</u>	<u>18,256,046</u>	<u>24,119,852</u>
Fund balances:				
Nonspendable -				
Inventories	-	219,311	36,694	256,005
Prepaid items	1,652	-	15,162	16,814
Restricted -				
Capital expenditures	-	33,380,899	94,992,348	128,373,247
Debt service	-	-	45,027,523	45,027,523
Operations and maintenance	-	-	49,316,239	49,316,239
Purpose of grantors and donors	-	-	4,882,793	4,882,793
Committed -				
Incomplete projects	670,452	-	26,723	697,175
Assigned -				
Subsequent year's expenditures	2,774,438	8,727,920	2,563,974	14,066,332
Unassigned	39,393,496	-	-	39,393,496
Total fund balances	<u>42,840,038</u>	<u>42,328,130</u>	<u>196,861,456</u>	<u>282,029,624</u>
Total liabilities and fund balances	<u>\$ 45,172,090</u>	<u>\$ 45,859,884</u>	<u>\$ 215,117,502</u>	<u>\$ 306,149,476</u>

The accompanying notes are an integral part of the basic financial statements.

LAFAYETTE CITY-PARISH CONSOLIDATED GOVERNMENT
Lafayette, Louisiana

Reconciliation of the Governmental Funds Balance Sheet
to the Statement of Net Position
October 31, 2015

Total fund balances for governmental funds at October 31, 2015	\$ 282,029,624
Total net position reported for governmental activities in the statement of net position is different because:	
Capital assets used in governmental activities are not financial resources and, therefore, are not reported in the funds. Those assets consist of:	
Land	\$ 42,924,135
Construction in progress	26,863,404
Land improvements, net of \$1,348,441 accumulated depreciation	6,492,978
Buildings and improvements, net of \$87,831,277 accumulated depreciation	104,241,176
Vehicles, net of \$34,600,005 accumulated depreciation	19,765,632
Movables, net of \$24,278,233 accumulated depreciation	15,146,522
Infrastructure, net of \$307,655,963 accumulated depreciation	<u>383,461,525</u>
	598,895,372
Certain receivables are not available to pay for the current period's expenditures and, therefore, are not reported in the funds	6,772,918
The deferred loss on bond refunding is not an available resource, and therefore, is not reported in the funds	8,782,907
The deferred outflows of expenditures for the various pensions are not a use of current resources, and therefore, are not reported in the funds	28,818,871
Interest expense is accrued at year-end in the government-wide financial statements, but is recorded only if due and payable on the governmental fund financial statements	(1,696,790)
Long-term liabilities, including bonds payable, are not due and payable in the current period and, therefore, are not reported in the governmental funds.	
Long-term liabilities at October 31, 2015 consist of:	
Bonds and certificates of indebtedness payable	(378,011,785)
Compensated absences payable	(15,275,678)
Net pension liability	<u>(105,952,178)</u>
	(499,239,641)
The deferred inflows of contributions for the various pensions are not available resources, and therefore, are not reported in in the funds	(5,264,024)
Internal service funds are used by management to charge the costs of certain activities to individual funds. The assets and liabilities of internal service funds are included in governmental activities in the statement of net position.	<u>5,365,581</u>
Total net position of governmental activities at October 31, 2015	<u>\$ 424,464,818</u>

The accompanying notes are an integral part of the basic financial statements.

LAFAYETTE CITY-PARISH CONSOLIDATED GOVERNMENT
Lafayette, Louisiana

Statement of Revenues, Expenditures, and Changes in Fund Balances - Governmental Funds
For the Year Ended October 31, 2015

	General	Sales Tax Capital Improvements	Other Governmental Funds	Total Governmental Funds
Revenues:				
Taxes -				
Ad valorem	\$ 25,446,144	\$ -	\$ 52,540,128	\$ 77,986,272
Sales and use	34,689,784	25,104,332	29,776,364	89,570,480
Utility System payments in lieu of taxes	22,847,494	-	-	22,847,494
Other	4,088,250	-	-	4,088,250
Licenses and permits	3,001,907	-	2,760,533	5,762,440
Intergovernmental -				
Federal grants	-	-	9,036,018	9,036,018
State funds:				
Grants	-	-	1,746,498	1,746,498
Parish transportation funds	-	-	1,489,401	1,489,401
State shared revenue	779,621	-	1,170,544	1,950,165
On-behalf payments	2,837,838	-	-	2,837,838
Other	467,807	1,110,337	3,140,540	4,718,684
Charges for services	9,370,776	-	7,456,934	16,827,710
Fines and forfeits	1,462,055	-	2,967,871	4,429,926
Investment earnings	64,897	59,326	650,384	774,607
Miscellaneous	873,691	459,837	611,367	1,944,895
Total revenues	<u>105,930,264</u>	<u>26,733,832</u>	<u>113,346,582</u>	<u>246,010,678</u>
Expenditures:				
Current -				
General government	23,167,870	1,777,138	14,771,487	39,716,495
Public safety	56,967,547	1,515,496	10,803,084	69,286,127
Traffic and transportation	2,144,826	1,301,778	9,134,550	12,581,154
Streets and drainage	1,816,482	5,611,842	12,927,362	20,355,686
Urban redevelopment and housing	-	-	1,540,596	1,540,596
Culture and recreation	185,418	1,090,353	23,232,853	24,508,624
Health and welfare	120,833	-	1,031,509	1,152,342
Economic opportunity	50,453	-	266,257	316,710
Economic development and assistance	-	96,986	1,334,018	1,431,004
Debt service -				
Principal retirement	-	-	22,085,000	22,085,000
Interest and fiscal charges	-	-	16,723,932	16,723,932
Debt issuance costs	-	-	564,259	564,259
Capital outlay	-	10,924,224	24,876,503	35,800,727
Total expenditures	<u>84,453,429</u>	<u>22,317,817</u>	<u>139,291,410</u>	<u>246,062,656</u>
Excess (deficiency) of revenues over expenditures	<u>21,476,835</u>	<u>4,416,015</u>	<u>(25,944,828)</u>	<u>(51,978)</u>
Other financing sources (uses):				
Proceeds from issuance of debt	-	-	35,755,000	35,755,000
Premium on issuance of debt	-	-	4,727,436	4,727,436
Payment to escrow agent	-	-	(41,352,890)	(41,352,890)
Transfers in	7,254,729	1,224,161	34,019,013	42,497,903
Transfers out	<u>(22,287,274)</u>	<u>(1,959,457)</u>	<u>(18,938,514)</u>	<u>(43,185,245)</u>
Total other financing sources (uses)	<u>(15,032,545)</u>	<u>(735,296)</u>	<u>14,210,045</u>	<u>(1,557,796)</u>
Net change in fund balances	6,444,290	3,680,719	(11,734,783)	(1,609,774)
Fund balances, beginning	<u>36,395,748</u>	<u>38,647,411</u>	<u>208,596,239</u>	<u>283,639,398</u>
Fund balances, ending	<u>\$ 42,840,038</u>	<u>\$ 42,328,130</u>	<u>\$ 196,861,456</u>	<u>\$ 282,029,624</u>

The accompanying notes are an integral part of the basic financial statements.

LAFAYETTE CITY-PARISH CONSOLIDATED GOVERNMENT
Lafayette, Louisiana

Reconciliation of the Statement of Revenues, Expenditures, and
Changes in Fund Balances of Governmental Funds
to the Statement of Activities
For the Year Ended October 31, 2015

Total net changes in fund balances at October 31, 2015 per
statement of revenues, expenditures and changes in fund balances \$ (1,609,774)

The change in net position reported for governmental activities in the
statement of activities is different because:

Governmental funds report capital outlays as expenditures. However, in the
statement of activities, the cost of those assets is allocated over their estimated
useful lives and reported as depreciation expense.

Capital outlay and equipment purchases which are considered expenditures on the statement of revenues, expenditures and changes in fund balances	\$ 35,800,727	
Capital assets assigned from the Cajundome Commission	330,828	
Depreciation expense for the year ended October 31, 2015	(28,501,005)	
Loss on sale/disposal of capital assets	<u>(495,793)</u>	7,134,757

Because some revenues are not considered measureable at year end, they
are not considered "available" revenues in the governmental funds.

Sales taxes	(761,289)	
Non-employer pension contributions	<u>2,667,229</u>	1,905,940

Bond proceeds are reported as financing sources in governmental funds and thus
contribute to the change in fund balance. In the statement of net position, however,
issuing debt increases long-term liabilities and does not affect the statement of
activities. Similarly, repayment of principal and payments to escrow agent are
recorded as expenditures in the governmental funds but reduce the liability in the
statement of net position. Also governmental funds report the effect of premiums,
discounts, and similar items when debt is first issued, whereas these amounts are
deferred and amortized in the statement of activities:

Bond proceeds	(35,755,000)	
Payment to escrow agent	41,352,890	
Principal payments	22,085,000	
Original issue premium on debt issued during the fiscal year	(4,727,436)	
Net bond premium, discount amortized	1,902,473	
Loss on refunding amortized	<u>(1,605,391)</u>	23,252,536

Some expenses reported in the statement of activities do not require the use
of current financial resources and, therefore, are not reported as expenditures
in governmental funds.

Compensated absences	(1,092,118)	
Pension expense	(2,722,926)	
Interest expense	<u>(759,834)</u>	(4,574,878)

Internal service funds are used by management to charge the costs of certain
activities to individual funds. The net revenue (expense) of the internal service
funds is reported with governmental activities

6,168,105

Total changes in net position at October 31, 2015 per statement of activities \$ 32,276,686

The accompanying notes are an integral part of the basic financial statements.



Lafayette

CONSOLIDATED GOVERNMENT

LAFAYETTE CITY-PARISH CONSOLIDATED GOVERNMENT
Lafayette, Louisiana

Statement of Net Position - Proprietary Funds
October 31, 2015

	Business -Type Activities - Enterprise Funds					Governmental Activities Internal Service Funds
	Utilities System	Communications System	Lafayette Public Power Authority	Other Enterprise Funds	Total	
ASSETS						
CURRENT ASSETS						
Cash	\$ 2,429,290	\$ 2,222,520	\$ 913,135	\$ 159,359	\$ 5,724,304	\$ 1,286,529
Investments	6,500,000	300,000	19,400,000	1,861,815	28,061,815	15,081,124
Accounts receivable, net	20,459,220	1,264,355	467,333	1,652,274	23,843,182	176,187
Accrued interest receivable	-	-	-	1,793	1,793	14,528
Due from other funds	3,025,868	65,970	-	1,485,705	4,577,543	18,448
Due from other governmental agencies	2,410,305	22,638	-	27,825	2,460,768	-
Inventories, net	7,650,136	-	12,329,019	-	19,979,155	223,065
Prepaid items	-	299,294	304,654	-	603,948	294,534
Total current assets	<u>42,474,819</u>	<u>4,174,777</u>	<u>33,414,141</u>	<u>5,188,771</u>	<u>85,252,508</u>	<u>17,094,415</u>
NONCURRENT ASSETS						
Restricted assets:						
Cash	4,296,328	136,066	124,867	-	4,557,261	-
Investments	132,361,862	4,100,000	21,872,995	-	158,334,857	-
Receivables	140,819	-	15,738	-	156,557	-
Total restricted assets	<u>136,799,009</u>	<u>4,236,066</u>	<u>22,013,600</u>	<u>-</u>	<u>163,048,675</u>	<u>-</u>
CAPITAL ASSETS						
Land	20,210,288	718,408	201,964	3,147,688	24,278,348	-
Construction in progress	11,228,115	899,802	66,942,628	-	79,070,545	-
Buildings and site improvements, net	-	-	-	211,307	211,307	120,191
Equipment, net	-	-	12,448,652	893,213	13,341,865	485,446
Utility plant and equipment, net	541,619,025	77,791,528	35,459,211	-	654,869,764	-
Total capital assets, net	<u>573,057,428</u>	<u>79,409,738</u>	<u>115,052,455</u>	<u>4,252,208</u>	<u>771,771,829</u>	<u>605,637</u>
OTHER ASSETS						
Notes receivable - interfund loans	27,723,160	-	-	-	27,723,160	-
Unamortized start-up costs	-	1,753,603	-	-	1,753,603	-
Total other assets	<u>27,723,160</u>	<u>1,753,603</u>	<u>-</u>	<u>-</u>	<u>29,476,763</u>	<u>-</u>
Total noncurrent assets	<u>737,579,597</u>	<u>85,399,407</u>	<u>137,066,055</u>	<u>4,252,208</u>	<u>964,297,267</u>	<u>605,637</u>
Total assets	<u>780,054,416</u>	<u>89,574,184</u>	<u>170,480,196</u>	<u>9,440,979</u>	<u>1,049,549,775</u>	<u>17,700,052</u>
DEFERRED OUTFLOWS OF RESOURCES						
Deferred loss on bond refunding	10,157,983	6,093,554	-	-	16,251,537	-
Deferred outflows related to pensions	9,094,530	1,147,641	-	462,185	10,704,356	-
Total deferred outflows of resources	<u>19,252,513</u>	<u>7,241,195</u>	<u>-</u>	<u>462,185</u>	<u>26,955,893</u>	<u>-</u>

The accompanying notes are an integral part of the basic financial statements.

	Business -Type Activities - Enterprise Funds					Governmental
	Utilities System	Communications System	Lafayette Public Power Authority	Other Enterprise Funds	Total	Activities Internal Service Funds
LIABILITIES						
CURRENT LIABILITIES (payable from current assets)						
Cash overdraft	-	-	-	441,115	441,115	146,137
Accounts payable	4,783,137	861,663	255,597	1,004,561	6,904,958	648,745
Accrued liabilities	970,568	130,413	-	26,992	1,127,973	33,796
Contracts payable	269,247	458,540	535,812	-	1,263,599	-
Retainage payable	422,405	-	-	-	422,405	-
Other payables	-	-	-	-	-	17,941
Unearned revenue	10,621	-	-	-	10,621	-
Due to other funds	1,568,276	1,321,078	1,599,827	1,234,438	5,723,619	61
Unpaid claims liability	-	-	-	-	-	5,910,776
Compensated absences	2,168,893	121,687	-	73,363	2,363,943	58,251
Total	10,193,147	2,893,381	2,391,236	2,780,469	18,258,233	6,815,707
CURRENT LIABILITIES (payable from restricted assets)						
Customers' deposits	8,579,034	121,172	-	-	8,700,206	-
Total current liabilities	18,772,181	3,014,553	2,391,236	2,780,469	26,958,439	6,815,707
NONCURRENT LIABILITIES						
Revenue bonds payable	251,835,362	117,992,956	96,675,118	-	466,503,436	-
Notes payable - interfund loans	-	27,723,160	-	-	27,723,160	-
Claims payable	-	-	-	-	-	2,385,483
Compensated absences	5,850,731	38,914	-	289,819	6,179,464	252,410
Other employee benefits payable	-	-	-	-	-	3,280,148
Net pension liability	24,655,325	2,540,431	-	1,024,604	28,220,360	-
Total noncurrent liabilities	282,341,418	148,295,461	96,675,118	1,314,423	528,626,420	5,918,041
Total liabilities	301,113,599	151,310,014	99,066,354	4,094,892	555,584,859	12,733,748
DEFERRED INFLOWS OF RESOURCES						
Deferred inflows related to pensions	1,238,027	147,057	-	59,249	1,444,333	-
NET POSITION						
Net investment in capital assets	334,088,084	(40,502,646)	20,318,109	4,252,208	318,155,755	605,637
Restricted for:						
Debt service	124,820,288	4,015,206	15,037,016	-	143,872,510	-
Unrestricted (deficit)	38,046,931	(18,154,252)	36,058,717	1,496,815	57,448,211	4,360,667
Total net position (deficit)	\$ 496,955,303	\$ (54,641,692)	\$ 71,413,842	\$ 5,749,023	\$ 519,476,476	\$ 4,966,304

LAFAYETTE CITY-PARISH CONSOLIDATED GOVERNMENT
Lafayette, Louisiana

Reconciliation of the Proprietary Funds Statement of Net Position
to the Statement of Net Position
October 31, 2015

Total net position - enterprise funds at October 31, 2015	\$ 519,476,476
Total net position reported for business-type activities in the statement of net position is different because:	
The net position and liabilities of certain internal service funds are reported with business-type activities	<u>(399,277)</u>
Total net position of business-type activities at October 31, 2015	<u>\$ 519,077,199</u>

The accompanying notes are an integral part of the basic financial statements.

LAFAYETTE CITY-PARISH CONSOLIDATED GOVERNMENT
Lafayette, Louisiana

Statement of Revenues, Expenses, and Changes in Fund Net Position - Proprietary Funds
For the Year Ended October 31, 2015

	Business -Type Activities - Enterprise Funds					Governmental Activities Internal Service Funds
	Utilities System	Communications System	Lafayette Public Power Authority	Other Enterprise Funds	Total	
Operating revenues:						
Charges for services	\$ 223,635,506	\$ 32,897,563	\$ 51,723,772	\$ 14,862,454	\$ 323,119,295	\$ 32,947,681
Miscellaneous	5,012,799	1,181,101	-	253,033	6,446,933	1,391,864
Total operating revenues	<u>228,648,305</u>	<u>34,078,664</u>	<u>51,723,772</u>	<u>15,115,487</u>	<u>329,566,228</u>	<u>34,339,545</u>
Operating expenses:						
Production, collection and cost of services	106,150,834	14,703,707	41,682,949	14,490,728	177,028,218	27,768,489
Distribution and treatment	28,292,560	-	147,262	-	28,439,822	-
Administrative and general	26,229,450	3,994,334	2,639,075	913,962	33,776,821	-
Transfer to City in lieu of taxes	22,847,494	-	-	-	22,847,494	-
Depreciation and amortization	24,287,570	10,894,341	1,423,481	223,685	36,829,077	85,654
Total operating expenses	<u>207,807,908</u>	<u>29,592,382</u>	<u>45,892,767</u>	<u>15,628,375</u>	<u>298,921,432</u>	<u>27,854,143</u>
Operating income (loss)	<u>20,840,397</u>	<u>4,486,282</u>	<u>5,831,005</u>	<u>(512,888)</u>	<u>30,644,796</u>	<u>6,485,402</u>
Nonoperating revenues (expenses):						
Investment earnings	1,517,837	3,457	80,513	2,527	1,604,334	31,008
Interest expense	(8,867,619)	(6,276,468)	(3,575,896)	-	(18,719,983)	-
Bond issuance costs	-	(1,206,178)	-	-	(1,206,178)	-
Loss on disposal of capital assets	(313,714)	(53,078)	(227,456)	(597)	(594,845)	(6,134)
Federal grant revenue	932,987	-	-	-	932,987	-
Non-employer pension contributions	524,936	65,696	-	26,459	617,091	-
Other, net	91,428	(197,027)	-	-	(105,599)	-
Total nonoperating revenues (expenses)	<u>(6,114,145)</u>	<u>(7,663,598)</u>	<u>(3,722,839)</u>	<u>28,389</u>	<u>(17,472,193)</u>	<u>24,874</u>
Income (loss) before contributions and transfers	14,726,252	(3,177,316)	2,108,166	(484,499)	13,172,603	6,510,276
Capital contributions	-	-	-	15,825	15,825	277,644
Transfers in, net	-	-	-	607,476	607,476	79,866
Change in net position	14,726,252	(3,177,316)	2,108,166	138,802	13,795,904	6,867,786
Net position (deficit), beginning, as restated	<u>482,229,051</u>	<u>(51,464,376)</u>	<u>69,305,676</u>	<u>5,610,221</u>	<u>505,680,572</u>	<u>(1,901,482)</u>
Net position (deficit), ending	<u>\$ 496,955,303</u>	<u>\$ (54,641,692)</u>	<u>\$ 71,413,842</u>	<u>\$ 5,749,023</u>	<u>\$ 519,476,476</u>	<u>\$ 4,966,304</u>

The accompanying notes are an integral part of the basic financial statements.

LAFAYETTE CITY-PARISH CONSOLIDATED GOVERNMENT
Lafayette, Louisiana

Reconciliation of the Statement of Revenues, Expenses, and
Changes in Fund Net Position of Proprietary Funds
to the Statement of Activities
For the Year Ended October 31, 2015

Total net changes in net position at October 31, 2015 per statement of revenues, expenditures and changes in fund net position	\$ 13,795,904
The change in net position reported for business-type activities in the statement of activities is different because:	
The net revenue (expense) of certain internal service funds are reported with business-type activities	<u>699,681</u>
Total changes in net position at October 31, 2015 per statement of activities	<u>\$ 14,495,585</u>

The accompanying notes are an integral part of the basic financial statements.

LAFAYETTE CITY-PARISH CONSOLIDATED GOVERNMENT
Lafayette, Louisiana

Statement of Cash Flows - Proprietary Funds
For the Year Ended October 31, 2015

	Business -Type Activities - Enterprise Funds					Governmental Activities Internal Service Funds
	Utilities System	Communications System	Lafayette Public Power Authority	Other Enterprise Funds	Total	
CASH FLOWS FROM OPERATING ACTIVITIES						
Receipts from customers	\$ 226,804,026	\$ 32,306,887	\$ 51,723,772	\$ 14,802,886	\$ 325,637,571	\$ 5,764,622
Receipts from insured	-	-	-	-	-	27,581,552
Payments to suppliers for goods and services	(135,856,179)	(15,067,730)	(42,928,870)	(12,760,317)	(206,613,096)	(11,717,884)
Payments to employees and for employee related costs	(25,525,691)	(3,280,174)	(382,355)	(1,916,824)	(31,105,044)	(2,616,515)
Payments for claims	-	-	-	-	-	(18,041,961)
Internal activity - payments to other funds	(22,847,494)	-	-	(552,826)	(23,400,320)	-
Other receipts	5,012,799	1,181,101	-	253,033	6,446,933	1,391,864
Net cash provided (used) by operating activities	<u>47,587,461</u>	<u>15,140,084</u>	<u>8,412,547</u>	<u>(174,048)</u>	<u>70,966,044</u>	<u>2,361,678</u>
CASH FLOWS FROM NONCAPITAL FINANCING ACTIVITIES						
Increase (decrease) in cash overdraft	-	-	-	(980,370)	(980,370)	37,419
Increase (decrease) in customer deposits, net of refunds	193,933	(1,963)	-	-	191,970	-
Interest paid on customer deposits	(267)	(69)	-	-	(336)	-
Transfers in	-	-	-	1,841,914	1,841,914	79,866
Net cash provided (used) by noncapital financing activities	<u>193,666</u>	<u>(2,032)</u>	<u>-</u>	<u>861,544</u>	<u>1,053,178</u>	<u>117,285</u>
CASH FLOWS FROM CAPITAL AND RELATED FINANCING ACTIVITIES						
Proceeds from issuance of bonds	-	91,600,000	-	-	91,600,000	-
Premium on issuance of bonds	-	12,099,359	-	-	12,099,359	-
Payment to escrow agent	-	(106,884,604)	-	-	(106,884,604)	-
Principal payments on bonds	(11,500,000)	-	(2,955,000)	-	(14,455,000)	-
Loss on bond refunding	-	-	-	-	-	-
Principal received/paid on interfund loan	125,000	(125,000)	-	-	-	-
Interest paid	(11,424,291)	(5,890,862)	(4,108,256)	-	(21,423,409)	-
Bond issuance costs	-	(1,462,736)	(155,131)	-	(1,617,867)	-
Federal grants received for capital assets	1,571,063	-	-	-	1,571,063	-
Purchase and construction of capital assets	(23,575,096)	(5,816,629)	(13,316,634)	(2,628)	(42,710,987)	(53,144)
Net cash used by capital and related financing activities	<u>(44,803,324)</u>	<u>(16,480,472)</u>	<u>(20,535,021)</u>	<u>(2,628)</u>	<u>(81,821,445)</u>	<u>(53,144)</u>
CASH FLOWS FROM INVESTING ACTIVITIES						
Interest earnings	2,235,180	3,457	96,958	2,153	2,337,748	30,776
Purchases of investments	(605,519)	-	-	(540,523)	(1,146,042)	(1,293,185)
Other	91,428	(197,027)	-	-	(105,599)	-
Net cash provided (used) by investing activities	<u>1,721,089</u>	<u>(193,570)</u>	<u>96,958</u>	<u>(538,370)</u>	<u>1,086,107</u>	<u>(1,262,409)</u>
Net increase (decrease) in cash and cash equivalents	4,698,892	(1,535,990)	(12,025,516)	146,498	(8,716,116)	1,163,410
Balances, beginning of the year	65,079,083	8,294,576	44,640,102	12,861	118,026,622	123,119
Balances, end of the year	<u>\$ 69,777,975</u>	<u>\$ 6,758,586</u>	<u>\$ 32,614,586</u>	<u>\$ 159,359</u>	<u>\$ 109,310,506</u>	<u>\$ 1,286,529</u>

(continued)

LAFAYETTE CITY-PARISH CONSOLIDATED GOVERNMENT
Lafayette, Louisiana

Statement of Cash Flows - Proprietary Funds (Continued)
For the Year Ended October 31, 2015

	Business -Type Activities - Enterprise Funds					Governmental Activities Internal Service Funds
	Utilities System	Communications System	Lafayette Public Power Authority	Other Enterprise Funds	Total	
RECONCILIATION OF OPERATING INCOME (LOSS) TO NET CASH PROVIDED (USED) BY OPERATING ACTIVITIES						
Operating income (loss)	\$ 20,840,397	\$ 4,486,282	\$ 5,831,005	\$(512,888)	\$ 30,644,796	\$ 6,485,402
Adjustments to reconcile operating income (loss) to net cash provided (used) by operating activities:						
Depreciation and amortization	24,287,570	10,894,341	1,423,481	223,685	36,829,077	85,654
Provision for bad debts	688,463	306,519	-	212,874	1,207,856	-
Pension expense	1,057,579	85,465	-	34,548	1,177,592	-
Change in assets and liabilities:						
Receivables	2,480,057	(897,195)	(424,072)	(272,442)	886,348	398,493
Inventories	(760,841)	-	4,037,027	-	3,276,186	(61,596)
Prepaid expenses and clearing accounts	-	25,497	-	-	25,497	(85,627)
Accounts payable	116,064	(18,903)	(3,970,857)	131,575	(3,742,121)	(4,385,328)
Accrued liabilities	130,466	(13,990)	-	-	116,476	-
Unearned revenue	(5,526)	-	-	-	(5,526)	-
Due from/to other funds	(1,740,591)	243,969	1,515,963	8,600	27,941	(75,320)
Compensated absences	493,823	28,099	-	-	521,922	-
Net cash provided (used) by operating activities	<u>\$ 47,587,461</u>	<u>\$ 15,140,084</u>	<u>\$ 8,412,547</u>	<u>\$(174,048)</u>	<u>\$ 70,966,044</u>	<u>\$ 2,361,678</u>
Noncash investing, capital and financing activities:						
Capital assets contributed from other funds	<u>\$ -</u>	<u>\$ -</u>	<u>\$ -</u>	<u>\$ 15,825</u>	<u>\$ 15,825</u>	<u>\$ 277,644</u>
Increase (decrease) in fair value of investments	<u>\$ 91,526</u>	<u>\$ -</u>	<u>\$ (28,914)</u>	<u>\$ (348)</u>	<u>\$ 62,264</u>	<u>\$ (3,118)</u>
Loss on disposal of capital assets	<u>\$ (313,714)</u>	<u>\$ (53,078)</u>	<u>\$ (227,456)</u>	<u>\$ (597)</u>	<u>\$ (594,845)</u>	<u>\$ (6,134)</u>
Cash and cash equivalents, beginning of period						
Cash - unrestricted	\$ 2,662,120	\$ 2,241,776	\$ 1,573,828	\$ 12,861	\$ 6,490,585	\$ 123,119
Investments - unrestricted	6,500,000	2,000,000	16,900,000	-	25,400,000	-
Cash - restricted	7,680,294	1,352,800	101,247	-	9,134,341	-
Investments - restricted	123,322,809	2,700,000	35,782,754	-	161,805,563	-
Less: Investments with maturity in excess of 90 days	<u>(75,086,140)</u>	<u>-</u>	<u>(9,717,727)</u>	<u>-</u>	<u>(84,803,867)</u>	<u>-</u>
Total	<u>65,079,083</u>	<u>8,294,576</u>	<u>44,640,102</u>	<u>12,861</u>	<u>118,026,622</u>	<u>123,119</u>
Cash and cash equivalents, end of period						
Cash - unrestricted	2,429,290	2,222,520	913,135	159,359	5,724,304	1,286,529
Investments - unrestricted	6,500,000	300,000	19,400,000	-	26,200,000	-
Cash - restricted	4,296,328	136,066	124,867	-	4,557,261	-
Investments - restricted	132,361,862	4,100,000	21,872,995	-	158,334,857	-
Less: Investments with maturity in excess of 90 days	<u>(75,809,505)</u>	<u>-</u>	<u>(9,696,411)</u>	<u>-</u>	<u>(85,505,916)</u>	<u>-</u>
Total	<u>69,777,975</u>	<u>6,758,586</u>	<u>32,614,586</u>	<u>159,359</u>	<u>109,310,506</u>	<u>1,286,529</u>
Net increase (decrease)	<u>\$ 4,698,892</u>	<u>\$ (1,535,990)</u>	<u>\$ (12,025,516)</u>	<u>\$ 146,498</u>	<u>\$ (8,716,116)</u>	<u>\$ 1,163,410</u>

The accompanying notes are an integral part of the basic financial statements.



Lafayette

CONSOLIDATED GOVERNMENT

LAFAYETTE CITY-PARISH CONSOLIDATED GOVERNMENT
Lafayette, Louisiana

Statement of Fiduciary Net Position
Fiduciary Funds
October 31, 2015

	<u>Metrocode Retirement Fund</u>	<u>Agency Funds</u>
ASSETS		
Cash	\$ -	\$ 6,067,911
Investments	-	22,650
Accrued interest receivable	<u>-</u>	<u>22</u>
Total assets	<u>-</u>	<u>6,090,583</u>
LIABILITIES		
Accrued liabilities	-	4,564,454
Other payables	<u>-</u>	<u>1,526,129</u>
Total liabilities	<u>\$ -</u>	<u>\$ 6,090,583</u>

The accompanying notes are an integral part of the basic financial statements.

LAFAYETTE CITY-PARISH CONSOLIDATED GOVERNMENT
Lafayette, Louisiana

Statement of Changes in Fiduciary Net Position
Fiduciary Funds
For the Year Ended October 31, 2015

	<u>Metrocode Retirement Fund</u>
ADDITIONS	
Transfer from Codes and Permits Special Revenue Fund	\$ 2,842
DEDUCTIONS	
Benefits paid	<u>2,842</u>
Change in net position	-
Net position, beginning	<u>-</u>
Net position, ending	<u><u>\$ -</u></u>

The accompanying notes are an integral part of the basic financial statements.

LAFAYETTE CITY-PARISH CONSOLIDATED GOVERNMENT
Lafayette, Louisiana

Combining Statement of Net Position - Discretely Presented Component Units
October 31, 2015

	Cajundome Commission	Lafayette Regional Airport	Lafayette Public Trust Financing Authority	Nonmajor Component Units	Total
ASSETS					
Cash and interest-bearing deposits	\$ 4,971,949	\$ 22,513,376	\$ 3,453,567	\$ 21,599,640	\$ 52,538,532
Investments	-	-	17,448,046	686,928	18,134,974
Accounts receivable, net	440,605	1,460,386	5,980,331	1,462,628	9,343,950
Due from primary government	-	-	-	92,392	92,392
Due from other governmental agencies	867,438	2,574,353	-	1,230,259	4,672,050
Inventories	110,820	-	-	115,966	226,786
Prepaid items	-	421,425	-	38,913	460,338
Restricted assets:					
Cash	-	484,282	647,330	2,459,199	3,590,811
Investments	-	-	12,248,459	-	12,248,459
Receivables	-	-	24,899	-	24,899
Other assets	7,692	-	2,332,248	-	2,339,940
Capital assets:					
Non-depreciable	-	20,601,543	99,522	1,142,927	21,843,992
Depreciable, net	-	80,522,012	423,381	22,349,407	103,294,800
Total assets	<u>6,398,504</u>	<u>128,577,377</u>	<u>42,657,783</u>	<u>51,178,259</u>	<u>228,811,923</u>
DEFERRED OUTFLOWS OF RESOURCES					
Deferred loss on bond refunding	-	-	-	21,454	21,454
Deferred outflows related to pensions	1,024,832	-	-	288,817	1,313,649
Total deferred outflows of resources	<u>1,024,832</u>	<u>-</u>	<u>-</u>	<u>310,271</u>	<u>1,335,103</u>
LIABILITIES					
Liabilities:					
Accounts and other payables	583,437	785,449	92,612	535,517	1,997,015
Due to other governmental agencies	-	-	-	10,939	10,939
Unearned revenue	1,616,851	3,833	-	56,000	1,676,684
Deposits	-	79,671	2,500	151,765	233,936
Long-term liabilities:					
Portion due or payable within one year	16,646	-	2,368,000	818,919	3,203,565
Portion due or payable after one year	280,117	66,910	8,330,065	7,587,754	16,264,846
Other post-employment benefits	-	-	-	12,820	12,820
Net pension liability	3,730,533	-	-	60,636	3,791,169
Total liabilities	<u>6,227,584</u>	<u>935,863</u>	<u>10,793,177</u>	<u>9,234,350</u>	<u>27,190,974</u>
DEFERRED INFLOWS OF RESOURCES					
Property taxes	-	267,251	-	1,664,577	1,931,828
Deferred inflows related to pensions	542,241	-	-	27,459	569,700
Total deferred inflows of resources	<u>542,241</u>	<u>267,251</u>	<u>-</u>	<u>1,692,036</u>	<u>2,501,528</u>
NET POSITION					
Net investment in capital assets	-	101,123,555	507,929	16,672,815	118,304,299
Restricted for:					
Capital projects	3,996,462	484,282	-	-	4,480,744
Debt service	-	-	1,528,131	1,974,093	3,502,224
Other purposes	-	-	-	589,961	589,961
Unrestricted (deficit)	(3,342,951)	25,766,426	29,828,546	21,325,275	73,577,296
Total net position	<u>\$ 653,511</u>	<u>\$ 127,374,263</u>	<u>\$ 31,864,606</u>	<u>\$ 40,562,144</u>	<u>\$ 200,454,524</u>

The accompanying notes are an integral part of the basic financial statements.

LAFAYETTE CITY-PARISH CONSOLIDATED GOVERNMENT
Lafayette, Louisiana

Combining Statement of Activities - Discretely Presented Component Units
For the Year Ended October 31, 2015

	Cajundome Commission	Lafayette Regional Airport	Lafayette Public Trust Financing Authority	Nonmajor Component Units	Total
Expenses	<u>\$ 11,586,504</u>	<u>\$ 14,192,337</u>	<u>\$ 2,064,414</u>	<u>\$ 15,654,354</u>	<u>\$ 43,497,609</u>
Program Revenues:					
Charges for services	8,603,172	9,253,777	252,757	10,803,382	28,913,088
Operating grants and contributions	500,000	102,465	-	3,269,163	3,871,628
Capital grants and contributions	<u>100,000</u>	<u>4,294,927</u>	<u>-</u>	<u>34,061</u>	<u>4,428,988</u>
Total program revenues	<u>9,203,172</u>	<u>13,651,169</u>	<u>252,757</u>	<u>14,106,606</u>	<u>37,213,704</u>
Net program revenues (expenses)	<u>(2,383,332)</u>	<u>(541,168)</u>	<u>(1,811,657)</u>	<u>(1,547,748)</u>	<u>(6,283,905)</u>
General revenues:					
Taxes-					
Property	-	3,180,175	-	2,002,867	5,183,042
Hotel/motel	3,000,946	-	-	-	3,000,946
Grants and contributions not restricted to specific programs	-	48,384	-	-	48,384
Non-employer pension contributions	-	-	-	15,828	15,828
Investment earnings	30,478	105,528	3,308,471	47,408	3,491,885
Gain (loss) on disposal of capital assets	-	225	-	(5,708)	(5,483)
Miscellaneous	<u>196,677</u>	<u>90,786</u>	<u>23,682</u>	<u>108,821</u>	<u>419,966</u>
Total general revenues	<u>3,228,101</u>	<u>3,425,098</u>	<u>3,332,153</u>	<u>2,169,216</u>	<u>12,154,568</u>
Change in net position	844,769	2,883,930	1,520,496	621,468	5,870,663
Net position, beginning, as restated	<u>(191,258)</u>	<u>124,490,333</u>	<u>30,344,110</u>	<u>39,940,676</u>	<u>194,583,861</u>
Net position, ending	<u>\$ 653,511</u>	<u>\$ 127,374,263</u>	<u>\$ 31,864,606</u>	<u>\$ 40,562,144</u>	<u>\$ 200,454,524</u>

The accompanying notes are an integral part of the basic financial statements.



Lafayette

CONSOLIDATED GOVERNMENT

LAFAYETTE CITY-PARISH CONSOLIDATED GOVERNMENT
Lafayette, Louisiana

Notes to the Basic Financial Statements

	<u>Index</u>	<u>Page</u>
Note 1	Summary of Significant Accounting Policies.....	36
Note 2	Cash and Interest-Bearing Deposits.....	49
Note 3	Investments.....	50
Note 4	Receivables.....	52
Note 5	Ad Valorem Taxes.....	53
Note 6	Due From Other Governmental Agencies.....	54
Note 7	Restricted Assets - Enterprise Funds.....	54
Note 8	Capital Assets.....	55
Note 9	Accounts and Other Payables.....	58
Note 10	Interfund Receivables and Payables.....	58
Note 11	Receivables and Payables Between Primary Government and Component Units.....	58
Note 12	Interfund Transfers.....	59
Note 13	Transactions Between Primary Government and Discretely Presented Component Units....	59
Note 14	Interfund Loans - Notes Receivable/Notes Payable.....	60
Note 15	Long-Term Liabilities.....	61
Note 16	Risk Management.....	68
Note 17	Commitments and Contingencies	70
Note 18	Contract for Purchase of Power.....	71
Note 19	Post Retirement Health Care Benefits.....	72
Note 20	Employee Retirement Systems.....	76
Note 21	On-Behalf Payments for Salaries and Benefits.....	85
Note 22	Environmental Liabilities and Regulations.....	85
Note 23	Flow of Funds: Restrictions on Use - Utility Revenues.....	87
Note 24	Flow of Funds: Restrictions on Use - Communications Revenues.....	88
Note 25	Flow of Funds: Restrictions on Use - LPPA.....	89
Note 26	Dedication of Proceeds and Flow of Funds - Sales and Use Taxes.....	89
Note 27	Deficit Fund Balance and Unrestricted Net Position of Individual Funds.....	91
Note 28	Compensation, Benefits, and Other Payments to Agency Head.....	91
Note 29	Compensation of Council.....	91
Note 30	New Accounting Pronouncement.....	92
Note 31	Subsequent Events.....	92

LAFAYETTE CITY-PARISH CONSOLIDATED GOVERNMENT
Lafayette, Louisiana

Notes to the Basic Financial Statements

(1) Summary of Significant Accounting Policies

The financial statements of Lafayette City-Parish Consolidated Government (the "Government") are prepared in accordance with generally accepted accounting principles (GAAP). The Governmental Accounting Standards Board (GASB) is responsible for establishing GAAP for state and local governments through its pronouncements (Statements and Interpretations). The accounting and reporting framework and the more significant accounting policies are described below.

A. Reporting Entity

The financial reporting entity consists of (a) the primary government, (b) organizations for which the primary government is financially accountable, and (c) other organizations for which the primary government is not accountable, but for which the nature and significance of their relationship with the primary government are such that exclusion would cause the reporting entity's financial statements to be misleading or incomplete.

Primary Government -

The Government operates under a home rule charter. The plan of government provided by the home rule charter is a President-Council form of government. The elected Mayor-President is the head of the executive branch and the elected Council (nine members) will constitute the legislative branch. The Government's operations include police and fire protection, public transportation (a Government-owned bus system), streets and drainage, parks and recreation, certain social services (including urban redevelopment and housing) and general administration services. The Government owns and operates five enterprise activities: (1) a utilities system which generates and distributes electricity and provides water and sewer services; (2) a fiber optic network which provides telephone, cable TV and internet services; (3) an environmental quality division which provides compost and solid waste disposal and other environmental services; (4) an animal control shelter which provides a parish-wide animal control program; and (5) a compressed natural gas service station which provides an alternative fuel source for both public and private vehicles.

Component Units -

Section 2100 of the 2011 Governmental Accounting Standards Board (GASB) *Codification of Governmental Accounting and Financial Reporting Standards*, "Defining the Financial Reporting Entity" establishes criteria for determining which entities should be considered a component unit and, as such, part of the reporting entity for financial reporting purposes. The basic criteria are as follows:

1. Legal status of the potential component unit including the right to incur its own debt, levy its own taxes and charges, expropriate property in its own name, sue and be sued, and the right to buy, sell and lease property in its own name.
2. Whether the primary government's governing authority (City-Parish Council or Mayor-President) appoints a majority of board members of the potential component unit and is able to impose its will on the potential component unit or the potential component unit is fiscally dependent on the primary government.
3. Financial benefit/burden relationship between the primary government and the potential component unit.

LAFAYETTE CITY-PARISH CONSOLIDATED GOVERNMENT
Lafayette, Louisiana

Notes to the Basic Financial Statements (Continued)

4. The nature and significance of the relationship between the potential component unit with the primary government are such that exclusion would cause the reporting entity's financial statements to be misleading.

Based on these criteria, the Government includes the component units detailed below in the financial reporting entity.

Blended Component Unit -

Lafayette Public Power Authority (LPPA) - LPPA was created by the Louisiana Legislature for the purpose of acquiring electric generating facilities in conjunction with other governmental entities or private enterprises. LPPA owns 50% of a coal-fired generating plant in Boyce, Louisiana (other owners: Cleco - 30%; Louisiana Energy and Power Authority - 20%). All energy produced from LPPA's share of the facility is sold to the Government. Lafayette Public Utilities Authority (LPUA) is LPPA's governing authority and is comprised of City-Parish Council members whose council district includes sixty percent (60%) or more of persons residing in the City of Lafayette and the Government's Director of Utilities is its Managing Director. Although it is legally separate from the Government, LPPA is reported as if it were part of the primary government because its governing body is composed of much of the governing body of the Government and all of the energy generated is sold to the Government's Utilities System.

Discretely Presented Component Units -

Downtown Development Authority - Downtown Development Authority was created by the Louisiana Legislature to implement various plans to aid and encourage both private and public development of the Lafayette Centre Development District. The Council appoints the seven members of the Authority, and the Council must also approve any development plans of the Authority. Funding is provided by an ad valorem tax. The tax began in 1993 and renewed for a period of 15 years in 2008. The Authority's fiscal year end is December 31.

Firemen's Pension and Relief Fund and Police Pension and Relief Fund - These entities were created by the Louisiana Legislature to provide retirement and disability benefits to the firemen and policemen of the City of Lafayette. During a prior fiscal year, each merged with its respective statewide system. The funds will continue to exist until all assets have been liquidated. The entities' fiscal year end is October 31.

Cajundome Commission - Cajundome Commission was created in 1987 by an intergovernmental agreement between the City of Lafayette and the University of Louisiana - Lafayette, and is responsible for overseeing the operations of the Cajundome, a multi-purpose civic center. Three of the five members of the Commission are appointed by the Government, and the Government makes an annual contribution toward the operating and capital costs of the Cajundome. The Commission's fiscal year end is October 31.

City Court of Lafayette - The day to day operations of City Court of Lafayette are funded through the Government's General Fund. In addition, the activities of the Court are primarily for City residents. The entities' fiscal year end is October 31.

LAFAYETTE CITY-PARISH CONSOLIDATED GOVERNMENT
Lafayette, Louisiana

Notes to the Basic Financial Statements (Continued)

Lafayette Regional Airport - Lafayette Regional Airport is a municipally owned, non-hub airport located on U.S. Highway 90 East in the City of Lafayette. The Airport provides passenger service through three regional carriers. The major source of revenue for the Airport is rentals on buildings, hangars, land, and terminal space. The Airport is governed by a seven member, non-elected commission. Five members are appointed by the Government, one member is appointed by the Mayor-President, and one member is appointed by the mayors of the various municipalities surrounding Lafayette. The Airport's fiscal year end is December 31.

Lafayette Parish Waterworks District North - Lafayette Parish Waterworks District North was created under the provisions of Louisiana Revised Statutes 33:3811, for the purpose of providing potable drinking water to the rural areas of Lafayette Parish. The District is governed by a board of commissioners composed of nine members appointed by the Government. Each board of commissioners serves a four year term and cannot serve more than 12 years. The District's fiscal year end is December 31.

Lafayette Parish Waterworks District South - Lafayette Parish Waterworks District South was issued a charter by the State of Louisiana and a franchise from the Parish of Lafayette on October 10, 1974. The District's purpose is to provide a water system for the southern district of Lafayette Parish. The Government's Council appoints the governing body of the District. The District's fiscal year end is August 31.

Lafayette Public Trust Financing Authority (LPTFA) - LPTFA was formed as a public trust on January 16, 1979 pursuant to Chapter 2-A of Title 9 of the Louisiana revised statutes. The beneficiary of the trust is the City of Lafayette. LPTFA was created to provide financing to low and moderate income families within the Parish of Lafayette. The governing body of LPTFA is comprised of a board of five trustees appointed by the Government's Council. LPTFA's fiscal year is April 1 through March 31.

Lafayette Parish Bayou Vermilion District - Lafayette Parish Bayou Vermilion District is a corporate body created under Chapter 32 of Title 33 of the Louisiana Revised Statutes of 1950, comprised of R.S. 33:9201 through 33:9210. The District is governed by a Board of Commissioners composed of nine members. Two members are appointed by the chief executive officers of the incorporated municipalities of Lafayette Parish other than the City of Lafayette; two members are appointed by the chief executive officer of the Government; and five members, one of whom shall be a black citizen, shall be appointed by the governing authority of the City of Lafayette; one member shall be appointed by the chief executive officer of Lafayette Parish; and two members shall be appointed by the governing authority of the Government.

The District's purpose is that of improving the water quality and the aesthetics of the Bayou Vermilion within the Parish of Lafayette in an effort to promote the bayou as a recreational and cultural asset, to create and control a new type of viable economic development adjacent to Bayou Vermilion so as to provide a diversified economic base for the City and Parish of Lafayette, and to do any and all other acts which would enhance the general condition of Bayou Vermilion. The District's fiscal year end is December 31.

LAFAYETTE CITY-PARISH CONSOLIDATED GOVERNMENT
Lafayette, Louisiana

Notes to the Basic Financial Statements (Continued)

Lafayette Parish Communication District - Lafayette Parish Communication District consists of the "911" Fund, the Office of Homeland Security and Emergency Preparedness Fund, and the Communication System Management Fund. The "911" Fund was created by House Bill No. 480, Act No. 788 and signed into law July 18, 1979 for the purpose of establishing a local emergency telephone response service for Lafayette Parish. The Office of Homeland Security and Emergency Preparedness Fund (OHSEP) was consolidated with Lafayette Parish Communication District on November 1, 1984. Funding for OHSEP is provided by the State of Louisiana Office of Homeland Security and Emergency Preparedness and the Government. Any revenues in excess of expenditures are refunded proportionately to the City and Parish of Lafayette at the end of each fiscal year. The Communication System Management Fund (CSMF) was established on November 1, 1986 to administer the City of Lafayette's 800 Megahertz Radio System. CSMF charges Lafayette Utilities System and surrounding communities a rental fee for radio tower usage. The City of Lafayette reimburses CSMF for excess expenditures over revenues received from tower rentals. The District's fiscal year end is October 31.

Complete financial statements of the above component units that issue separate financial statements can be obtained at the office of the Legislative Auditor of the State of Louisiana, 1600 North 3rd, Baton Rouge, Louisiana 70802.

Related Organizations

The Government is responsible for appointing members of the boards of other organizations, but the Government's accountability for these organizations do not extend beyond making the appointments. The following agencies are related organizations to the Government. Each organization's financial statements, for those that issue financial statements, can be obtained at their respective administrative offices listed as follows:

Industrial Development Board
(no financial statements)

Housing Authority of Lafayette
115 Kattie Drive
Lafayette, Louisiana 70501

Lafayette Parish Conventions and Visitors Commission
Post Office Box 52066
Lafayette, Louisiana 70505

Lafayette City-Parish Recreation Advisory Commission
(no financial statement)

Lafayette Crime Prevention Advisory Commission
(no financial statement)

Planning and Zoning Commission
(no financial statements)

LAFAYETTE CITY-PARISH CONSOLIDATED GOVERNMENT
Lafayette, Louisiana

Notes to the Basic Financial Statements (Continued)

Joint Ventures

The Government, in conjunction with the Lafayette Parish Sheriff's Office, has entered into an agreement to create the Lafayette Metro Narcotics Task Force (Task Force). The Task Force is solely responsible for the operations of its office. Other than certain operating expenditures that are paid or provided by the members of the joint powers agreement, the Task Force is financially independent. For 2015, the Government's operating appropriation was \$1,640. The Task Force's financial statements can be obtained at the following:

Lafayette Metro Narcotics Task Force
Post Office Box 60309
Lafayette, Louisiana 70596-0309

The Acadiana Criminalistics Laboratory Commission (Acadiana Crime Lab) was created by State statute and is comprised of a 21 member board of commissioners, for which the Government has one appointment. The Acadiana Crime Lab is financed primarily through court costs with any deficit allocated on a pro rata basis to each participating Parish. For 2015, the Government did not have an operating appropriation. The Acadiana Crime Lab's financial statements can be obtained at the following:

Acadiana Criminalistics Laboratory Commission
5004 West Admiral Doyle
New Iberia, Louisiana 70560

Jointly Governed Organization

The Government is responsible for appointing one member of the Teche-Vermilion Fresh Water District. This appointment represents less than a voting majority of this respective board. There is no ongoing financial interest or ongoing financial responsibility for this organization.

B. Basis of Presentation

The Government's basic financial statements consist of the government-wide statements on all of the non-fiduciary activities of the primary government and its component units and the fund financial statements (individual major fund and combined nonmajor fund). The statements are prepared in accordance with accounting principles generally accepted in the United States of America as applied to governmental units.

Government-Wide Financial Statements - (GWFS)

The government-wide financial statements include the statement of net position and the statement of activities for all non-fiduciary activities of the primary government and the total for its component units. As a general rule, the effect of interfund activity has been removed from these statements. Exceptions to the general rule are payments between the enterprise funds and other various functions of government for charges such as electric fees and contributions between the primary government and its component units which are reported as external transactions. These statements distinguish between the governmental and business-type activities of the Government. Governmental activities generally are financed through taxes, intergovernmental revenues and other nonexchange transactions. Business-type activities are financed in whole or in part by fees charged to external parties. The primary government is reported separately from the legally separate component units as detailed in the previous section.

LAFAYETTE CITY-PARISH CONSOLIDATED GOVERNMENT
Lafayette, Louisiana

Notes to the Basic Financial Statements (Continued)

In the government-wide statement of net position, both the governmental and business-type activities columns (a) are presented on a consolidated basis by column, (b) and are reported on a full accrual, economic resource basis, which recognizes all long-term assets and receivables as well as long-term debt and obligations. The Government's net position is reported in three parts – net investment in capital assets, restricted net position; and unrestricted net position. The Government's policy is to first apply restricted resources when an expense is incurred for purposes for which both restricted and unrestricted net position are available.

The government-wide statement of activities reports both the gross and net cost of each of the Government's functions and business-type activities. The functions are also supported by general government revenues (property taxes, sales and use taxes, certain intergovernmental revenues, etc.). The statement of activities reduces gross expenses (including depreciation) by related program revenues, operating and capital grants. Program revenues include (1) charges to customers or applicants who purchase, use, or directly benefit from goods, services, or privileges provided by a given function or segment, and for various services provided and (2) grants and contributions that are restricted to meeting the operational or capital requirements of a particular function or segment. The net cost (by function or business-type activity) is normally covered by general revenue (property taxes, sales taxes, intergovernmental revenues, interest income, etc.).

Indirect costs are based on a study conducted annually by MGT of America, Inc. A Full Cost Allocation Plan is generated which allocates support services (purchasing, accounting, personnel, building maintenance, etc.) provided by the General Fund to various City-Parish departments/funds. These costs are recorded as expenditures/expenses in the funds being charged and as charges for services in the General Fund. Support services allocated for 2015 amounted to \$420,438 for grant programs and \$7,201,848 for other funds.

Fund Financial Statements - (FFS)

The fund financial statements provide information about the Government's funds, including its fiduciary funds and blended component units. Separate statements for each fund category - governmental, proprietary, and fiduciary - are presented. The emphasis of fund financial statements is on major governmental and enterprise funds, each displayed in a separate column. All remaining governmental and enterprise funds are aggregated and reported as nonmajor funds.

Proprietary fund operating revenues, such as charges for services, result from exchange transactions associated with the principal activity of the fund. Exchange transactions are those in which each party receives and gives up essentially equal values. Nonoperating revenues, such as subsidies and investment earnings, result from nonexchange transactions or ancillary activities.

The Government reports the following major governmental funds:

General Fund -

This is the Government's primary operating fund. It accounts for all financial resources of the general government, except those required to be accounted for in another fund. The Government is required to maintain two separate general funds as follows: 1) City General Fund which accounts for resources used to finance the legally defined services of the City government; and 2) Parish General Fund which accounts for resources used to finance the legally defined services of the Parish government.

LAFAYETTE CITY-PARISH CONSOLIDATED GOVERNMENT
Lafayette, Louisiana

Notes to the Basic Financial Statements (Continued)

Sales Tax Capital Improvements Fund -

This fund accounts for the portion of proceeds derived from the City's sales and use tax that is dedicated for capital improvements.

The Government reports the following major enterprise funds:

Utilities System Fund -

This fund accounts for the provision of electric, water and sewer services to the residents of the City and some residents of the Parish. All activities necessary to provide such services are accounted for in this fund, including, but not limited to, administration, operations, maintenance, financing and related debt service, and billing and collections.

Communications System Fund -

This fund accounts for the provision of wholesale fiber bandwidth to retail companies for resale and the provision of telephone, cable TV and internet services to residents of the City. All activities necessary to provide such services are accounted for in this fund, including, but not limited to, administration, operations, maintenance, financing and related debt service, and billing and collections.

Lafayette Public Power Authority (LPPA) -

This fund accounts for the operations of a coal-fired electric generation plant in Boyce, Louisiana, and the sale of energy produced to the Government. LPPA owns 50% of the total plant and accounts for 50% of total costs. The City has agreed to purchase all electric power from LPPA under the terms of a power sales contract. All activities necessary to provide such services are accounted for in LPPA, which is a blended component unit of the Government.

In addition, the Government reports the following:

Internal Service Funds -

These funds account for vehicle and transportation services, printing services, and self-insurance including medical insurance coverage provided to other departments on a cost reimbursement basis.

Metrocode Retirement Fund -

This fund accounts for monies accumulated to provide supplemental retirement benefits to two employees so that benefits to all former Metrocode employees are equitable upon retirement.

LAFAYETTE CITY-PARISH CONSOLIDATED GOVERNMENT
Lafayette, Louisiana

Notes to the Basic Financial Statements (Continued)

Agency Funds -

These funds account for assets held by the Government to cover estimated court costs in connection with criminal and civil suits and on behalf of other funds within the Government.

The emphasis in fund financial statements is on the major funds in either the governmental or business-type activities categories. Nonmajor funds by category are summarized into a single column. GASB No. 34 sets forth minimum criteria (percentage of assets, liabilities, revenues or expenditures/expenses of either fund category or the governmental and enterprise combined) for the determination of major funds.

The Government's internal service funds are presented in the proprietary funds financial statements. Because the principal users of the internal services are the Government's governmental activities, the financial statements of the internal services funds are consolidated into the governmental column when presented in the government-wide financial statements. To the extent possible, the cost of these services is reported in the appropriate functional activity.

The Government's fiduciary funds are presented in the fiduciary fund financial statements by type. Since by definition these assets are being held for the benefit of a third party and cannot be used to address activities or obligations of the Government, these funds are not incorporated into the government-wide statements.

C. Basis of Accounting

Government-wide, proprietary and fiduciary fund financial statements -

The government-wide, proprietary and fiduciary fund financial statements are reported using the economic resources measurement focus and the accrual basis of accounting. Revenues are recorded when earned and expenses are recorded when a liability is incurred, regardless of the timing of related cash flows. Nonexchange transactions, in which the Government gives (or receives) value without directly receiving (or giving) equal value in exchange, include property taxes, grants, entitlements and donations. On an accrual basis, property taxes are recognized in the year for which the taxes are levied. Revenue from grants, entitlements and donations are recognized in the fiscal year in which all eligibility requirements have been satisfied.

Governmental fund financial statements -

Governmental funds are reported using the current financial resources measurement focus and the modified accrual basis of accounting. Under this method, revenues are recognized when susceptible to accrual (i.e., when they become both measurable and available). "Measurable" means the amount of the transaction can be determined and "available" means collectible within the current period or soon enough thereafter to be used to pay liabilities of the current period. Sales taxes are considered "measurable" when in the hands of the Sales Tax Collector and are recognized as revenue at that time. Ad valorem taxes are recognized as revenue in the year for which budgeted, that is, in the year in which such taxes are billed and collected. Revenue from grants, entitlements and donations are recognized in the fiscal year in which all eligibility requirements have been satisfied. All other receivables collected within 60 days after year-end are considered available and recognized as revenue of the current year.

LAFAYETTE CITY-PARISH CONSOLIDATED GOVERNMENT
Lafayette, Louisiana

Notes to the Basic Financial Statements (Continued)

Expenditures are recorded when the related fund liability is incurred, except for principal and interest on general long-term debt, claims and judgments and compensated absences, which are recognized to the extent they have matured. General capital asset acquisitions are reported as expenditures in governmental funds. Proceeds of general long-term debt and acquisitions under capital leases are reported as other financing sources. Except for miscellaneous supplies warehoused at central locations and issued to operating departments as needed, purchases of various operating supplies are regarded as expenditures at the time purchased.

D. Assets, Deferred Outflows of Resources, Liabilities, Deferred Inflows of Resources and Equity

Cash and Cash Equivalents

Cash includes amounts in demand deposits and on hand. For purposes of statements of cash flows, highly liquid investments (including restricted assets) with an original maturity of three months or less are considered to be cash equivalents.

The cash balances of substantially all funds and of other legally separate entities are pooled and invested by the Government for the purpose of increasing earnings through investment activities. The purpose of this consolidated account is to reduce administrative costs and provide a single cash balance available for the maximization of investment earnings. Each participating fund shares in the investment earnings according to its average cash and investment balance. The individual funds' portion of the pool's assets are presented as "Cash, Investments and Accrued Interest," as applicable based on its percentage of the total of each item. In addition, separate bank accounts have been established for certain restricted funds as required by bond indentures for related bond issues.

Investments

Under state law the Government may deposit funds with a fiscal agent organized under the laws of the State of Louisiana, the laws of any other state in the union, or the laws of the United States. The Government may invest in United States bonds, treasury notes and bills, government backed agency securities, or certificates and time deposits of state banks organized under Louisiana law and national banks having principal offices in Louisiana. In addition, local governments in Louisiana are authorized to invest in Louisiana Asset Management Pool (LAMP), a nonprofit corporation formed by the State Treasurer and organized under the laws of the State of Louisiana, which operates a local government investment pool.

In accordance with professional standards, investments meeting the criteria specified in the standards are stated at fair value, which is either a quoted market price or the best estimate available. Investments which do not meet the requirements are stated at cost. These investments include overnight repurchase agreements and amounts invested in LAMP.

Receivables

In the government-wide statements, receivables consist of all revenues earned at year end and not yet received. Major receivable balances for the governmental funds include sales and use taxes, federal and state grants.

LAFAYETTE CITY-PARISH CONSOLIDATED GOVERNMENT
Lafayette, Louisiana

Notes to the Basic Financial Statements (Continued)

Accounts receivable for the Utilities System Fund, Communications System Fund, and the Environmental Services Disposal Fund are reported net of an allowance. The allowance amount at October 31, 2015 was \$1,023,757, \$77,305, and \$205,757, respectively.

Loans receivable in governmental funds consist of rehabilitation, first-time homebuyers loans, etc., that are generally not expected or scheduled to be collected in the subsequent year. These are reported net of allowances. The allowance amounts are reflected on the face of the financial statement, as applicable.

Interfund Receivables and Payables

Short-term cash borrowings between funds are considered temporary in nature. These amounts are reported as "due to/from other funds." Any residual balances outstanding between the governmental activities and business-type activities are reported in the government-wide financial statements as "internal balances."

Inventories and Prepaid Items

Miscellaneous supplies warehoused at central locations are stated at cost (moving average). Building materials stockpiled for the Government's housing rehabilitation program, which supplies are eligible for grant reimbursement only when actually used in a project, are stated at average cost.

Inventories, other than fuel oil, held by the Utilities System Fund and the Internal Service Funds are stated at average cost. Fuel oil inventory in the Utilities System Fund is stated at the lower of cost or market. Coal inventory held by LPPA is stated at the lower of cost or market as determined by the average cost method.

Governmental fund type inventories are recorded under the consumption method in the fund financial statements. Appropriate allowances have been recorded for obsolete items. Certain payments to vendors reflect costs applicable to future accounting periods and are recorded as prepaid items.

Bond Premiums, Discounts, and Start-up Costs

In governmental funds, bond premiums, discounts, and issuance costs are recognized in the current period. In proprietary funds (and for governmental funds, in the government-wide statements), bond premiums and discounts are deferred and amortized over the terms of the bonds to which they apply. Also included in assets of the proprietary funds are start-up costs of the Communications System (as defined by applicable professional standards). These costs will be recovered by future rates of the Communications System and will be amortized over their cost recovery period.

Restricted Assets

Certain resources of the Utilities System Fund, Communications System Fund and LPPA are classified as restricted assets on the statement of net position because their use is limited by bond ordinances or for self-insurance purposes, or because they represent customers' deposits being held.

LAFAYETTE CITY-PARISH CONSOLIDATED GOVERNMENT
Lafayette, Louisiana

Notes to the Basic Financial Statements (Continued)

Capital Assets

The accounting treatment over property, plant, and equipment (capital assets) depends on whether the assets are used in governmental fund operations or proprietary fund operations and whether they are reported in the government-wide or fund financial statements. The Government maintains a threshold level of \$1,000 or more for capitalizing fixed assets.

Government-Wide Financial Statements -

In the government-wide financial statements, all governmental capital assets of City of Lafayette, Lafayette Parish Government subsequent to 1979, and Lafayette City-Parish Consolidated Government are valued at cost where historical records are available and at estimated historical cost where historical records cannot be located. Donated assets are valued at their estimated fair market value as of the date received. All capital assets of Lafayette Parish Government which were purchased prior to 1980 are valued at estimate historical cost with the exception of buildings. Buildings have been recorded at insured values in effect in 1980. This basis is not in accordance with generally accepted accounting principles which require that such assets be recorded at cost or estimated historical cost. The potential differences resulting from the use of insured values as opposed to cost have been determined to be insignificant to the Government. Prior to November 1, 2001, governmental funds' infrastructure assets were not capitalized.

Capital assets in the Utilities System Fund were initially recorded on November 1, 1949 at values assigned by a survey and analysis conducted by the City's consulting engineers. Capital assets acquired since the original capitalization and all other proprietary fund capital assets are valued at historical cost.

Depreciation of all exhaustible capital assets is recorded as an allocated expense in the statement of activities, with accumulated depreciation reflected in the statement of net position. Depreciation is provided over the assets' estimated useful lives using the straight-line method of depreciation. The range of estimated useful lives by type of asset is as follows:

	Years
Buildings and improvements	8 - 40
Equipment (vehicles and movables)	3 - 20
Infrastructure	25 - 40
Utility plant and equipment	5 - 100
Acquisition adjustments	8 - 9

The costs of normal maintenance and repairs that do not add to the value of the asset or materially extend asset lives are not capitalized.

Fund Financial Statements -

In the fund financial statements, capital assets used in governmental fund operations are accounted for as capital outlay expenditures of the governmental fund upon acquisition. Capital assets used in proprietary fund operations are accounted for the same as in the government-wide statements.

LAFAYETTE CITY-PARISH CONSOLIDATED GOVERNMENT
Lafayette, Louisiana

Notes to the Basic Financial Statements (Continued)

The Government capitalizes interest cost during the construction phase of major capital projects of proprietary funds. The amount of interest cost capitalized on major capital projects acquired or constructed with proceeds of restricted tax exempt debt includes all interest cost of the borrowing less any interest earned on related interest-bearing investments purchased with proceeds of the related borrowings from the date of the borrowing until the assets are placed in service. Total interest incurred for the year ended October 31, 2015 for the proprietary funds and business-type activities was \$19,520,941. Of this amount, \$18,719,983 was charged to expense while the remaining \$800,958 was capitalized as part of construction in the Utilities Systems Fund.

Total interest incurred for the year ended October 31, 2015 for the governmental funds was \$16,723,932 and for governmental activities was \$17,750,943. The total amount for both the governmental funds and the governmental activities was expensed.

Deferred Outflows of Resources and Deferred Inflows of Resources

In some instances, GASB requires an entity to delay recognition of decreases in net position as expenditures until a future period. In other instances, entities are required to delay recognition of increases in net position as revenues until a future period. In these circumstances, deferred outflows of resources and deferred inflows of resources result from the delayed recognition of expenditures or revenues, respectively. At October 31, 2015, the Government's deferred outflows of resources and deferred inflows of resources are attributable to unamortized losses on bond refundings and pension plans.

Compensated Absences

Employees earn vacation pay in varying amounts ranging from eight hours per month to 16 hours per month, depending upon length of service. At the end of each year, annual leave may be carried forward provided the amount carried forward does not exceed an employee's annual earning rate at the time. Unused annual leave (in excess of what can be carried forward) is credited to the employee's sick leave balance. Subject to the above limitation, unused vacation is paid to an employee upon retirement or resignation at hourly rates being earned at separation.

Sick leave is accumulated at the rate of 12 days per year, and any unused sick leave may be carried forward without limitation. No sick leave is paid upon resignation. Employees separated due to retirement or deaths are paid for all accumulated sick leave at the hourly rates being earned by that employee at separation.

In the government-wide and proprietary fund financial statements, the Government accrues accumulated unpaid vacation and sick leave and associated related costs when earned (or estimated to be earned) by the employee. The current portion is the amount estimated to be used/paid in the following year. The remainder is reported as non-current. Compensated absences typically have been liquidated by the General Fund and a few other governmental funds. Claims liabilities typically have been liquidated by the internal service funds.

Long-term Obligations

The accounting treatment of long-term obligations depends on whether the obligation relates to governmental or proprietary fund obligations and whether they are reported in the government-wide or fund financial statements.

LAFAYETTE CITY-PARISH CONSOLIDATED GOVERNMENT
Lafayette, Louisiana

Notes to the Basic Financial Statements (Continued)

All long-term obligations to be repaid from governmental and business-type resources are reported as liabilities in the government-wide financial statements. The long-term obligations consists primarily of bonds payable, accrued compensated absences, and claims payable.

Long-term obligations for governmental funds are not reported as liabilities in the fund financial statements. The debt proceeds are reported as other financing sources and payment of principal and interest reported as expenditures. The accounting for proprietary funds is the same in the fund financial statements as it is in the government-wide financial statements.

Equity Classifications

Government-Wide Financial Statements –

Net position represents the difference between assets and deferred outflows of resources less liabilities and deferred inflows of resources. The Government reports three components as follows:

- (1) Net investment in capital assets - This component consists of net capital assets reduced by the outstanding balances of any related debt obligations and deferred inflows of resources attributable to the acquisition, construction, or improvement of those assets and increased by balances of deferred outflows of resources related to those assets.
- (2) Restricted net position - This component is considered restricted if its use is constrained to a particular purpose. Restrictions are imposed by external organizations such as federal or state laws or buyers of the Government's bonds. Restricted net position is restricted assets reduced by liabilities and deferred inflows of resources related to the restricted assets.
- (3) Unrestricted net position - This component consists of all other net position that does not meet the definition of the above two components and is available for general use by the Government.

The government-wide statement of net position reports \$325,901,526 of restricted net position of which \$86,321,979 is restricted by enabling legislation.

Fund Financial Statements –

In the fund financial statements, governmental fund equity is classified as fund balance. Fund balance is further classified as follows:

- (1) Nonspendable – amounts that cannot be spent either because they are in nonspendable form or because they are legally or contractually required to be maintained intact.
- (2) Restricted – amounts that can be spent only for specific purposes because of constitutional provisions or enabling legislation or because of constraints that are externally imposed by creditors, grantors, contributors, or the laws or regulations of other governments.

LAFAYETTE CITY-PARISH CONSOLIDATED GOVERNMENT
Lafayette, Louisiana

Notes to the Basic Financial Statements (Continued)

- (3) Committed – amounts that can be used only for specific purposes determined by a formal action of the council members. The City-Parish Council is the highest level of decision-making authority for the Government. Commitments may be established, modified, or rescinded only through ordinances approved by council members.
- (4) Assigned – amounts that do not meet the criteria to be classified as restricted or committed but that are intended to be used for specific purposes. Under the Government’s adopted policy, only the City-Parish Council may assign amounts for specific purposes.
- (5) Unassigned – all other spendable amounts.

At October 31, 2015, the governmental fund’s balance sheet reports restricted fund balance for capital expenditures in the amount of \$128,373,247, of which the following amounts are for encumbrances:

	General	Sales Tax Capital Improvements	Other Governmental Funds	Total Governmental Funds
Encumbrances	<u>\$ 436,271</u>	<u>\$ 13,073,960</u>	<u>\$ 13,686,996</u>	<u>\$ 27,197,227</u>

When an expenditure is incurred for purposes for which both restricted and unrestricted fund balance is available, the Government considers restricted funds to have been spent first. When an expenditure is incurred for which committed, assigned, or unassigned fund balances are available, the Government considers amounts to have been spent first out of committed funds, then assigned funds, and finally unassigned funds, as needed, unless the City-Parish Council provided otherwise in its commitment or assignment actions.

Proprietary fund equity is classified the same as in the government-wide statements.

Interfund Transfers

Permanent reallocations of resources between funds of the primary government are classified as interfund transfers. For the purposes of the statement of activities, all interfund transfers between governmental funds and proprietary funds have been eliminated.

Accounting Estimates

The preparation of financial statements in conformity with generally accepted accounting principles requires management to make estimates and assumptions that affect certain reported amounts and disclosures. Accordingly, actual results could differ from those estimates.

(2) Cash and Interest-Bearing Deposits

Under state law the Government may deposit funds with a fiscal agent bank organized under the laws of the State of Louisiana, the laws of any other state in the union, or the laws of the United States. The Government may invest in direct obligations of the United States government, bonds, debentures, notes or other evidence of indebtedness issued or guaranteed by federal agencies and/or the United States government, and time certificates of deposit of state banks organized under Louisiana law and national banks having principal offices in Louisiana.

LAFAYETTE CITY-PARISH CONSOLIDATED GOVERNMENT
Lafayette, Louisiana

Notes to the Basic Financial Statements (Continued)

At October 31, 2015, the Government had demand deposits (book balances) totaling \$32,549,571 as follows:

	Primary Government	Fiduciary Funds	Total
Interest-bearing deposits	\$ 26,481,660	\$ 6,067,911	\$ 32,549,571

Custodial credit risk is the risk that in the event of a bank failure of a depository financial institution, the Government's deposits may not be recovered or the collateral securities that are in the possession of the outside party will not be recovered. These deposits are stated at cost, which approximates fair value. Under state law, deposits (or the resulting bank balances) must be secured by federal deposit insurance or the pledge of securities owned by the fiscal agent bank. The market value of the pledged securities plus the federal deposit insurance must at all times equal the amount on deposit with the fiscal agent bank. These securities are held in the name of the Government or the pledging fiscal agent bank by a holding or custodial bank that is mutually acceptable to both parties.

Deposit balances (bank balances) at October 31, 2015, are secured as follows:

Bank balances	\$ 36,195,258
Federal deposit insurance	250,000
Pledged securities	35,945,258
Total federal deposit insurance and pledged securities	\$ 36,195,258

Deposits in the amount of \$35,945,258 were exposed to custodial credit risk. These deposits are uninsured and collateralized with securities held by the pledging institution's trust department or agent, but not in the Government's name. The Government does not have a policy for custodial credit risk.

(3) Investments

As of October 31, 2015, the Government's investments were as follows:

Investment Type	
Primary Government:	
Repurchase agreements	\$ 89,205,038
U.S. Treasuries	103,511,316
U.S. Instrumentalities	261,489,732
LAMP	3,417,056
Total primary government	457,623,142
Fiduciary Funds:	
Repurchase agreements	1,252
U.S. Treasuries	7,219
U.S. Instrumentalities	13,855
LAMP	324
Total fiduciary funds	22,650
Total investments	\$ 457,645,792

LAFAYETTE CITY-PARISH CONSOLIDATED GOVERNMENT
Lafayette, Louisiana

Notes to the Basic Financial Statements (Continued)

The Government participates in Louisiana Asset Management Pool (LAMP). LAMP is an investment pool established as a cooperative endeavor to enable public entities of the State of Louisiana to aggregate funds for investment. LAMP is not registered with the Securities and Exchange Commission (SEC) as an investment company. LAMP is intended to improve administrative efficiency and increase yield of participating public entities. LAMP's portfolio securities are valued at market value even though amortized cost method is permitted by Rule 2a-7 of the Investment Company Act of 1940, as amended, which governs registered money market funds. Because LAMP is not a money market fund, it has no obligation to conform to this rule.

The investment in LAMP is not exposed to custodial credit risk, and is not categorized in the three categories provided by GASB Codification Section 150.164 because the investment is in the pool of funds and therefore not evidenced by securities that exist in physical or book entry form. Credit risk is the risk that an issuer or other counterparty to an investment will be unable to meet its obligations. LAMP has a fund rating of AAAM issued by Standard & Poors. Interest rate risk is the risk that changes in interest rates will adversely affect the estimated fair value of an investment. The investments in LAMP are stated at fair value based on quoted market rates. The fair value of investments is determined on a weekly basis by LAMP and the fair value of the Government's investment in LAMP is the same as the value of the pool shares.

Interest rate risk: The state law does not address specific policies for managing interest rate risk. The Government's investment policy limits the investment portfolio to "money market instruments, which are defined as very creditworthy, highly liquid investments with maturities of one year or less. Although there may be certain circumstances in which longer-term securities are utilized, the general use of long-term securities shall be avoided. The following provides information about interest rate risk associated with the Government's investments:

Primary Government:

Investment Type	% of Portfolio	Investment Maturities		
		Fair Value	Less Than One Year	One - Five Years
Repurchase agreements	19%	\$ 89,205,038	\$ 89,205,038	\$ -
U.S. Treasuries	23%	103,511,316	81,220,404	22,290,912
U.S. Instrumentalities	57%	261,489,732	199,186,133	62,303,599
State Investment Pool (LAMP)	1%	3,417,056	3,417,056	-
Total	100%	\$ 457,623,142	\$ 373,028,631	\$ 84,594,511

Fiduciary Funds:

Investment Type	% of Portfolio	Investment Maturities		
		Fair Value	Less Than One Year	One - Five Years
Repurchase agreements	6%	\$ 1,252	\$ 1,252	\$ -
U.S. Treasuries	32%	7,219	7,219	-
U.S. Instrumentalities	61%	13,855	13,530	325
State Investment Pool (LAMP)	1%	324	324	-
Total	100%	\$ 22,650	\$ 22,325	\$ 325

LAFAYETTE CITY-PARISH CONSOLIDATED GOVERNMENT
Lafayette, Louisiana

Notes to the Basic Financial Statements (Continued)

Credit rate risk: The risks are managed by restricting investments to those authorized by R.S. 33:5162. The Government's Investment Policy limits investments to fully insured and/or fully-collateralized certificates of deposits and direct and indirect obligations of U.S. government agencies.

<u>Investment Type</u>	Rating by Standard & Poor's		
	Fair Value	AA+	Not rated
Repurchase agreements	89,205,038	-	89,205,038
U.S. Treasuries	103,511,316	103,511,316	-
U.S. Instrumentalities	261,489,732	261,489,732	-
State Investment Pool (LAMP)	3,417,056	-	3,417,056
Total Primary Government	<u>\$ 457,623,142</u>	<u>\$ 365,001,048</u>	<u>\$ 92,622,094</u>

<u>Investment Type</u>	Rating by Standard & Poor's		
	Fair Value	AA+	Not rated
Repurchase agreements	1,252	-	1,252
U.S. Treasuries	7,219	7,219	-
U.S. Instrumentalities	13,855	13,855	-
State Investment Pool (LAMP)	324	-	324
Total Fiduciary Funds	<u>\$ 22,650</u>	<u>\$ 21,074</u>	<u>\$ 1,576</u>

Concentration of credit risk: R.S. 33:2955 provides that all fixed income investments be appropriately diversified by maturity, security, sector, and credit quality. At October 31, 2015, no more than 5 percent of the Government's total investments were invested in any single issue.

Custodial Credit Risk - In the event of the failure of the counterparty, the Government will not be able to recover the value of its investments or collateral securities that are in the possession of an outside party. The Government's investment policy requires all investments to be in the Government's name and all ownership securities to be evidenced by an acceptable safekeeping receipt issued by a third-party financial institution which is acceptable to the Government. Accordingly, the Government had no custodial credit risk related to its investments.

In accordance with GASB Statement No. 31, the Government recognized a net increase (decrease) in the fair value of investments in the amount of \$15,416 and \$(5) for the primary government and fiduciary funds, respectively. This amount takes into account all changes in fair value that occurred during the year. The unrealized gain (loss) on investments held at October 31, 2015 was \$66,416 and \$(3) for the primary government and fiduciary funds, respectively.

(4) Receivables

At October 31, 2015, receivables consist of the following:

	Governmental Activities	Business-type Activities	Total Primary Government	Component Units
Accounts, net	\$ 2,352,859	\$ 23,843,182	\$ 26,196,041	\$ 1,557,945
Loans receivable, net	2,517,524	-	2,517,524	5,784,362
Taxes	-	-	-	1,805,123
Assessments	143,880	-	143,880	-
Accrued interest	354,116	1,793	355,909	196,520
	<u>\$ 5,368,379</u>	<u>\$ 23,844,975</u>	<u>\$ 29,213,354</u>	<u>\$ 9,343,950</u>

LAFAYETTE CITY-PARISH CONSOLIDATED GOVERNMENT
Lafayette, Louisiana

Notes to the Basic Financial Statements (Continued)

(5) Ad Valorem Taxes

Fund financial statements -

City of Lafayette:

Ad valorem taxes attach as an enforceable lien on property as of January 1 of each year. Taxes are levied by the City in April or May and are billed to taxpayers in November. The taxes are levied for the period of November 1 through October 31. Billed taxes become delinquent on January 1 of the year following the year they attach as an enforceable lien. Revenues from ad valorem taxes are budgeted and recognized as revenue in the year billed.

The City bills and collects its own property taxes using the assessed values determined by the Tax Assessor of Lafayette Parish.

For the year ended October 31, 2015, taxes of 17.94 mills were levied on property with net assessed valuations totaling \$1,373,379,599 and were dedicated as follows:

General corporate purposes	5.42 mills
Maintenance of public streets	1.29 mills
Maintenance of public buildings	1.13 mills
Recreation and parks	1.92 mills
Maintenance and operation of fire and police departments	8.18 mills

Total taxes levied were \$24,638,430. Taxes receivable at October 31, 2015 totaled \$824,335, all of which is considered uncollectible. Therefore, an allowance for uncollectible taxes was established for the entire balance, resulting in net taxes receivable of \$0.

Lafayette Parish:

Ad valorem taxes attach as an enforceable lien on property as of January 1 of each year. During the current fiscal year, taxes were levied by Lafayette Parish in August of 2014 and were billed to the taxpayers by the Assessor in November of 2014 for the period November 1, 2014 through October 31, 2015. Billed taxes are due by December 31, becoming delinquent on January 1 of the following year. Taxes are budgeted and the revenue recognized in the year following the assessment, which is the year for which the taxes are levied.

The taxes are based on assessed values determined by the Tax Assessor of Lafayette Parish and are collected by the Sheriff. The taxes are remitted net of deductions for Pension Fund contributions. For the year ended October 31, 2015, taxes of 30.28 mills were levied on property with net assessed valuations totaling \$1,958,174,846 and were dedicated as follows:

General corporate purposes, in city	1.52 mills
General corporate purposes	3.05 mills
Maintenance of buildings, roads, and bridges	21.21 mills
Debt service contingency	3.00 mills
Mosquito control	1.50 mills

LAFAYETTE CITY-PARISH CONSOLIDATED GOVERNMENT
Lafayette, Louisiana

Notes to the Basic Financial Statements (Continued)

Total taxes levied during 2014 for 2015, exclusive of homestead exemptions, were \$53,882,239. Taxes receivable at October 31, 2015 totaled \$620,000, all of which is considered uncollectible. Therefore, an allowance for uncollectible taxes was established for the entire balance, resulting in net taxes receivable of \$0.

Government-wide financial statements -

Property taxes are recognized in the year for which they are levied, net of uncollectible amounts, as applicable.

(6) Due From Other Governmental Agencies

Amounts due from other governmental agencies consist of the following at October 31, 2015:

Fund financial statements:

Governmental funds -

Lafayette Parish School Board:

Sales and use taxes collected but not remitted \$ 7,351,795

Federal Grant funds 930,813

State of Louisiana:

Federal pass-through grant funds 2,019,626

State grant funds 1,629,507

Other 679,284

Total amount reported in governmental funds \$ 12,611,025

Proprietary funds -

FEMA grant funds \$ 2,073,420

State grant funds 359,523

Other 27,825

Total amount reported in proprietary funds \$ 2,460,768

Government-wide financial statements:

Total amount reported in governmental funds \$ 12,611,025

Total amount reported in proprietary funds 2,460,768

Additional sales and use taxes due from Lafayette Parish School Board 6,887,777

\$ 21,959,570

(7) Restricted Assets - Enterprise Funds

Restricted assets of Utilities System Fund consist of the following at October 31, 2015:

Bond reserve fund \$ 23,700,001

Capital additions and contingencies fund 101,120,287

Bond construction fund 3,399,687

Customers' deposits 8,579,034

Total \$ 136,799,009

LAFAYETTE CITY-PARISH CONSOLIDATED GOVERNMENT
Lafayette, Louisiana

Notes to the Basic Financial Statements (Continued)

Restricted assets of Communications System Fund consist of the following at October 31, 2015:

Capital additions and contingencies fund	\$ 4,015,206
Bond construction fund	99,688
Customers' deposits	<u>121,172</u>
Total	<u>\$ 4,236,066</u>

Restricted assets of LPPA consist of the following at October 31, 2015:

Bond principal and interest	\$ 21,409
Bond reserve fund	9,732,289
Capital additions and contingencies	5,283,318
Bond construction fund	2,476,584
Fuel cost stability fund	<u>4,500,000</u>
Total	<u>\$ 22,013,600</u>

(8) Capital Assets

Capital asset activity for the year ended October 31, 2015 was as follows:

	Balance 11/01/14	Additions	Deletions	Balance 10/31/15
Governmental activities:				
Capital assets not being depreciated:				
Land	\$ 40,295,476	\$ 2,628,659	\$ -	\$ 42,924,135
Construction in progress	29,613,976	25,745,818	28,496,390	26,863,404
Other capital assets:				
Land improvements	7,182,009	659,410	-	7,841,419
Buildings and improvements	187,609,847	5,626,430	-	193,236,277
Vehicles	54,081,764	4,174,055	3,373,559	54,882,260
Movables	36,390,044	5,940,558	1,985,137	40,345,465
Infrastructure	<u>670,999,495</u>	<u>20,117,993</u>	-	<u>691,117,488</u>
Totals	<u>1,026,172,611</u>	<u>64,892,923</u>	<u>33,855,086</u>	<u>1,057,210,448</u>
Less accumulated depreciation				
Land improvements	1,059,223	289,218	-	1,348,441
Buildings and improvements	84,764,511	4,110,398	-	88,874,909
Vehicles	34,495,231	3,639,019	3,087,280	35,046,970
Movables	23,755,589	2,862,866	1,835,299	24,783,156
Infrastructure	<u>289,970,805</u>	<u>17,685,158</u>	-	<u>307,655,963</u>
Total accumulated depreciation	<u>434,045,359</u>	<u>28,586,659</u>	<u>4,922,579</u>	<u>457,709,439</u>
Governmental activities, capital assets, net	<u>\$ 592,127,252</u>	<u>\$ 36,306,264</u>	<u>\$ 28,932,507</u>	<u>\$ 599,501,009</u>

LAFAYETTE CITY-PARISH CONSOLIDATED GOVERNMENT
Lafayette, Louisiana

Notes to the Basic Financial Statements (Continued)

Business-type activities:

Capital assets not being depreciated:				
Land	\$ 22,263,203	\$ 2,015,145	\$ -	\$ 24,278,348
Construction in progress	76,453,802	39,141,531	36,524,788	79,070,545
Other capital assets:				
Buildings and improvements	3,159,649	-	-	3,159,649
Electric plant	732,214,815	18,338,046	1,873,062	748,679,799
Water plant	151,589,663	3,377,412	171,642	154,795,433
Sewer plant	223,984,918	6,315,134	379,980	229,920,072
Fiber optics	133,402,614	6,956,850	100,213	140,259,251
Equipment	18,640,428	19,278	67,795	18,591,911
Totals	<u>1,361,709,092</u>	<u>76,163,396</u>	<u>39,117,480</u>	<u>1,398,755,008</u>
Less accumulated depreciation				
Buildings and improvements	2,939,937	8,405	-	2,948,342
Electric plant	405,262,897	16,345,248	1,346,864	420,261,281
Water plant	58,032,025	4,052,071	161,322	61,922,774
Sewer plant	69,744,710	4,948,130	375,328	74,317,512
Fiber optics	51,522,178	10,808,046	47,135	62,283,089
Equipment	4,703,849	613,530	67,198	5,250,181
Total accumulated depreciation	<u>592,205,596</u>	<u>36,775,430</u>	<u>1,997,847</u>	<u>626,983,179</u>
Business-type activities, capital assets, net	<u>\$ 769,503,496</u>	<u>\$ 39,387,966</u>	<u>\$ 37,119,633</u>	<u>\$ 771,771,829</u>

Depreciation expense was charged to governmental activities as follows:

General government	\$ 1,597,870
Public safety	3,160,396
Traffic and transportation	1,490,642
Streets and drainage	1,264,800
Urban redevelopment and housing	42,355
Culture and recreation	2,689,020
Health and welfare	93,102
Economic opportunity	1,763
Economic development and assistance	475,899
Internal service funds	85,654
Infrastructure depreciation is unallocated	17,685,158
Total	<u>\$ 28,586,659</u>

Depreciation expense was charged to business-type activities as follows:

Electric	\$ 15,336,482
Water	4,052,071
Wastewater	4,948,130
Fiber optics	10,808,046
Coal-fired electric plant	1,406,190
Animal shelter control program	72,398
Solid waste collection services	152,113
Total	<u>\$ 36,775,430</u>

LAFAYETTE CITY-PARISH CONSOLIDATED GOVERNMENT
Lafayette, Louisiana

Notes to the Basic Financial Statements (Continued)

Construction in progress for the governmental activities is comprised of the following:

Fund type/Funding source/ Project type:	Project Authorization	Capitalized to Date	Construction in Progress	Remaining Authorized
Capital Projects Funds:				
Bond proceeds-				
Streets and drainage projects	\$ 111,377,125	\$ 34,332,421	\$ 18,430,079	\$ 58,614,625
Parks and recreation	<u>2,025,000</u>	<u>300,029</u>	<u>1,380,481</u>	<u>344,490</u>
	<u>113,402,125</u>	<u>34,632,450</u>	<u>19,810,560</u>	<u>58,959,115</u>
Other sources-				
Building improvements	2,770,595	-	2,369,056	401,539
Streets and drainage projects	<u>22,132,332</u>	<u>3,999,436</u>	<u>2,073,551</u>	<u>16,059,345</u>
	<u>24,902,927</u>	<u>3,999,436</u>	<u>4,442,607</u>	<u>16,460,884</u>
Other Governmental Funds:				
Other sources-				
Building improvements	400,000	17,742	296,016	86,242
Streets and drainage projects	<u>21,671,441</u>	<u>9,376,547</u>	<u>2,314,221</u>	<u>9,980,673</u>
	<u>22,071,441</u>	<u>9,394,289</u>	<u>2,610,237</u>	<u>10,066,915</u>
Total	<u>\$ 160,376,493</u>	<u>\$ 48,026,175</u>	<u>\$ 26,863,404</u>	<u>\$ 85,486,914</u>

Construction in progress for the business-type activities is comprised of the following:

Funding source/ Project type:	Project Authorization	Capitalized to Date	Construction in Progress	Remaining Authorized
Equity-				
Electric plant	\$ 24,794,863	\$ 4,064,538	\$ 6,684,185	\$ 14,046,140
Water plant	4,787,982	21,405	1,209,671	3,556,906
Sewer plant	<u>10,014,378</u>	<u>881,944</u>	<u>1,624,206</u>	<u>7,508,228</u>
	<u>39,597,223</u>	<u>4,967,887</u>	<u>9,518,062</u>	<u>25,111,274</u>
Bond proceeds-				
Electric plant	72,404,907	3,351,937	68,058,391	994,579
Water plant	582,364	450,985	12,987	118,392
Sewer plant	1,505,744	-	581,303	924,441
Fiber optics	<u>12,322,488</u>	<u>11,293,790</u>	<u>899,802</u>	<u>128,896</u>
	<u>86,815,503</u>	<u>15,096,712</u>	<u>69,552,483</u>	<u>2,166,308</u>
Total	<u>\$ 126,412,726</u>	<u>\$ 20,064,599</u>	<u>\$ 79,070,545</u>	<u>\$ 27,277,582</u>

LAFAYETTE CITY-PARISH CONSOLIDATED GOVERNMENT
Lafayette, Louisiana

Notes to the Basic Financial Statements (Continued)

(9) Accounts and Other Payables

Accounts and other payables consist of the following at October 31, 2015:

	Governmental Activities	Business-type Activities	Total Primary Government	Component Units
Accounts	\$ 3,906,374	\$ 6,904,958	\$ 10,811,332	\$ 1,508,218
Accrued liabilities	1,476,940	1,127,973	2,604,913	384,377
Contracts	2,584,806	1,263,599	3,848,405	11,250
Retainage	1,402,788	422,405	1,825,193	3,724
Accrued interest	1,696,790	-	1,696,790	89,446
Other	460,085	-	460,085	-
	<u>\$ 11,527,783</u>	<u>\$ 9,718,935</u>	<u>\$ 21,246,718</u>	<u>\$ 1,997,015</u>

(10) Interfund Receivables and Payables

Interfund receivables and payables at October 31, 2015 consist of the following:

	Due from	Due to
Major funds:		
General Fund	\$ 3,191,072	\$ 344,041
Sales Tax Capital Improvements	5,603,076	1,310,414
Nonmajor governmental funds:		
Special revenue funds	2,389,678	8,087,228
Debt service funds	1,517,092	1,820,076
Capital projects funds	-	11,470
Enterprise funds:		
Utilities System	3,025,868	1,568,276
Communications System	65,970	1,321,078
Lafayette Public Power Authority	-	1,599,827
Nonmajor enterprise funds	1,485,705	1,234,438
Internal service funds	18,448	61
	<u>\$ 17,296,909</u>	<u>\$ 17,296,909</u>

These balances resulted from the time lag between the dates that interfund goods and services are provided or reimbursable expenditures occur and payments between funds are made.

(11) Receivables and Payables Between Primary Government and Component Units

Balances at October 31, 2015 consist of the following:

	Receivable	Payable
Primary Government:		
General Fund	\$ -	\$ 92,392
Component Units:		
Police Pension and Relief Fund	1,372	-
Lafayette Parish Communication District	91,020	-
	<u>\$ 92,392</u>	<u>\$ 92,392</u>

LAFAYETTE CITY-PARISH CONSOLIDATED GOVERNMENT
Lafayette, Louisiana

Notes to the Basic Financial Statements (Continued)

(12) Interfund Transfers

Interfund transfers for the year ended October 31, 2015 consist of the following:

	Transfers In	Transfers Out
Major funds:		
General Fund	\$ 7,254,729	\$ 22,287,274
Sales Tax Capital Improvements	1,224,161	1,959,457
Nonmajor governmental funds:		
Special revenue funds	29,074,890	18,235,046
Debt service funds	4,944,123	603,209
Capital projects funds	-	100,259
Nonmajor enterprise funds	607,476	-
Internal service funds	79,866	-
	\$ 43,185,245	\$ 43,185,245

Transfers are used to (1) move revenues from the fund that statute or budget requires to collect them to the fund that statute or budget requires to expend them, (2) move receipts restricted to debt service from the funds collecting the receipts to the debt service fund required, and (3) use unrestricted revenues collected in one fund to finance various programs accounted for in other funds in accordance with budgetary authorizations.

(13) Transactions Between Primary Government and Discretely Presented Component Units

The following transactions between the primary government and its discretely presented component units for the year ended October 31, 2015 are reported as external transactions in the government-wide statement of activities:

Governmental activities:

Transfer to Cajundome Commission to subsidize operations	\$ (500,000)
Transfer from Cajundome Commission for assignment of capital assets	330,828
Transfer to Police Pension and Relief Fund to subsidize operations	(305,754)
Transfer from Lafayette Parish Communications District to fund operations	20,477
Transfer to Lafayette Parish Communications District for tower rental	(61,417)
Transfer to Lafayette Parish Communications District to fund operations of the Office of Emergency Preparedness	(262,544)
Transfer from Downtown Development Authority to help fund road and bridge maintenance	36,728
Total	\$ (741,682)

LAFAYETTE CITY-PARISH CONSOLIDATED GOVERNMENT
Lafayette, Louisiana

Notes to the Basic Financial Statements (Continued)

(14) Interfund Loans – Notes Receivable/Notes Payable

In addition to the sale of Bonds to finance the Communication's fiber optics infrastructure, the Communications System entered into various notes payable to the Utilities System for costs associated with the start-up of the new Communications System which were advanced by the Utilities System. In accordance with La. R.S. 45:844.52(C) (2), funds advanced by the Utilities System Fund for start-up costs of the Communications System must be repaid at interest rates and on terms and conditions available to private enterprises in the open market. The total of the notes is reported as interfund loans – notes receivable in the Utilities System Fund and as interfund loans – notes payable in the Communications System Enterprise Fund.

Note Payable - Fiber Assets - This note covers the reimbursement to the Utilities System for the transfer of its fiber optic network, including various related vehicles and equipment, and its fiber inventory to the Communications System Enterprise Fund. The note payable in the amount of \$12,472,187 is payable in 20 years with annual payments ranging from \$50,000 through \$1,226,599 including interest at 3.25%.

Note Payable - Start-up Costs – This note covers funds advanced by the Utilities System for Start-up costs. Start-up costs include legal, engineering, and other professional services, cost of a feasibility study, bond ratings, and other costs associated with obtaining financing occurred during the period of July 7, 2004 through June 28, 2007. The note payable in the amount of \$3,500,891 is payable in 20 years with annual payments ranging from \$50,000 through \$308,220 including interest at 3.25%.

Notes Payable - Imputed Taxes - These notes cover the amount for imputed taxes which are obligated to be included in its rates an amount equal to all taxes, fees, and other assessments that would be applicable to a similarly situated private provider of the same services in accordance with the Louisiana Public Service Commission (LPSC) Cost Allocation and Affiliate Transaction Rules as adopted by the LPSC on September 14, 2005. The applicable imputed taxes include: property, franchise, and sales taxes. The note payable for 2009 and 2010 imputed taxes is \$3,139,464, payable in 20 years with annual payments ranging from \$50,000 through \$273,418, including interest at 3.25%.

The note payable for 2011 imputed taxes is \$1,571,967, payable in 20 years with annual payments ranging from \$25,000 through \$136,924, including interest at 3.25%. The note payable for 2012 imputed taxes is \$1,202,261, payable in 20 years with annual payments ranging from \$25,000 through \$97,488, including interest at 3.25%.

Note Payable - 2011 Operating Loan – This note payable provides additional funds for operations. The note payable in the amount of \$5,836,390 is payable in 20 years with annual payments ranging from \$50,000 through \$453,387, including interest at 3.25%.

LAFAYETTE CITY-PARISH CONSOLIDATED GOVERNMENT
Lafayette, Louisiana

Notes to the Basic Financial Statements (Continued)

The annual debt service requirements to maturity of these interfund loans outstanding at October 31, 2015 follows:

Year	Principal	Interest	Total
2016	\$ -	\$ 450,500	\$ 450,500
2017	100,000	899,376	999,376
2018	442,067	890,569	1,332,636
2019	651,750	872,796	1,524,546
2020	843,117	848,503	1,691,620
2021 - 2025	7,806,328	3,597,874	11,404,202
2026 - 2030	10,186,378	2,103,796	12,290,174
2031 - 2034	7,693,520	416,933	8,110,453
	<u>\$ 27,723,160</u>	<u>\$ 10,080,347</u>	<u>\$ 37,803,507</u>

(15) Long-Term Liabilities

Primary Government

City of Lafayette:

Revenue Bonds/Certificates of Indebtedness - The City issues bonds/certificates which are repaid from specific revenue sources, either sales taxes or income derived from proprietary funds. Proceeds are used for the acquisition and construction of major capital facilities of both governmental and business-type activities. The bonds expected to be paid from business-type revenues are reported in the proprietary funds. Revenue bonds have also been issued to refund other revenue bonds.

Taxable Refunding Bonds - The City issued taxable refunding bonds to refund the outstanding notes with the Firefighters and Municipal Police Employees Retirement Systems. The Bonds are secured by and payable solely from a pledge and dedication of the excess of annual revenue above statutory, necessary and usual charges in each of the fiscal years during which the Bonds are outstanding.

Lafayette Parish Government:

General Obligation Bonds/Certificates of Indebtedness - The Parish issues general obligation bonds/certificates to provide funds for the acquisition and construction of major capital facilities. These bonds are direct obligations and pledge the full faith and credit of the Parish.

LAFAYETTE CITY-PARISH CONSOLIDATED GOVERNMENT
Lafayette, Louisiana

Notes to the Basic Financial Statements (Continued)

Long-term liabilities outstanding at October 31, 2015 is as follows:

	<u>Issued Amount</u>	<u>Issue Date</u>	<u>Maturity Date</u>	<u>Interest Rates</u>	<u>Balance Outstanding</u>
Governmental activities:					
City of Lafayette -					
Sales tax revenue bonds:					
1961 Sales Tax	\$ 10,365,000	09/07/06	03/01/25	4.00 - 5.00	\$ 7,585,000
	16,800,000	08/01/07	03/01/32	4.25 - 7.00	14,105,000
	34,250,000	07/07/09	03/01/34	1.94 - 7.23	29,020,000
	28,000,000	06/28/11	03/01/36	2.00 - 5.00	26,945,000
	16,665,000	06/01/11	03/01/26	2.00 - 5.00	13,520,000
	7,960,000	12/08/11	03/01/27	2.00 - 5.00	6,865,000
	11,445,000	06/01/12	03/01/28	2.00 - 4.00	8,835,000
	15,690,000	06/21/13	03/01/38	2.00 - 5.00	14,880,000
	17,060,000	10/17/14	03/01/30	3.00 - 5.00	17,060,000
	23,930,000	12/05/14	03/01/24	5.00	23,930,000
Total 1961 Sales Tax					162,745,000
1985 Sales Tax	3,445,000	05/01/04	05/01/20	2.00 - 4.30	1,390,000
	13,320,000	09/07/06	05/01/25	4.00 - 5.00	9,400,000
	32,915,000	11/30/06	05/01/23	4.00 - 5.00	20,415,000
	2,100,000	08/01/07	05/01/32	4.50 - 6.00	1,760,000
	27,300,000	07/07/09	05/01/34	1.94 - 7.23	22,865,000
	12,150,000	06/01/11	05/01/26	2.00 - 4.25	9,615,000
	11,390,000	12/08/11	05/01/27	2.00 - 5.00	9,920,000
	13,710,000	06/01/12	05/01/28	2.00 - 5.00	12,815,000
	1,825,000	10/17/14	05/01/30	2.00 - 5.00	1,815,000
	11,825,000	02/06/15	05/01/24	5.00	11,825,000
Total 1985 Sales Tax					101,820,000
Total sales tax revenue bonds					264,565,000
Taxable refunding bonds:					
Series 2012	41,235,000	03/02/12	05/01/28	3.75	35,500,000
Certificates of Indebtedness					
Series 2011	6,000,000	05/11/11	05/01/26	3.65	4,750,000
Total City of Lafayette					304,815,000

(continued)

LAFAYETTE CITY-PARISH CONSOLIDATED GOVERNMENT
Lafayette, Louisiana

Notes to the Basic Financial Statements (Continued)

	<u>Issued Amount</u>	<u>Issue Date</u>	<u>Maturity Date</u>	<u>Interest Rates</u>	<u>Balance Outstanding</u>
(Continued)					
Lafayette Parish Government -					
General obligation bonds:					
Series 2010	26,000,000	01/12/11	03/01/35	2.00 - 5.00	22,765,000
Series 2010	12,785,000	01/12/11	03/01/26	2.00 - 5.00	9,970,000
Series 2012	16,315,000	05/03/12	03/01/28	2.00 - 5.00	15,345,000
Series 2014	11,045,000	06/24/14	03/01/30	2.00 - 5.00	<u>11,000,000</u>
Total Lafayette Parish Government					59,080,000
Unamortized bond premiums, net of discounts					<u>14,116,785</u>
Total bond indebtedness					<u>378,011,785</u>
Other liabilities:					
Compensated absences					15,586,339
Claims payable					<u>8,296,259</u>
Total other liabilities					<u>23,882,598</u>
Total governmental activities liabilities					<u>\$ 401,894,383</u>
Business-type activities:					
City of Lafayette -					
Utilities revenue bonds:					
Series 1996	13,173,260	12/11/96	11/01/17	2.95	\$ 2,275,000
Series 2010	86,080,000	12/15/10	11/01/35	3.00 - 5.00	79,140,000
Series 2012	153,960,000	05/01/13	11/01/28	4.00 - 5.00	<u>144,950,000</u>
Total					226,365,000
Unamortized bond premiums, net of discounts					<u>25,470,362</u>
Total Utilities revenue bonds					<u>251,835,362</u>
Communications system revenue bonds:					
Series 2012A	7,595,000	01/26/12	11/01/31	4.00 - 5.00	7,595,000
Series 2012B	7,000,000	01/26/12	11/01/31	5.00 - 6.00	7,000,000
Series 2015	91,600,000	07/22/15	11/01/31	2.00 - 5.00	<u>91,600,000</u>
Total					106,195,000
Unamortized bond premiums, net of discounts					<u>11,797,956</u>
Total Communications system revenue bonds					<u>117,992,956</u>
LPPA revenue bonds:					
Series 2007	34,045,000	12/05/07	11/01/32	3.50 - 5.00	29,670,000
Series 2012	65,100,000	12/21/12	11/01/32	3.00 - 5.00	<u>57,955,000</u>
Total					87,625,000
Unamortized bond premiums, net of discounts					<u>9,050,118</u>
Total LPPA revenue bonds					<u>96,675,118</u>
Total bond indebtedness					466,503,436
Compensated absences					<u>8,543,407</u>
Total business-type activities liabilities					<u>\$ 475,046,843</u>

LAFAYETTE CITY-PARISH CONSOLIDATED GOVERNMENT
Lafayette, Louisiana

Notes to the Basic Financial Statements (Continued)

Changes in Long-Term Liabilities

The following is a summary of changes for the year ended October 31, 2015:

	Balance 11/01/14	Additions	Reductions	Balance 10/31/15	Due Within One Year
Governmental activities:					
City of Lafayette -					
Sales tax revenue bonds	\$ 286,130,000	\$ 35,755,000	\$ 57,320,000	\$ 264,565,000	\$ 16,700,000
Taxable refunding bonds	37,575,000	-	2,075,000	35,500,000	2,155,000
Certificates of Indebtedness	5,080,000	-	330,000	4,750,000	345,000
Lafayette Parish -					
General obligation bonds	61,820,000	-	2,740,000	59,080,000	2,845,000
Other liabilities:					
Compensated absences	14,579,825	7,207,417	6,200,903	15,586,339	5,773,039
Claims liabilities	11,808,173	14,153,797	17,665,711	8,296,259	5,910,776
	416,992,998	57,116,214	86,331,614	387,777,598	<u>\$ 33,728,815</u>
Unamortized bond premiums	11,291,822	4,727,436	1,902,473	14,116,785	
Governmental activities long-term liabilities	<u>\$ 428,284,820</u>	<u>\$ 61,843,650</u>	<u>\$ 88,234,087</u>	<u>\$ 401,894,383</u>	
Business-type activities:					
Utilities revenues bonds:					
Series 1996	\$ 3,365,000	\$ -	\$ 1,090,000	\$ 2,275,000	\$ -
Series 2010	81,545,000	-	2,405,000	79,140,000	-
Series 2012	152,955,000	-	8,005,000	144,950,000	-
	237,865,000	-	11,500,000	226,365,000	-
Unamortized bond premiums	28,498,808	-	3,028,446	25,470,362	
Total	<u>266,363,808</u>	<u>-</u>	<u>14,528,446</u>	<u>251,835,362</u>	
Communications revenue bonds:					
Series 2007	96,855,000	-	96,855,000	-	-
Series 2012 A	7,595,000	-	-	7,595,000	-
Series 2012 B	7,000,000	-	-	7,000,000	-
Series 2015	-	91,600,000	-	91,600,000	-
	111,450,000	91,600,000	96,855,000	106,195,000	-
Unamortized bond premiums	2,359,923	12,099,359	2,661,326	11,797,956	
Total	<u>113,809,923</u>	<u>103,699,359</u>	<u>99,516,326</u>	<u>117,992,956</u>	
LPPA revenue bonds:	90,580,000	-	2,955,000	87,625,000	-
Unamortized bond premium	9,582,477	-	532,359	9,050,118	
Total	<u>100,162,477</u>	<u>-</u>	<u>3,487,359</u>	<u>96,675,118</u>	
Compensated absences	7,923,972	3,436,599	2,817,164	8,543,407	2,363,943
Business-type activities long-term liabilities	<u>\$ 488,260,180</u>	<u>\$ 107,135,958</u>	<u>\$ 120,349,295</u>	<u>\$ 475,046,843</u>	<u>\$ 2,363,943</u>

LAFAYETTE CITY-PARISH CONSOLIDATED GOVERNMENT
Lafayette, Louisiana

Notes to the Basic Financial Statements (Continued)

The annual debt service requirements to maturity of all bonds outstanding at October 31, 2015 follows:

City of Lafayette –

<u>Year Ended October 31</u>	<u>Sales Tax</u>		
	<u>Principal</u>	<u>Interest</u>	<u>Total</u>
2016	\$ 16,700,000	\$ 10,256,270	\$ 26,956,270
2017	17,410,000	11,983,379	29,393,379
2018	18,145,000	11,214,796	29,359,796
2019	17,915,000	10,413,115	28,328,115
2020	18,740,000	9,581,818	28,321,818
2021 - 2025	90,810,000	34,020,984	124,830,984
2026 - 2030	47,520,000	16,819,889	64,339,889
2031 - 2035	32,045,000	5,741,493	37,786,493
2036 - 2038	5,280,000	277,250	5,557,250
	<u>\$ 264,565,000</u>	<u>\$ 110,308,994</u>	<u>\$ 374,873,994</u>

<u>Year Ended October 31</u>	<u>Taxable Refunding Bonds</u>		
	<u>Principal</u>	<u>Interest</u>	<u>Total</u>
2016	\$ 2,155,000	\$ 665,625	\$ 2,820,625
2017	2,240,000	1,250,438	3,490,438
2018	2,325,000	1,166,438	3,491,438
2019	2,415,000	1,079,250	3,494,250
2020	2,510,000	988,688	3,498,688
2021 - 2025	14,065,000	3,457,688	17,522,688
2026 - 2028	9,790,000	743,438	10,533,438
	<u>\$ 35,500,000</u>	<u>\$ 9,351,565</u>	<u>\$ 44,851,565</u>

<u>Year Ended October 31</u>	<u>Certificates of Indebtedness</u>		
	<u>Principal</u>	<u>Interest</u>	<u>Total</u>
2016	\$ 345,000	\$ 86,688	\$ 431,688
2017	360,000	160,783	520,783
2018	375,000	147,643	522,643
2019	395,000	133,955	528,955
2020	410,000	119,538	529,538
2021 - 2025	2,335,000	359,708	2,694,708
2026	530,000	19,345	549,345
	<u>\$ 4,750,000</u>	<u>\$ 1,027,660</u>	<u>\$ 5,777,660</u>

LAFAYETTE CITY-PARISH CONSOLIDATED GOVERNMENT
Lafayette, Louisiana

Notes to the Basic Financial Statements (Continued)

Lafayette Parish Government –

Year Ended October 31	General Obligation Bonds		
	Principal	Interest	Total
2016	\$ 2,845,000	\$ 2,367,081	\$ 5,212,081
2017	2,945,000	2,283,575	5,228,575
2018	3,085,000	2,166,350	5,251,350
2019	3,245,000	2,029,975	5,274,975
2020	3,405,000	1,892,950	5,297,950
2021 - 2025	19,565,000	7,207,731	26,772,731
2026 - 2030	16,095,000	3,346,588	19,441,588
2031 - 2035	7,895,000	1,024,344	8,919,344
	<u>\$ 59,080,000</u>	<u>\$ 22,318,594</u>	<u>\$ 81,398,594</u>

Proprietary Funds –

Year Ended October 31	Utilities		
	Principal	Interest	Total
2016	\$ -	\$ 5,485,119	\$ 5,485,119
2017	11,955,000	10,737,018	22,692,018
2018	12,425,000	10,218,061	22,643,061
2019	11,805,000	9,650,750	21,455,750
2020	12,370,000	9,059,925	21,429,925
2021 - 2025	71,595,000	35,323,775	106,918,775
2026 - 2030	74,350,000	15,786,425	90,136,425
2031 - 2035	25,900,000	4,702,606	30,602,606
2036	5,965,000	141,669	6,106,669
	<u>\$ 226,365,000</u>	<u>\$ 101,105,348</u>	<u>\$ 327,470,348</u>

Year Ended October 31	Communications		
	Principal	Interest	Total
2016	\$ -	\$ 2,612,771	\$ 2,612,771
2017	940,000	5,216,141	6,156,141
2018	4,045,000	5,105,616	9,150,616
2019	4,425,000	4,893,866	9,318,866
2020	4,645,000	4,667,117	9,312,117
2021 - 2025	30,625,000	19,271,377	49,896,377
2026 - 2030	41,755,000	10,182,521	51,937,521
2031 - 2032	19,760,000	955,581	20,715,581
	<u>\$ 106,195,000</u>	<u>\$ 52,904,990</u>	<u>\$ 159,099,990</u>

LAFAYETTE CITY-PARISH CONSOLIDATED GOVERNMENT
Lafayette, Louisiana

Notes to the Basic Financial Statements (Continued)

Year Ended October 31	LPPA		
	Principal	Interest	Total
2016	\$ -	\$ 1,992,741	\$ 1,992,741
2017	3,075,000	3,923,981	6,998,981
2018	3,195,000	3,798,581	6,993,581
2019	3,325,000	3,668,181	6,993,181
2020	3,455,000	3,558,806	7,013,806
2021 - 2025	19,290,000	15,578,379	34,868,379
2026 - 2030	27,400,000	10,365,438	37,765,438
2031 - 2033	27,885,000	2,088,775	29,973,775
	<u>\$ 87,625,000</u>	<u>\$ 44,974,882</u>	<u>\$ 132,599,882</u>

Bond Refundings

On December 5, 2014, the Government issued \$23,930,000 of City Public Improvement Sales Tax Refunding Bonds, Series 2014C (1961 Sales Tax) with an interest rate of 5% to advance refund \$26,980,000 of \$29,485,000 outstanding Public Improvement Sales Tax Bonds, Series 2005 (1961 Sales Tax) with an average interest rate of 4.72%. The refunding bonds were issued at a premium of \$3,340,046 and, after paying issuance costs of \$334,362, the net bond proceeds of \$26,935,684 plus \$695,429 of existing funds were used to purchase U.S. government securities. Those securities were deposited in an irrevocable trust with an escrow agent to provide for all future debt service payments on the refunded Series 2005 bonds. The advance refunding met the requirements of an in-substance debt defeasance and the refunded bonds were removed from the Government's government-wide financial statements. As a result of the advance refunding, the Government reduced its total debt service requirements by \$3,500,296, which resulted in an economic gain (difference between the present values of the debt service payments on the old and new debt) of \$3,460,319.

On February 6, 2015, the Government issued \$11,825,000 of City Public Improvement Sales Tax Refunding Bonds Series 2015 (1985 Sales Tax) with an interest rate of 5% to advance refund \$13,400,000 of \$14,830,000 outstanding Public Improvement Sales Tax Refunding Bonds, Series 2005A (1985 Sales Tax) with an average interest rate of 4.67%. The bonds were issued at a premium of \$1,387,390 and, after paying issuance costs of \$228,247, the net bond proceeds of \$12,984,143 plus \$737,634 of existing funds were used to purchase U.S. government securities. Those securities were deposited in an irrevocable trust with an escrow agent to provide for all future debt service payments on the refunded Series 2005A bonds. The advance refunding met the requirements of an in-substance debt defeasance and the refunded bonds were removed from the Government's government-wide financial statements. As a result of the advance refunding, the Government reduced its total debt service requirements by \$1,807,082, which resulted in an economic gain of \$1,761,020.

LAFAYETTE CITY-PARISH CONSOLIDATED GOVERNMENT
Lafayette, Louisiana

Notes to the Basic Financial Statements (Continued)

On July 22, 2015, the Government issued \$91,600,000 of Revenue Refunding Bonds, Series 2015 (Communications System Fund) with an average interest rate of 4.88% to advance refund \$96,855,000 of outstanding Revenue Bonds, Series 2007 with an average interest rate of 5.16%. The bonds were issued at a premium of \$12,099,359 and, after paying issuance costs of \$1,462,736, the net bond proceeds of \$102,236,623 plus \$4,647,981 of existing funds were used to purchase government securities. Those securities were deposited in an irrevocable trust with an escrow agent to provide for all future debt service payments on the refunded Series 2007 bonds. The advance refunding met the requirements of an in-substance debt defeasance and the refunded bonds were removed from the Government's Proprietary Fund financial statements and the government-wide financial statements. As a result of the advance refunding, the Government reduced its total debt service requirements by \$4,064,385 which resulted in an economic gain of \$3,904,671.

(16) Risk Management

The Government is exposed to various risks of loss, which are handled through internal service funds as described below:

Self-Insurance Fund

On November 1, 1979, the Government became self-insured with regard to workers' compensation, general liability, law enforcement, errors and omissions, automobile liability, automobile physical damage and property. The Self-Insurance Fund was established to account for claims, expenses, and administrative costs related to these self-insured and retained risks. The fund uses a third party administrator to service and estimate claim losses and uses both in-house legal staff and outside counsel for defense of self-insured claims. Excess risk or stop-loss coverage is used to limit retained risk where feasible and the cost of such coverage is also paid through the Risk Management Fund. The following is a summary of the Government's self-insured retentions.

Workers' compensation	\$ 1,500,000
General liability	Unlimited
Errors and omissions	Unlimited
Automobile liability	Unlimited
Fleet collision	Unlimited
Property:	
Power plant	\$ 500,000
Other	\$ 50,000

As an internal service activity, the Self Insurance Fund is a proprietary fund in which both current and long-term liabilities for claims and losses are recognized and reported when it is probable that a loss has occurred and the amount of the loss can be reasonably estimated. Claim liabilities are based upon the estimated ultimate cost of settling the claims including specific, incremental claim adjustment expenses, salvage, and subrogation and considering the effects of inflation and recent claim settlement trends including frequency and amount of payouts and other economic and social factors. Liabilities include an amount for claims that have been incurred but not reported (IBNRs). The Government currently does not discount its claims liabilities.

LAFAYETTE CITY-PARISH CONSOLIDATED GOVERNMENT
Lafayette, Louisiana

Notes to the Basic Financial Statements (Continued)

The following is a summary of changes in claims liability for the year ended October 31, 2015:

Unpaid claims liability, beginning	\$ 10,372,124
Current year claims and changes in estimates	(653,946)
Claims paid	<u>(2,773,304)</u>
Unpaid claims liability, ending:	<u>\$ 6,944,874</u>
Claims due within one year	\$ 4,559,391
Claims payable after one year	<u>2,385,483</u>
	<u>\$ 6,944,874</u>

Although the Government's Self-Insurance Fund is operated on a unitary basis, contributions for premiums, reserves and losses for coverage is divided between those applicable to the Government's Utilities and Communications Systems and those applicable to non-utility funds (funded primarily from General Fund revenues). These contributions are also reported as external transactions. The net position at October 31, 2015 is applicable to utility and non-utility activity as follows:

Net position:	
Utilities	\$ 1,493,747
Communications	(141,493)
Other	<u>(5,998,344)</u>
Total	<u>\$ (4,646,090)</u>

Each year, the Utilities and Communications Systems and those non-utility funds reimburse the Self-Insurance Fund based on the prior year actual losses.

Group Hospitalization Fund

During the fiscal year ending October 31, 1988, the City became self-insured for group hospitalization, at which time a Group Hospitalization Fund was established to account for claims, expenses, and administrative costs related to these self-insured and retained risks. Upon consolidation in September of 1996, the Parish employees were included in the program. The employer's and employees' portions of premiums are paid into the Group Hospitalization Fund and are available to pay claims and administrative costs. Excess risk or stop-loss coverage is used to limit retained risk where feasible and the cost of such coverage is also paid through the Group Hospitalization Fund. The stop-loss retention is limited to \$150,000 per person. The insurance policy provides an unlimited maximum benefit per person in excess of specific deductible per year.

As an internal service activity, the Group Hospitalization Fund is a proprietary fund in which liabilities are reported when it is probable that a loss has occurred and the amount of the loss can be reasonably estimated. Claim liabilities are based upon the estimated ultimate cost of settling the claims including specific, incremental claim adjustment expenses, salvage, and subrogation and considering the effects of inflation and recent claim settlement trends including frequency and amount of payouts and other economic and social factors. Liabilities include an amount for claims that have been incurred but not reported (IBNRs). The Government currently does not discount its claims liabilities.

LAFAYETTE CITY-PARISH CONSOLIDATED GOVERNMENT
Lafayette, Louisiana

Notes to the Basic Financial Statements (Continued)

Changes in the balances of claims liabilities (all due in one year) during the fiscal year ended October 31, 2015 is as follows:

Claims liability, beginning	\$ 1,436,049
Current year claims and changes in estimates	14,807,743
Claims paid	<u>(14,892,407)</u>
Claims liability, ending	<u>\$ 1,351,385</u>

Claims payable for group hospitalization of \$1,351,385 at October 31, 2015 was determined as follows:

1. Claims incurred prior to October 31, 2015 and paid subsequently:

Paid as of	Amount	
November 2015	\$ 896,365	
December 2015	<u>286,022</u>	\$ 1,182,387
2. Provision for claims incurred but not reported		<u>168,998</u>
Total claims payable		<u>\$ 1,351,385</u>

The provision for claims incurred but not reported of \$168,998 was calculated utilizing historical information adjusted for current trends.

(17) Commitments and Contingencies

A. Contingent Liabilities

The Government is a defendant in various lawsuits. Although the outcome of these lawsuits is not presently determinable, in the opinion of the Consolidated Government's attorneys, any judgments rendered in favor of the plaintiff or payments resulting from compromise settlements, if any, will be within the limits of the various insurance coverages carried by the Government or funded through its self-insurance program.

B. Grant Audits

The Government receives grants for specific purposes that are subject to review and audit by the agencies providing the funding. Such audits and reviews could result in expenses being disallowed under the terms and conditions of the grants. In the opinion of management, such disallowances, if any, would be immaterial.

C. Arbitrage Rebate

Section 148 of the Internal Revenue Code of 1986, as amended, requires that issuers of tax-exempt debt make arbitrage calculations annually on bonds issued after August 31, 1986 to determine whether an arbitrage rebate liability exists between the issuer and the U.S. Department of the Treasury. Arbitrage is the difference (or profit) earned from borrowing funds at tax-exempt rates and investing the proceeds in higher yielding taxable securities. Based upon arbitrage rebate calculations made as of October 31, 2015, it was determined that no liability existed at October 31, 2015.

LAFAYETTE CITY-PARISH CONSOLIDATED GOVERNMENT
Lafayette, Louisiana

Notes to the Basic Financial Statements (Continued)

D. Construction Commitments

At October 31, 2015, the Government had several uncompleted construction contracts. The remaining commitment on these contracts was \$27,073,999, of which \$21,812,744 was attributable to governmental activities and \$5,261,255 was attributable to business-type activities.

E. Purchase Commitments

On March 26, 2012, LPPA (Authority) and LEPA entered into a two-year contract with Arch Coal Sales Company, Inc. which expires on December 31, 2014. Effective December 4, 2013, the 2013 contract was extended through January 31, 2015 to carryover 44,235 tons at \$13 per ton. Effective April 14, 2014, the 2014 contract was extended through March 31, 2015 to carryover up to 150,000 tons at \$13.30 per ton. On January 21, 2015, the Authority and LEPA entered into a one year contract with Arch Coal Sales Company, Inc. to purchase 450,000 tons of coal at \$13 per ton, expiring on December 31, 2015. The Authority's share of the contract tonnage to be purchased is 268,318 tons. The terms of the contracts and annual quantities to be purchased are as follows:

The terms of the contracts and annual quantities to be purchased are as follows:

Calendar Year	Annual Quantity	Committed Cost	Purchase Commitment
2015	268,318	\$ 13.00	\$ 3,488,134

As of October 31, 2015, the Authority purchased 181,682 tons at \$13 per ton for a total cost of \$2,361,866 under the calendar year 2015 contract.

(18) Contract for Purchase of Power

On May 1, 1977, the City of Lafayette entered into a power sales contract with LPPA for purchase of all electric power and energy which is capable of generation from LPPA's 50% ownership interest in a fossil fuel steam electric generating plant near Boyce, Louisiana. The generating unit has a net generating capability of approximately 530 MW.

Under the terms of the power sales contract, which will terminate on April 30, 2017, the City makes monthly payments sufficient to cover: all debt service of LPPA (including debt service reserve requirements); the amount which LPPA is required under its bond resolution(s) to pay or set aside during such month into any other fund or account established by the bond resolutions including working capital funds; any payments which LPPA is required to make for the cost of renewals, replacements or preventive maintenance of the facility; and the costs of producing or delivering power and energy during such month (including general and administrative expenses, but excluding depreciation). Such payments will continue throughout the term of the contract whether or not the unit is operable or whether power or energy is being delivered to the City under the terms of the contract.

LAFAYETTE CITY-PARISH CONSOLIDATED GOVERNMENT
Lafayette, Louisiana

Notes to the Basic Financial Statements (Continued)

(19) Post Retirement Health Care Benefits

Plan Description: The Lafayette Consolidated Government's medical benefits are provided through insured programs and are made available to employees upon actual retirement. The plan is a single-employer defined benefit health care plan administered by the Government. The Government has the authority to establish and amend the benefit provisions of the plan. The plan does not issue a publicly available stand-alone financial report.

Employees are covered by seven different Retirement Systems: (1) Municipal Employees Retirement System (MERS), whose retirement eligibility (D.R.O.P. entry) provisions are as follows: 20 - 25 years of service at any age; or, age 60 and 10 years of service; (2) Parochial Employees Retirement System (PERS), whose retirement eligibility (D.R.O.P. entry) provisions are as follows: 30 years of service at any age; or, age 55 and 25 years of service; or, age 60 and 10 years of service; or, age 65 and 7 years of service; (3) Firefighters' Retirement System (FRS), whose retirement eligibility (D.R.O.P. entry) provisions are as follows: 25 years of service at any age; or, age 50 and 20 years of service; or, age 55 and 12 years of service; (4) Municipal Police Employees' Retirement System (MPERS), whose retirement eligibility (D.R.O.P. entry) provisions are as follows: 20 - 30 years of service at any age; or, age 55 and 20 years of service; or, age 55 and 12 years of service; (5) Louisiana State Employees' Retirement System (LASERS), whose retirement eligibility (D.R.O.P. entry) provisions are as follows: 20 - 30 years of service at any age; or, age 55 and 25 years of service; or, age 60 with 5 - 10 years of service; (6) Registrar of Voters (ROVERS), whose retirement eligibility (D.R.O.P. entry) provisions are as follows: 30 years of service at any age; or, age 55 and 20 years of service; or, age 60 with 10 years of service; (7) District Attorneys' Retirement System (DARS), whose retirement eligibility (D.R.O.P. entry) provisions are as follows: 30 years of service at any age; or, age 55 and 24 years of service; or, age 60 with 10 years of service. The plan provisions are contained in the official plan documents.

Contribution Rates: Employees do not contribute to their post employment benefits costs until they become retirees and begin receiving those benefits. The premiums of these benefits for retirees are paid, on a bi-weekly basis, jointly by the retiree (approximately 10 percent) and the Government (approximately 90 percent). Contribution rates are contained in the official plan documents.

Funding Policy: Prior to November 1, 2007, the Government recognized the cost of providing post-employment medical (the Government's portion of the retiree medical benefit premiums) as an expense when the benefit premiums were due and thus financed the cost of the post-employment benefits on a pay-as-you-go basis. Effective November 1, 2007, the Government implemented Codification Section P50, *Accounting and Financial Reporting by Employers for Post Employment Benefits Other than Pensions* (Codification Section P50). For the fiscal year ending October 31, 2015, the Government's portion of health care funding cost for retired employees totaled \$2,212,327. This amount was applied toward the Net OPEB Obligation as shown in the following table.

Annual Required Contribution: The Government's other postemployment benefit (OPEB) cost is calculated based on the annual required contribution of the employer (ARC), an amount actuarially determined in accordance with Codification Section P50. The ARC is the sum of the normal cost plus the contribution to amortize the unfunded actuarial liability (UAAL). A level-dollar, open amortization period of 30 years (the maximum amortization period allowed by Codification Section P50) has been used for the post-employment benefits.

LAFAYETTE CITY-PARISH CONSOLIDATED GOVERNMENT
Lafayette, Louisiana

Notes to the Basic Financial Statements (Continued)

The actuarially computed ARC is as follows:

Normal Cost	\$ 584,986
30-year UAL amortization amount	<u>1,414,364</u>
Annual required contribution	<u>\$ 1,999,350</u>

The following table shows the components of the Government's annual OPEB cost for the year, the amount contributed to the plan, and the changes in the Government's net OPEB obligation:

Annual required contribution	\$ 1,999,350
Interest on Net OPEB Obligation	142,262
ARC adjustment	<u>(205,675)</u>
Annual OPEB cost (expense)	1,935,937
Contributions made	-
Current year retiree premium	<u>(2,212,327)</u>
Change in net OPEB obligation	(276,390)
Net OPEB obligation - beginning of year	<u>3,556,538</u>
Net OPEB obligation - end of year	<u>\$ 3,280,148</u>

The Government's annual OPEB cost, the percentage of the annual OPEB cost contributed to the plan, and the net OPEB obligation as of 2013, 2014, and 2015 follows:

Fiscal Year Ended	Annual OPEB Cost	Percentage of Annual OPEB Cost Contributed	Net OPEB Obligation
10/31/2015	\$ 1,935,937	114.28%	\$ 3,280,148
10/31/2014	\$ 1,855,600	110.39%	\$ 3,556,538
10/31/2013	\$ 2,006,194	82.55%	\$ 3,749,389

Funded Status and Funding Progress: During the fiscal year ending October 31, 2015, the Government made no contributions to its post employment benefits plan. The plan was not funded, has no assets, and hence has a funded ratio of zero. Based on the November 1, 2013 actuarial valuation, the most recent valuation, the Actuarial Accrued Liability (AAL) at the end of the year October 31, 2014 was \$24,456,505, which is defined as that portion, as determined by a particular actuarial cost method (the Government used the Projected Unit Credit Cost Method), of the actuarial present value of post employment plan benefits and expenses which is not provided by normal cost.

LAFAYETTE CITY-PARISH CONSOLIDATED GOVERNMENT
Lafayette, Louisiana

Notes to the Basic Financial Statements (Continued)

The funded status of the plan as of November 1, 2014, was as follows:

Actuarial Accrued Liability (AAL)	\$ 25,434,765
Actuarial Value of Plan Assets	-
Unfunded Actuarial Accrued Liability (UAAL)	<u>\$ 25,434,765</u>
Funded Ratio (Act Val. Assets/AAL)	0.00%
Covered payroll (active plan members)	\$ 108,383,392
UAAL as a percentage of covered payroll	23.47%

The schedule of funding progress included in required supplementary information following the notes to the financial statements presents multi-year trend information that shows whether the actuarial value of plan assets is increasing or decreasing over time relative to the actuarial accrued liabilities for benefits.

Actuarial Methods and Assumptions: Actuarial valuations involve estimates of the value of reported amounts and assumptions about the probability of events far into the future. The actuarial valuation for post employment benefits includes estimates and assumptions regarding (1) turnover rate; (2) retirement rate; (3) health care cost trend rate; (4) mortality rate; (5) discount rate (investment return assumption); and (6) the period to which the costs apply (past, current, or future years of service by employees). Actuarially determined amounts are subject to continual revision as actual results are compared to past expectations and new estimates are made about the future.

Projections of benefits are based on the types of benefits provided under the terms of the substantive plan (the plan as understood by the Government and its employee plan members) and include the types of benefits at the time of each valuation and on the pattern of sharing of benefit costs between the Government and its plan members to that point. The projection of benefits for financial reporting purposes does not explicitly incorporate the potential effects of legal or contractual funding limitations on the pattern of cost sharing between the Government and plan members in the future. Consistent with the long-term perspective of actuarial calculations, the actuarial methods and assumptions used include techniques that are designed to reduce short-term volatility in actuarial liabilities and the actuarial value of assets.

Actuarial Cost Method: The ARC is determined using the Projected Unit Credit Cost Method. The employer portion of the cost for retiree medical care in each future year is determined by projecting the current cost levels using the healthcare cost trend rate and discounting this projected amount to the valuation date using the other described pertinent actuarial assumptions, including the investment return assumption (discount rate), mortality, and turnover.

Actuarial Value of Plan Assets: As of the valuation date, there are not any assets. It is anticipated that in future valuations, should funding take place, a smoothed market value consistent with Actuarial Standards Board ASOP 6, as provided in paragraph number 125 of Codification Section P50.

Turnover Rate: An age-related turnover scale based on actual experience has been used. The rates, when applied to the active employee census, produce an annual turnover of approximately 13.75%.

LAFAYETTE CITY-PARISH CONSOLIDATED GOVERNMENT
Lafayette, Louisiana

Notes to the Basic Financial Statements (Continued)

Post employment Benefit Plan Eligibility Requirements: It is assumed that entitlement to benefits will commence six years after earliest eligibility to enter the D.R.O.P. as described above under the heading "Plan Description". This consists of three to five years in D.R.O.P. in combination with an additional one to three years delay. Medical benefits are provided to employees upon actual retirement.

Investment Return Assumption (Discount Rate): Codification Section P50 states that the investment return assumption should be the estimated long-term investment yield on the investments that are expected to be used to finance the payment of benefits. Based on the assumption that the ARC will not be funded, a 4% annual investment return has been used in this valuation.

Health Care Cost Trend Rate: The expected rate of increase in medical cost is based on projections performed by the Office of the Actuary at the Centers for Medicare & Medicaid Services as published in National Health Care Expenditures Projections: 2003 to 2013, Table 3: National Health Expenditures, Aggregate and per Capita Amounts, Percent Distribution and Average Annual Percent Change by Source of Funds: Selected Calendar Years 1990-2013, released in January, 2004 by the Health Care Financing Administration (www.cms.hhs.gov). "State and Local" rates for 2008 through 2014 from this report were used, with rates beyond 2014 graduated down to an ultimate annual rate of 5.0% for 2016 and later.

Mortality Rate: The 1994 Group Annuity Reserving (94GAR) table, projected to 2002, based on a fixed blend of 50% of the unloaded male mortality rate and 50% of the unloaded female mortality rates, was used. This is a published mortality table which was designed to be used in determining the value of accrued benefits in defined benefit pension plans.

Method of Determining Value of Benefits: The "value of benefits" has been assumed to be the portion of the premium after retirement date expected to be paid by the employer for each retiree and has been used as the basis for calculating the actuarial present value of OPEB benefits to be paid. The medical rates provided are "blended" rates for active and retired. Since "unblended" rates are required by Codification Section P50 for valuation purposes, we have estimated the unblended retiree rates for pre-Medicare eligibility as being 130% of the blended rates. Coverage is provided for retirees only, not dependents, and ceases after Medicare eligibility.

Post-retirement Benefit Increases: The plan benefit provisions in effect for retirees as of the valuation date have been used and it has been assumed for valuation purposes that there will not be any changes in the future.

Inflation Rate: Included in both the investment return assumption and the healthcare cost trend rates above is an implicit inflation assumption of 2.50% annually.

Projected Salary Increases: This assumption is not applicable since neither the benefit structure nor the valuation methodology involves salaries.

LAFAYETTE CITY-PARISH CONSOLIDATED GOVERNMENT
Lafayette, Louisiana

Notes to the Basic Financial Statements (Continued)

(20) Employee Retirement Systems

The Government participates in seven cost-sharing defined benefit plans, each administered by separate public employee retirement systems. Article X, Section 29(F) of the Louisiana Constitution of 1974 assigns the authority to establish and amend benefit provisions of all plans administered by these public employee retirement systems to the State Legislature. These plans are not closed to new entrants. Substantially all Government employees participate in one of the following retirement systems:

Plan Descriptions:

Municipal Employees' Retirement System (MERS) provides retirement, disability, and survivor benefits to eligible employees and their beneficiaries as defined in LRS 11:1731 and 11:1781. The Government participates in Plan A.

Parochial Employees' Retirement System (PERS) provides retirement, disability, and survivor benefits to eligible employees and their beneficiaries as defined in LRS 11:1901 and 11:1941. The Government participates in Plan A.

State of Louisiana - Municipal Police Employees' Retirement System (MPERS) provides retirement, disability, and survivor benefits to eligible employees and their beneficiaries as defined in LRS 11:2211 and 11:2220.

State of Louisiana – Firefighters' Retirement System (FRS) provides retirement, disability, and survivor benefits to eligible employees and their beneficiaries as defined in LRS 11:2251-2254 and 11:2256.

Louisiana State Employees' Retirement System (LASERS) provides retirement, disability, and survivor benefits to eligible state employees and their beneficiaries as defined in the Louisiana Revised Statutes. The age and years of creditable service required in order for a member to receive retirement benefits are established by LRS 11:441 and vary depending on the member's hire date, employer and job classification.

District Attorneys' Retirement System (DARS) provides retirement, disability, and survivor benefits to district attorneys, assistant district attorneys, and employees of the Louisiana District Attorneys' Association and their beneficiaries as defined in the Louisiana Revised Statutes. Eligibility for retirement benefits and the computation of retirement benefits are defined in LRS 11:1632-1633.

Registrar of Voters Employees' Retirement System (ROVERS) provides retirement, disability, and survivor benefits to eligible registrars of voters in each parish, their deputies, their permanent employees, and their beneficiaries as defined in the Louisiana Revised Statutes. Eligibility for retirement benefits and the computation of retirement benefits are defined in LRS 11:2071-2072.

The systems' financial statements are prepared using the accrual basis of accounting. Employer and employee contributions are recognized in the period in which the employee is compensated for services performed. Benefits and refunds are recognized when due and payable in accordance with the terms of each plan. Interest income is recognized when earned. Ad valorem taxes and revenue sharing monies are recognized in the year collected by the tax collector.

LAFAYETTE CITY-PARISH CONSOLIDATED GOVERNMENT
Lafayette, Louisiana

Notes to the Basic Financial Statements (Continued)

A brief summary of eligibility and benefits of the plans are provided in the following table:

	MERS	MPERS	FRS	PERS
Final average salary	Final average compensation	Highest 36 months or 60 months ²	Highest 36 months	Final average compensation
Years of service required and/or age eligible for benefits	25 years of any age 10 years age 60 20 years any age ¹	25 years of any age 20 years age 55 12 years age 55 20 years any age ¹ 30 years any age ³ 25 years age 55 ³ 10 years age 60 ³	25 years of any age 20 years age 50 12 years age 55	30 years of any age 25 years age 55 ⁵ 10 years age 60 ⁵ 7 years age 65 ⁵
Benefit percent per years of service	3.00%	2.50 - 3.33% ⁴	3.33%	3.00%
		LASERS	ROVERS	DARS
Final average salary		Highest 36 months or 60 months ⁶	Highest 60 months	Final average compensation
Years of service required and/or age eligible for benefits		30 years of any age 25 years age 55 20 years of any age ¹ 5-10 years age 60 ⁷	30 years of any age 20 years age 55 ⁹ 10 years age 60 ⁹	30 years of any age 24 years age 55 ¹¹ 10 years age 60 ¹¹
Benefit percent per years of service		2.5% - 3.5% ⁸	3.0% - 3.33% ¹⁰	3.0% - 3.5% ¹¹

¹ With actuarial reduced benefits

² Membership commencing January 1, 2013

³ Under non hazardous duty sub plan commencing January 1, 2013

⁴ Membership commencing January 1, 2013 non hazardous duty plan 2.5%, hazardous duty plan 3.0%, membership prior to January 1, 2013 3.33%.

⁵ Employees hired after January 1, 2007: 30 years age 55, 10 years age 62, 7 years age 67

⁶ Employees hired after a certain date use the revised benefit calculation based on the highest 60 months

⁷ Five to ten years of creditable service at age 60 depending upon the plan or when hired

⁸ Members in regular plan 2.5%, hazardous duty plan 3.33%, and judges 3.5%

⁹ After 12/31/2013 age eligibility is 30 years at 55, 20 years at 60, and 10 years at age 62

¹⁰ Benefit percent varies depending on hire date

¹¹ Joined plan after July 1, 1990

LAFAYETTE CITY-PARISH CONSOLIDATED GOVERNMENT
Lafayette, Louisiana

Notes to the Basic Financial Statements (Continued)

Contributions

Article X, Section 29(E)(2)(a) of the Louisiana Constitution of 1974 assigns the Legislature the authority to determine employee contributions. Employer contributions are actuarially determined using statutorily established methods on an annual basis and are constitutionally required to cover the employer's portion of the normal cost and provide for the amortization of the unfunded accrued liability. Employer contributions are adopted by the Legislature annually upon recommendation of the Public Retirement Systems' Actuarial Committee. In addition, MERS, PERS, DARS, And ROVERS receive a percentage of ad valorem taxes collected by parishes. These entities are not participating employers in the pension systems and are considered to be nonemployer contributing entities. Contributions of employees, employers, and non-employer contributing entities effective for the year ended October 31, 2015 for the defined benefit pension plans in which the primary government is a participating employer were as follows:

Plan	Active Member Contribution Percentage	Employer Contribution Percentage	Amount from Nonemployer Contributing Entities	Amount of Government Contributions
MERS	9.50%	19.75%	\$ 981,421	\$ 5,639,211
MPERS	10.00%	31.50%	959,653	4,565,299
FRS	10.00%	29.25%	1,329,312	3,474,961
PERS	9.50%	14.50%	432,149	5,161,225
LASERS	11.50%	38.10%	-	81,170
ROVERS	7.00%	22.50%	22,243	25,660
DARS	8.00%	3.50%	144,410	60,592

Net Pension Liability

The Government's net pension liability at October 31, 2015 is comprised of its proportionate share of the net pension liability relating to each of the cost-sharing plans in which the Government is a participating employer. The Government's net pension liability for each plan was measured as of the plan's measurement date (June 30, 2015 for all plans except PERS and December 31, 2014 for PERS) and the total pension liability used to calculate the net pension liability was determined by an actuarial valuation as of that date. The Government's proportionate share of the net pension liability for each of the plans in which it participates was based on the Government's required contributions in proportion to total required contributions for all employers.

LAFAYETTE CITY-PARISH CONSOLIDATED GOVERNMENT
Lafayette, Louisiana

Notes to the Basic Financial Statements (Continued)

As of the most recent measurement date, the Government's proportion for each plan and the change in proportion from the prior measurement date were as follows:

Plan	Proportionate Share of Net Pension Liability	Proportionate Share (%) of Net Pension Liability	Increase/(Decrease) from Prior Measurement Date
MERS	\$ 59,043,816	16.528899%	0.696617%
MPERS	42,464,273	5.420541%	0.205066%
FRS	29,987,911	5.556288%	0.464759%
PERS	1,655,459	6.054898%	-0.258537%
LASERS	727,421	0.010700%	-0.000180%
ROVERS	200,104	0.817071%	-0.002907%
DARS	93,554	1.736819%	0.031352%
Total	<u>\$ 134,172,538</u>		

Since the measurement date of the net pension liability was June 30, 2015 (December 31, 2014 for PERS), the net pension liability is based upon fiduciary net position for each of the plans as of those dates. Detailed information about each pension plan's assets, deferred outflows, deferred inflows, and fiduciary net position that was used in the measurement of the Government's net pension liability is available in the separately issued plan financial reports for those fiscal years. The financial report for each plan may be accessed on their website as follows:

MERS	- http://www.mersla.com/	LASERS	- http://www.lasonline.org/
MPERS	- http://lampers.org/	ROVERS	- http://www.larovers.com/
FRS	- http://www.lafirefightersret.com/	DARS	- http://ladars.org/
PERS	- http://www.persla.org/		

Actuarial Assumptions

The following table provides information concerning actuarial assumptions used in the determination of the total pension liability for each of the defined benefit plans in which the primary government is a participating employer:

	MERS	MPERS	FRS	PERS
Date of experience study on which significant assumptions are based	7/1/2009 - 6/30/2014	7/1/2010 - 6/30/2014	7/1/2009 - 6/30/2014	1/1/2006 - 12/31/2010
Expected remaining service lives	3	4	7	4
Inflation Rate	2.875%	2.875%	2.875%	3.00%
Projected salary increases	5.0%	4.25% - 9.75%	4.75% - 15.0%	2.75%
Projected benefit changes including COLAs	None	None	None	None
Source of mortality assumptions	(1), (2), (3)	(3), (4), (5)	(3), (6)	(1), (3), (5)

LAFAYETTE CITY-PARISH CONSOLIDATED GOVERNMENT
Lafayette, Louisiana

Notes to the Basic Financial Statements (Continued)

	<u>LASERS</u>	<u>ROVERS</u>	<u>DARS</u>
Date of experience study on which significant assumptions are based	2009 - 2013	7/1/2009 - 6/30/2014	7/1/2009 - 6/30/2014
Expected remaining service lives	3	4	6
Inflation Rate	3.0%	2.5%	2.5%
Projected salary increases	4.0% - 14.5%	3.5%	3.0%
Projected benefit changes including COLAs	None	None	None
Source of mortality assumptions	(7), (8)	(3), (9), (10)	(3), (11)

- (1) RP-2000 Employee Table for active members set back 2 years for males and females
- (2) RP-2000 Healthy Annuitant Table set forward 2 years and projected to 2028 for males using Scale AA for males and set forward 1 year and projected to 2028 using Scale AA for females
- (3) RP-2000 Disabled Lives Mortality Table for disabled annuitants set back 5 years for males and 3 years for females
- (4) RP-2000 Sex Distinct Employee Table set back 4 years for males and set back 3 years for females
- (5) RP-2000 Combined Healthy with Blue Collar Adjustment Sex Distinct Table Projected to 2029 for males using Scale AA and set back 1 year and Projected to 2029 for females using Scale AA
- (6) RP-2000 Combined Healthy with Blue Collar Adjustment Sex Distinct Table Projected to 2031
- (7) RP-2000 Combined Healthy Mortality Table with mortality improvement projected to 2015
- (8) RP-2000 Disabled Retiree Mortality Table with no projection for mortality improvement
- (9) RP-2000 Healthy Annuitant Table set forward 1 year and projected to 2030 for males and projected to 2030 for females with no set forward
- (10) RP-2000 Employee Table for active members set back 4 years for males and set back 3 years females
- (11) RP-2000 Combined Healthy with Blue Collar Adjustment Sex Distinct Table Projected to 2032 for males using Scale AA and set back 1 year and Projected to 2032 for females using Scale AA

LAFAYETTE CITY-PARISH CONSOLIDATED GOVERNMENT
Lafayette, Louisiana

Notes to the Basic Financial Statements (Continued)

Cost of Living Adjustments

The pension plans in which the Government participates have the authority to grant cost-of-living adjustments (COLAs) on an ad hoc basis. COLAs may be granted to the state system (LASERS) if approved with a two-thirds vote of both houses of the Legislature, provided the plan meets certain statutory criteria related to the funded status and interest earnings.

Pursuant to LRS 11:242(B), the power of the Board of Trustees of the statewide systems (MERS, MPERS, FRS, PERS, ROVERS, and DARS) to grant a COLA is effective in calendar years that the legislature fails to grant a COLA, unless in the legislation granting a COLA, the legislature authorizes the Board of Trustees to provide an additional COLA. The authority to grant a COLA by the Board is subject to the funded status and interest earnings. The effects of the benefit changes made as a result of the COLAs is included in the measurement of the total pension liability as of the measurement date at which the ad hoc COLA was granted and the amount is known and reasonably estimable.

Discount Rate

The discount rates used to measure the Government's total pension liability for each plan and the significant assumptions used in the determination of the discount rate for each plan are as follows:

	<u>MERS</u>	<u>MPERS</u>	<u>FRS</u>	<u>PERS</u>	<u>LASERS</u>	<u>ROVERS</u>	<u>DARS</u>
Discount rate	7.50%	7.50%	7.50%	7.25%	7.75%	7.0%	7.0%
Change in discount rate from prior valuation	(0.25%)	-	-	-	-	(0.50%)	(0.25%)
Plan cash flow assumptions	(1)	(1)	(1)	(1)	(1)	(1)	(1)
Rates incorporated in the Discount Rate:							
Long-term Rate of Return	7.50%	7.50%	7.50%	7.25%	7.75%	7.00%	7.50%
Periods applied	All	All	All	All	All	All	All
Municipal Bond Rate	N/A	N/A	N/A	N/A	N/A	N/A	N/A

***Plan Cash Flow Assumptions:**

- 1) Plan member contributions will be made at the current contributions rates and sponsor contributions will be made at the actuarially determined rates.

LAFAYETTE CITY-PARISH CONSOLIDATED GOVERNMENT
Lafayette, Louisiana

Notes to the Basic Financial Statements (Continued)

The discount rates used to measure the Government's total pension liability for each plan is equal to the long-term expected rate of return on pension plan investments that are expected to be used to finance the payment of benefits. For MERS, MPERS, FRS, LASERS, DARS, and ROVERS, the long-term expected rate of return for each plan was determined using a building-block method in which best-estimate ranges of expected future real rates of return (expected returns, net of pension plan investment expenses and inflation) are developed for each major asset class. These ranges are combined to produce the long-term expected rate of return by weighting the expected future real rates of return by the target asset allocation percentage and by adding expected inflation and an adjustment for the effect of rebalancing/diversification. For PERS the rate was determined using a triangulation method which integrated the Capital Asset Pricing Model (CAPM), a treasury yield curve approach and an equity building block model. Risk return and correlation are projected on a forward looking basis in equilibrium, in which best-estimates of expected future real rates of return are developed for each major asset class. These rates are combined to produce the long-term expected rate of return by weighting the expected future real rates of return by the target asset allocation percentage and by adding expected inflation and an adjustment for the effect of rebalancing/diversification.

The target allocation and best estimates of arithmetic/geometric real rates of return for each major asset class are summarized for each plan in the following tables:

Asset Class	MERS*		MPERS*		FRS*		PERS*	
	Target Allocation	Long-term Expected Real Rate of Return	Target Allocation	Long-term Expected Real Rate of Return	Target Allocation	Long-term Expected Real Rate of Return	Target Allocation	Long-term Expected Real Rate of Return
Fixed Income	15%	0.89%	20%	0.46%	24%	1.84%	34%	1.30%
Equities	50%	2.95%	52%	3.47%	51%	6.50%	51%	3.55%
Alternative Investments	35%	2.06%	23%	1.15%	15%	6.96%	12%	0.77%
Other	-	-	5%	0.20%	10%	4.36%	-	-
Real Assets	-	-	-	-	-	-	3%	0.19%
Total	<u>100%</u>		<u>100%</u>		<u>100%</u>		<u>100%</u>	

LAFAYETTE CITY-PARISH CONSOLIDATED GOVERNMENT
Lafayette, Louisiana

Notes to the Basic Financial Statements (Continued)

Asset Class	LASERS**		ROVERS*		DARS*	
	Target Allocation	Long-term Expected Rate of Return	Target Allocation	Long-term Expected Rate of Return	Target Allocation	Long-term Expected Rate of Return
Fixed Income	-	-	-	-	40%	1.10%
Domestic Fixed Income	10%	2.24%	23%	0.57%	-	-
International Fixed Income	2%	3.64%	12%	0.42%	-	-
Equities	-	-	-	-	50%	6.30%
Domestic Equity	27%	4.56%	43%	3.23%	-	-
International Equity	30%	5.67%	17%	1.44%	-	-
Global Tactical Asset Allocation	7%	3.70%	-	-	-	-
Alternative Investments	24%	7.82%	5%	0.23%	10%	5.25%
Total	<u>100%</u>		<u>100%</u>		<u>100%</u>	

*Arithmetic real rates of return

**Geometric real rates of return

Pension Expense and Deferred Outflows of Resources and Deferred Inflows of Resources Related to Pensions:

Changes in the net pension liability may either be reported in pension expense in the year the change occurred or recognized as a deferred outflow of resources or a deferred inflow of resources in the year the change occurred and amortized into pension expense over a number of years. For the year ended October 31, 2015, the Government recognized \$23,493,501 in pension expense related to all defined benefit plans in which it participates. MERS, PERS, DARS, and ROVERS recognized revenues in the amount of \$3,284,320 in ad valorem taxed collected from non-employee contributing entities.

LAFAYETTE CITY-PARISH CONSOLIDATED GOVERNMENT
Lafayette, Louisiana

Notes to the Basic Financial Statements (Continued)

At October 31, 2015, the Government reported deferred outflows of resources and deferred inflows of resources related to pensions from the following sources:

	Deferred Outflows of Resources	Deferred Inflow of Resources
Differences between expected and actual experience	\$ 972	\$ 5,494,627
Changes of assumptions	9,112,685	122,512
Net difference between projected and actual earnings on pension plan investments	14,173,194	848,700
Change in proportion and differences between employer contributions and proportionate share of contributions	7,220,699	242,518
Employer contributions subsequent to the measurement date	9,015,677	-
Total	\$ 39,523,227	\$ 6,708,357

Deferred outflows of resources of \$9,015,677 resulting from the employer contributions subsequent to the measurement date will be recognized as a reduction of the net pension liability during the year ending October 31, 2016. Amounts reported as deferred outflows of resources and deferred inflows of resources related to pensions to be recognized in pension expense are as follows:

Year Ended October 31	Net Amount Recognized in Pension Expense
2016	\$ 6,727,131
2017	6,847,738
2018	3,798,804
2019	6,090,389
2020	91,224
Thereafter	243,907
	\$ 23,799,193

Sensitivity of the Government's Proportional Share of the Net Pension Liabilities to Changes in the Discount Rate:

The following presents the Government's proportionate shares of the net pension liabilities of the plans, calculated using their respective discount rates, as well as what the Government's proportionate shares of the net pension liabilities would be if they were calculated using a discount rate that is one percentage point lower or one percentage point higher than the current rate:

LAFAYETTE CITY-PARISH CONSOLIDATED GOVERNMENT
Lafayette, Louisiana

Notes to the Basic Financial Statements (Continued)

Plan	Current Discount Rate	Net Pension Liability		
		1% Decrease	Current Discount Rate	1% Increase
MERS	7.50%	\$ 77,270,355	\$ 59,043,816	\$ 43,514,545
MPERS	7.50%	59,041,922	42,464,273	28,572,490
FRS	7.50%	42,540,804	29,987,911	19,435,888
PERS	7.25%	23,932,093	1,655,459	(17,219,322)
LASERS	7.75%	918,163	727,421	565,435
ROVERS	7.00%	288,091	200,104	124,320
DARS	7.25%	857,213	93,554	(554,930)
Total		<u>\$ 204,848,641</u>	<u>\$ 134,172,538</u>	<u>\$ 74,438,426</u>

(21) On-Behalf Payments for Salaries and Benefits

GASB Statement No. 24, *Accounting and Financial Reporting For Certain Grants and Other Financial Assistance* requires the Government to report and disclose in the financial statements on-behalf salary and fringe benefit payments made by the State of Louisiana to certain groups of Government employees.

Supplementary salary payments are made by the state directly to certain groups of employees. The Government is not legally responsible for these salaries. Therefore, the basis for recognizing the revenue and expenditure payments is the actual contribution made by the state. For the fiscal year ended October 31, 2015, the state paid supplemental salaries in the amount of \$2,837,838 to city marshal, fire, and law enforcement employees. The payments are recorded as intergovernmental revenue and public safety expenses/expenditures in the GAAP basis government-wide and General Fund financial statements.

(22) Environmental Liabilities and Regulations

A. LUS

The site upon which the City's first power generation plant was once located has been identified as containing environmental contamination. In 1979, the City built an electrical substation on the site after the 80 year old generation plant was destroyed by fire. While performing electrical upgrades to the substation in 1991, the City discovered traces of petroleum products and began an investigation as to the source of the contaminants and the extent of contamination. As a result of extensive testing on the substation site and adjacent properties, it appears that the source of the contamination is likely to have been caused from underground storage tanks which once contained fuel oil and diesel fuel used in the generation of electrical power by the former utility plant.

The City currently is working with the Louisiana Department of Environmental Quality (LaDEQ) to determine what, if any, further remediation or testing at the site will be required. LaDEQ's Risk Evaluation and Corrective Action Program or "RECAP" now governs the remediation that may be required. While all investigations performed in the past were done with the approval of the LaDEQ, the RECAP regulations require testing and analyses not required during the initial investigations. The City is in the process of performing the required additional investigations at the site. The LaDEQ continues to be involved with all aspects of the project. Approval will be obtained from the LaDEQ prior to any additional investigation.

LAFAYETTE CITY-PARISH CONSOLIDATED GOVERNMENT
Lafayette, Louisiana

Notes to the Basic Financial Statements (Continued)

Based on information currently available, it appears that the site will require some minimal remediation and future monitoring. Costs for those tasks are estimated at \$20,000 and are accrued in the Utilities System Fund at October 31, 2015.

B. LPPA

The Authority is subject to federal, state and local laws and regulations governing the protection of the environment. Violations of these laws and regulations may result in substantial fines and penalties. The Authority has obtained the environmental permits necessary for its operation, and management believes the Authority is in compliance in all material respects with these permits, as well as all applicable environmental laws and regulations. Environmental requirements affecting electric power generation facilities are complex, change frequently, and have become more stringent over time as a result of new legislation, administrative actions, and judicial interpretations. Therefore, the capital costs and other expenditures necessary to comply with existing and new environmental requirements are difficult to determine.

The Environmental Protection Agency (EPA) has proposed and adopted rules under the authority of the Clean Air Act (CAA) relevant to the emissions of sulfur dioxide (SO₂) and nitrogen oxide (NO_x) from the Authority's generating units. The CAA established the Acid Rain Program to address the effects of acid rain and imposed restriction on SO₂ emissions from certain generating units. The CAA requires these generating units to possess a regulatory "allowance" for each ton of SO₂ emitted beginning in the year 2000. The EPA allocates a set number of allowances to each affected unit based on its historic emissions. The Authority has sufficient allowances for operations and expects to have sufficient allowances in the future under the Acid Rain Program.

On July 6, 2011, the EPA finalized a rule titled "Federal Implementation Plans to Reduce Interstate Transport of Fine Particulate Matter and Ozone" that became known as Cross-State Air Pollution Rule (CSAPR). CSAPR imposes significant reductions in SO₂ and NO_x emissions from electric generating units (EGUs) that cross state lines. Under CSAPR, the EPA would set total emissions limits for each state allowing limited interstate (and unlimited intrastate trading) of emission allowances among power plants to comply with these limits beginning January 1, 2012. Specifically for Louisiana, CSAPR would limit NO_x emissions for the ozone season, consisting of the months of May through September.

On December 30, 2011, the D. C. Circuit Court of Appeals issued an order staying implementation of CSAPR. The Court further ordered that the Clean Air Interstate Rule (CAIR), a predecessor rule to CSAPR, remain in place while CSAPR is stayed. On April 29, 2014, the U.S. Supreme Court issued an opinion reversing an August 21, 2012 D. C. Court decision that vacated CSAPR. On October 23, 2014, the D. C. granted EPA's request to lift the CSAPR stay and toll the CSAPR compliance deadlines by three years. CSAPR Phase I implementation became effective January 1, 2015 with Phase 2 beginning in 2017. EPA proposed CSAPR Update Rule on November 20, 2015 to address interstate transport of air pollution under the 2008 National Ambient Air Quality Standard (NAAQS). The proposal is to reduce the NO_x emissions for Phase 2 effective in 2017. On December 3, 2015, EPA published the proposed update to CSAPR for NAAQS. The Authority filed comments to EPA by deadline of February 2, 2016.

LAFAYETTE CITY-PARISH CONSOLIDATED GOVERNMENT
Lafayette, Louisiana

Notes to the Basic Financial Statements (Continued)

The EPA also has adopted rules under Section 112 of the CAA governing the emissions of mercury and other hazardous air pollutants from certain Electric Generating units (EGUs). The EPA established maximum achievable control technology (MACT) standards for coal-fired EGUs in late 2011, and signed a final rule setting forth national emissions standards for hazardous air pollutants from coal and oil-fired electric utility steam generating units on December 16, 2011. The final rule is now known as Mercury & Air Toxic Standards (MATS). MATS require affected EGUs to meet specific numeric emission standards and work practice standards to address hazardous air pollutants. On December 15, 2015, the U.S. Court of Appeals for the D.C. Circuit issued the order remanding the MATS rule with vacatur. The court expects EPA to provide a response to the issue raised by the Supreme Court on the relevance of cost MATS will incur on or before April 15, 2016, with a possible one year extension implementation period for industry.

In order to comply with these regulations, the Authority's 50% share of costs is approximately \$74,600,000. Compliance with CSAPR was completed during the 2012-2013 fiscal year at a cost of \$5,500,000. Environmental upgrades for compliance with MATS were completed at the beginning of 2015 at a cost of \$67,400,000. Funding was obtained through existing funds and the issuance of \$74,600,000 Series 2012 Electric Revenue Bonds.

On June 2, 2014, EPA released the rule under Section 111(d) of the Clean Air Act, known as the Clean Power Plan (CPP) which proposed guidelines for Carbon Dioxide (CO₂) emissions from existing fossil fuel-fired power plants. The rule would "set state-specific goals" for CO₂ emissions from the power sector, in addition to developing plan to achieve the state-specific goals. EPA finalized the CPP on August 3, 2015. The U.S. Supreme Court issued a stay of the implementation on February 9, 2016.

(23) Flow of Funds: Restrictions on Use - Utility Revenues

Under the terms of various bond indentures on outstanding Utilities Revenue Bonds for acquiring and constructing extensions and improvements to the Utilities System, all income and revenues (2015 collections \$229,579,351) of the Utilities System are pledged and dedicated to the retirement of the bonds with outstanding principal and interest balances in the amount of \$226,365,000 and \$101,105,348, respectively. All revenues are to be deposited in funds as indicated below.

All revenue, except income received from the sale of capital assets and charges between divisions of the Utilities System, shall be deposited daily into a Receipts Fund. Out of the Receipts Fund, there shall be transferred to an Operating Fund from time to time as needed during each sinking fund year amounts sufficient to provide for the payment of costs of operation and maintenance.

After meeting the requirements of the Operating Fund, the monies in the Receipts Fund shall be transferred to the Sinking Fund in amounts sufficient to pay promptly and fully the principal of, premium, if any, and the interest on the outstanding revenue bonds as they become due and payable whether by maturity or mandatory call. Appropriate amounts shall also be placed in the Sinking Fund to allow for the payment of the charges of the paying agent. On or before the day before the interest payment date, sufficient funds to make the payment of the principal and/or interest owed on the obligations, as of that interest payment date, shall be deposited with the paying agent.

LAFAYETTE CITY-PARISH CONSOLIDATED GOVERNMENT
Lafayette, Louisiana

Notes to the Basic Financial Statements (Continued)

After meeting the requirements of the Operating and Sinking Funds, monies in the Receipts Fund are transferred to the Reserve Fund to satisfy the reserve requirements for reserve secured bonds. Amounts in the Reserve Fund are used solely for the purposes of curing deficiencies in the Sinking Fund for the payment when due of the principal of, premium, if any, and interest on the reserve secured bonds.

After meeting the requirements of the Reserve Fund, the monies in the Receipts Fund shall be deposited in the Capital Additions Fund. The monies in the Capital Additions Fund shall be used for the payment of principal and redemption price of and interest on obligations when due at any time monies are not available. It shall also be used to make the in lieu of tax payment to the City General Fund. The remaining money in the Capital Additions Fund may be used for (1) paying capital costs, (2) creation of a rate stabilization account to provide for temporary loss of revenue, (3) payment of subordinated indebtedness and subordinated contract obligations, (4) purchase of outstanding obligations, or (5) making any payment or investment for any lawful purpose.

(24) Flow of Funds: Restrictions on Use – Communications Revenues

Under the terms of the ordinance authorizing and providing for the issuance of Communications System Revenue Bonds to construct a fiber optic infrastructure, all income and revenues (2015 collections \$33,811,835) of the Communications System are pledged and dedicated to the retirement of the bonds with outstanding principal and interest balances in the amount of \$106,195,000 and \$52,904,990, respectively. All revenues are to be deposited in accounts as indicated below.

All revenue, except income received from the sale of capital assets and proceeds from the issuance of bonds shall be deposited daily into a Receipts Account. Out of the Receipts Account, after the application of bond proceeds deposited for working capital have been exhausted, there shall be transferred to an Operating Account from time to time as needed during each debt service account year amounts sufficient to provide for the payment of costs of operation and maintenance.

After meeting the requirements of the Operating Account and after the capitalized interest deposited into the Debt Service Account has been exhausted, the monies in the Receipts Account shall be transferred to the Debt Service Account in amounts equal to 1/6 of the next semiannual interest payment due and 1/12 of the next principal payment due on or before the 20th day of each month. On or before the 21st day of the month preceding each interest payment date, sufficient funds to make the payment of the principal and/or interest owed on the obligations, as of that interest payment date, shall be deposited with the paying agent.

After meeting the requirements of the Operating and Debt Service Sinking Accounts, monies in the Receipts Account are transferred to the Reserve Account to satisfy the reserve requirements for reserve secured bonds. Amounts in the Reserve Account are used solely for the purposes of curing deficiencies in the Sinking Account for the payment when due of the principal of, premium, if any, and interest on the reserve secured bonds.

After meeting the requirements of the Reserve Account, the monies in the Receipts Account shall be deposited in the Capital Additions Account. The monies in the Capital Additions Account shall be used for the payment of principal and redemption price of and interest on obligations when due at any time monies are not available. The remaining money in the Capital Addition Account may be used for: (1) paying capital costs, (2) payment of subordinated indebtedness and subordinated contract obligations, (3) purchase of outstanding obligations, or (4) making any payment or investment for any lawful purpose.

LAFAYETTE CITY-PARISH CONSOLIDATED GOVERNMENT
Lafayette, Louisiana

Notes to the Basic Financial Statements (Continued)

(25) Flow of Funds: Restrictions on Use - LPPA

Under the terms of the ordinance authorizing and providing for the issuance of electric revenue bonds to finance the acquisition of an ownership interest in a fossil fuel steam electric generating plant and for other purposes relating thereto, the bonds are special obligations payable solely from and secured by the revenues and other funds including bond proceeds. All income and revenues (2015 collections \$51,723,772) of LPPA are pledged and dedicated to the retirement of the bonds with outstanding principal and interest balances in the amount of \$87,625,000 and \$44,974,882, respectively. Such revenues consist of all income, fees, charges, receipts, profits, and other monies derived from its ownership and operation of the fossil fuel steam electric generating plant, other than certain money derived during the period of construction. Monies in the revenue fund shall first be applied to the payment of operating expenses of the plant. Monies in the revenue fund shall then be deposited into the bond fund to pay principal and premium, if any, and interest on all bonds as they become due and payable; and then applied to maintain in the bond fund reserve account an amount equal to the maximum annual debt service requirements on all bonds. After making the required payments into the operating account and bond fund, there shall be paid out of the revenue fund into the reserve and contingency fund an amount equal to \$1,500,000 or such greater amount as may be determined by the consulting engineer, provided that there shall not be required to be paid therein during any month an amount in excess of 25% of the amounts required to be paid during such month to the bond fund. If on any October 31st following the date of commercial operation, the monies credited (or to be credited as of such date) to the revenue fund shall exceed the required amount of working capital for the operation of the plant, the amount of such excess shall be applied (1) to reduce monthly power costs to the Government under the power sales contract, (2) to pay the cost of making repairs, renewals and replacements, additions, betterments and improvements to and extensions of the plant operations, (3) to the purchase or redemption of bonds, (4) to any other purpose in connection with the plant operation, or (5) to any other lawful purpose, including the payment of subordinated indebtedness.

The Fuel Cost Stability Fund was established to allow level billings to the retail customer when the generating plant is out of service for a period of seven days or more. In those instances, a credit may be applied to the monthly power bill to the Government. When the unit has been returned to operation, the funds which were applied as a credit are recovered by application of a surcharge to restore the fund balance over a reasonable period of time.

(26) Dedication of Proceeds and Flow of Funds - Sales and Use Taxes

City of Lafayette

- A. Proceeds of the 1961 1% sales and use tax levied by the City of Lafayette (2015 collections \$44,427,966) are dedicated to the following purposes:
1. Capital improvements (as more fully described in the tax proposition) for streets, sidewalks and bridges; drains, drainage canals and sub-surface drainage; fire department stations and equipment; police department stations and equipment; garbage disposal and health and sanitation equipment and facilities; public buildings; public parks and recreational facilities and equipment; civil defense; and any other work of permanent public improvement, title to which shall be in the public.
 2. Supplementing the revenues of the City General Fund, after providing for debt service on outstanding bonds, provided that such an amount cannot exceed 35% of the annual sales tax revenues.

LAFAYETTE CITY-PARISH CONSOLIDATED GOVERNMENT
Lafayette, Louisiana

Notes to the Basic Financial Statements (Continued)

Proceeds of the tax have been pledged and dedicated to the retirement of various Public Street and Drainage Bonds with outstanding principal and interest balances in the amount of \$162,745,000 and \$75,171,872, respectively, at October 31, 2015.

B. Proceeds of the 1985 1% sales and use tax levied by the City of Lafayette (2015 collections \$37,559,147) are dedicated to the following purposes:

1. Capital improvements (as more fully described in the tax proposition) for street and drainage improvements.
2. Supplementing the revenues of the City General Fund, after providing for debt service on outstanding bonds, provided that such an amount cannot exceed 35% of the annual sales tax revenues.

Proceeds of the tax have been pledged and dedicated to the retirement of Public Streets and Drainage Bonds with outstanding principal and interest balances in the amount of \$101,820,000 and \$35,137,122, respectively, at October 31, 2015.

Under the terms of the various bond indentures:

1. All proceeds of the tax are to be deposited daily into a Sales Tax Trust Fund.
 2. Each month, there will be transferred from the Sales Tax Trust Fund an amount estimated to be required to pay for all reasonable and necessary costs and expenses of collecting and administering the tax during the next succeeding month.
 3. On or before the 20th day of each month, there shall be transferred to a Sales Tax Bond Sinking Fund an amount equal to 1/6 of the interest falling due on the next interest payment date and 1/12 of the principal falling due on the next principal payment date.
 4. On or before the 20th day of each month, there shall also be transferred to a Sales Tax Bond Reserve Fund a prescribed sum until such time as there is on deposit in that fund a sum equal to the highest combined principal and interest requirements in any succeeding fiscal year on the outstanding bonds.
 5. Any funds remaining after the above transfers will be considered surplus and may be used for the purposes for which the tax was levied.
- C. Proceeds of the 1% sales and use tax levied by the City of Lafayette beginning October 1, 2006 on businesses located in the Lafayette I-10 Corridor District at Mile Marker 103 (2015 collections \$1,247,902) are dedicated for financing economic development projects in the District.

Lafayette Parish

Lafayette Parish is authorized by the voters of the parish to levy and collect a one percent (1%) sales and use tax on a parish-wide basis except for territory located within the boundaries of any incorporated municipality situated within the Parish. The sales tax ordinance provides that the net proceeds of the sales tax will be deposited in the General Fund of the Parish for general expenditures. Revenues from this tax totaled \$5,661,458 for the period ended October 31, 2015.

LAFAYETTE CITY-PARISH CONSOLIDATED GOVERNMENT
Lafayette, Louisiana

Notes to the Basic Financial Statements (Continued)

(27) Deficit Fund Balance and Unrestricted Net Position of Individual Funds

The following funds reported deficit fund balance and net position at October 31, 2015:

Enterprise fund:	
Communications System - net position	\$ (54,641,692)
Internal service fund:	
Self-Insurance - fund balance	\$ (4,646,090)

These deficits will be funded by future excess revenues.

(28) Compensation, Benefits, and Other Payments to Agency Head

The schedule of compensation, benefits, and other payments to Joey Durel, Mayor-President for the year ended October 31, 2015 follows:

Salary	\$ 116,769
Benefits (insurance, retirement, medicare)	28,213
Vehicle subsidy lease	6,000
Expense allowance	3,600
Per diem	1,798
Transportation	2,896
Travel	4,663
Telecommunications	752
Special meals	1,434

(29) Compensation of Council

A detail of compensation paid to individual council members for the period ended October 31, 2015 follows:

Kevin Naquin	\$ 26,372
Jay Castille	26,862
Brandon Shelvin	28,028
Kenneth P. Boudreaux	28,028
Jared Bellard	25,480
Andre "Andy" Naquin	25,480
Donald L. Bertrand	27,964
Keith Patin	25,970
William G. Theriot	25,480
	<u>\$ 239,664</u>

LAFAYETTE CITY-PARISH CONSOLIDATED GOVERNMENT
Lafayette, Louisiana

Notes to the Basic Financial Statements (Continued)

(30) New Accounting Pronouncement

In June 2012, GASB approved Statement No. 68, "Accounting and Financial Reporting for Pensions." GASB Statement No. 68 addresses accounting and financial reporting for pensions that are provided to the employees of state and local governmental employers through pension plans that are administered through trusts or equivalent arrangements that meet the criteria established by this standard. The provisions of GASB Statement No 68 were implemented by the Government during the year ending October 31, 2015. The Statement established standards for measuring and recognizing liabilities, deferred outflows of resources, deferred inflows of resources and expenses/expenditures. This resulted in a restatement of previously reported net position as follows:

	Government-Wide Financial Statements	
	Governmental Activities	Business-Type Activities
November 1, 2014 net position, as previously reported	\$ 474,529,766	\$ 522,981,450
Net effect of recording pension liabilities	(82,341,634)	(18,399,836)
November 1, 2014 net position, as restated	\$ 392,188,132	\$ 504,581,614

	Fund Financial Statements		
	Utilities System	Communications System	Other Enterprise Funds
November 1, 2014 net position (deficit), as previously reported	\$ 498,495,230	\$ (49,944,298)	\$ 6,223,800
Net effect of recording pension liabilities	(16,266,179)	(1,520,078)	(613,579)
November 1, 2014 net position (deficit), as restated	\$ 482,229,051	\$ (51,464,376)	\$ 5,610,221

(31) Subsequent Events

On November 13, 2015, the Government (LPPA) issued \$29,035,000 of Electric Revenue Refunding Bonds, Series 2015 with an average interest rate of 4.03% to advance refund \$28,325,000 of \$29,670,000 Electric Revenue Refunding Bonds, Series 2007 with an average interest rate of 4.90%. The refunding bonds are payable semiannually and mature on November 1, 2032. As a result of the refunding, the Government reduced its total debt service requirements by \$2,449,460, which resulted in an economic gain (difference between the present values of the debt service payments on the old and new debt) of \$1,758,855.

On December 18, 2015, the Government issued \$3,550,000 of Public Improvement Sales Tax Refunding Bonds, Series 2015A, (1961 Sales Tax) with an average interest rate of 2.43%. The net bond proceeds and \$3,727,283 of existing debt service funds were used to advance refund \$7,065,000 of Public Improvement Sales Tax Refunding Bonds, Series 2006B with an average interest rate of 4.29%. The refunding bonds are payable semiannually and mature on March 1, 2025. As a result of the refunding, the Government reduced its total debt service requirements by \$4,868,688, which resulted in an economic gain (difference between the present values of the debt service payments on the old and new debt) of \$613,918.


LAFAYETTE CITY-PARISH CONSOLIDATED GOVERNMENT
Lafayette, Louisiana

Notes to the Basic Financial Statements (Continued)

On February 26, 2016, the Government issued \$21,745,000 of Public Improvement Sales Tax Refunding Bonds, Series 2016A, (1985 Sales Tax) with an average interest rate of 4.85%. The net bond proceeds and \$4,427,404 of existing debt service funds were used to advance refund \$28,290,000 of Public Improvement Sales Tax Refunding Bonds, Series 2004A, 2006A and 2006C bonds with an average interest rate of 4.20% - 4.75%. The refunding bonds are payable semiannually and mature on May 1, 2025. As a result of the refunding, the Government reduced its total debt service requirements by \$7,544,058, which resulted in an economic gain (difference between the present values of the debt service payments on the old and new debt) of \$3,233,352.

On February 26, 2016, the Government issued \$12,915,000 of Public Improvement Sales Tax Refunding Bonds, Series 2016D, (1961 Sales Tax) with an average interest rate of 3.38%. The net bond proceeds and \$294,155 of existing debt service funds were used to advance refund \$13,010,000 of Public Improvement Sales Tax Refunding Bonds, Series 2007A with an average interest rate of 4.54%. The refunding bonds are payable semiannually and mature on March 1, 2032. As a result of the refunding, the Government reduced its total debt service requirements by \$1,742,555, which resulted in an economic gain (difference between the present values of the debt service payments on the old and new debt) of \$1,727,897.

On February 26, 2016, the Government issued \$1,740,000 of Public Improvement Sales Tax Refunding Bonds, Series 2016E, (1985 Sales Tax) with an average interest rate of 2.63% to advance refund \$1,625,000 of Public Improvement Sales Tax Refunding Bonds, Series 2007B with an average interest rate of 4.64%. The refunding bonds are payable semiannually and mature on October 31, 2032. As a result of the refunding, the Government reduced its total debt service requirements by \$202,814, which resulted in an economic gain (difference between the present values of the debt service payments on the old and new debt) of \$190,082.



Lafayette
CONSOLIDATED GOVERNMENT

Required Supplementary Information

LAFAYETTE CITY-PARISH CONSOLIDATED GOVERNMENT
Lafayette, Louisiana
General Fund

Combined Budgetary Comparison Schedule
For the Year Ended October 31, 2015

	Original Budget	Final Budget	Actual	Variance with Final Budget Positive (Negative)
Revenues:				
Taxes -				
Ad valorem	\$ 25,344,405	\$ 25,434,296	\$ 25,446,144	\$ 11,848
Sales and use	35,086,858	34,577,301	34,689,784	112,483
Utility System payments in lieu of taxes	22,250,000	22,250,000	22,847,494	597,494
Other	3,607,673	3,821,201	4,088,250	267,049
Licenses and permits	2,825,150	2,880,534	3,001,907	121,373
Intergovernmental -				
State shared revenue	1,296,982	820,560	779,621	(40,939)
On-behalf payments	-	2,837,838	2,837,838	-
Other	544,786	964,661	467,807	(496,854)
Charges for services	9,622,550	9,657,313	9,370,776	(286,537)
Fines and forfeits	1,743,500	1,748,339	1,462,055	(286,284)
Investment earnings	69,000	69,000	64,897	(4,103)
Miscellaneous	740,720	858,612	873,691	15,079
Total revenues	<u>103,131,624</u>	<u>105,919,655</u>	<u>105,930,264</u>	<u>10,609</u>
Expenditures:				
Current -				
General government	26,080,236	25,608,756	23,167,870	2,440,886
Public safety	55,933,179	57,471,042	56,967,547	503,495
Traffic and transportation	2,627,489	2,681,611	2,144,826	536,785
Streets and drainage	1,941,074	1,946,074	1,816,482	129,592
Culture and recreation	218,000	255,706	185,418	70,288
Health and welfare	124,300	124,300	120,833	3,467
Economic opportunity	51,782	51,782	50,453	1,329
Total expenditures	<u>86,976,060</u>	<u>88,139,271</u>	<u>84,453,429</u>	<u>3,685,842</u>
Excess of revenues over expenditures	<u>16,155,564</u>	<u>17,780,384</u>	<u>21,476,835</u>	<u>3,696,451</u>
Other financing sources (uses):				
Transfers in	7,428,575	7,287,630	7,254,729	(32,901)
Transfers out	(25,605,769)	(24,779,942)	(22,287,274)	2,492,668
Total other financing sources (uses)	<u>(18,177,194)</u>	<u>(17,492,312)</u>	<u>(15,032,545)</u>	<u>2,459,767</u>
Net change in fund balance	<u>(2,021,630)</u>	<u>288,072</u>	<u>6,444,290</u>	<u>6,156,218</u>
Fund balance, beginning	<u>36,395,748</u>	<u>36,395,748</u>	<u>36,395,748</u>	<u>-</u>
Fund balance, ending	<u>\$ 34,374,118</u>	<u>\$ 36,683,820</u>	<u>\$ 42,840,038</u>	<u>\$ 6,156,218</u>

LAFAYETTE CITY-PARISH CONSOLIDATED GOVERNMENT
Lafayette, Louisiana

Schedule of Funding Progress
For the Year Ended October 31, 2015

Actuarial Valuation Date	Actuarial Value of Assets	Actuarial Accrued Liabilities (AAL)	Unfunded Actuarial Accrued Liabilities (UAAL)	Funded Ratio	Covered Payroll	UAAL as a Percentage of Covered Payroll
November 1, 2009	\$ -	\$ 19,912,894	\$ 19,912,894	0.0%	\$ 98,905,462	20.13%
November 1, 2011	-	24,089,933	24,089,933	0.0%	102,702,671	23.46%
November 1, 2013	-	24,456,505	24,456,505	0.0%	107,548,094	22.74%

LAFAYETTE CITY-PARISH CONSOLIDATED GOVERNMENT
Lafayette, Louisiana

Schedule of Employer's Share of Net Pension Liability
For the Year Ended October 31, 2015*

Plan	Employer Proportion of the Net Pension Liability (Asset)	Employer Proportionate Share of the Net Pension Liability (Asset)	Employer's Covered Employee Payroll	Employer's Proportionate Share of the Net Pension Liability (Asset) as a Percentage of its Covered Employee Payroll	Plan Fiduciary Net Position as a Percentage of the Total Pension Liability
MERS	16.528899%	\$ 59,043,816	\$ 29,026,973	203.4%	66.18%
MPERS	5.420541%	42,464,273	14,636,747	290.1%	70.73%
FRS	5.556288%	29,987,911	12,016,737	249.6%	72.45%
PERS	6.054898%	1,655,459	33,355,187	5.0%	99.15%
LASERS	0.010700%	727,421	205,491	354.0%	62.70%
ROVERS	0.817071%	200,104	112,689	177.6%	76.86%
DARS	1.736819%	93,554	807,147	11.6%	98.56%

* The amounts presented have a measurement date of June 30, 2015, except for the PERS, which has a measurement date of December 31, 2014.

This schedule is intended to show information for 10 years. Additional years will be displayed as they become available.

LAFAYETTE CITY-PARISH CONSOLIDATED GOVERNMENT
Lafayette, Louisiana

Schedule of Employer Contributions
For the Year Ended October 31, 2015

Plan	Contractually Required Contribution	Contributions in Relation to Contractual Required Contribution	Contribution Deficiency (Excess)	Employer's Covered Employee Payroll	Contributions as a % of Covered Employee Payroll
MERS	\$ 5,639,211	\$ 5,639,211	\$ -	\$ 28,552,967	19.75%
MPERS	4,565,299	4,565,299	-	14,806,375	30.83%
FRS	3,474,961	3,474,961	-	12,157,298	28.58%
PERS	5,161,225	5,161,225	-	34,991,356	14.75%
LASERS	81,170	81,170	-	201,082	40.37%
ROVERS	25,660	25,660	-	105,814	24.25%
DARS	60,592	60,592	-	1,038,720	5.83%

This schedule is intended to show information for 10 years. Additional years will be displayed as they become available.

LAFAYETTE CITY-PARISH CONSOLIDATED GOVERNMENT
Lafayette, Louisiana

Notes to the Required Supplementary Information

(1) Budget and Budgetary Accounting

The budgets for the General, Special Revenue, and Debt Service funds for fiscal year 2015 were prepared on the modified accrual basis of accounting, consistent with generally accepted accounting principles (GAAP). The Capital Projects Funds' budgets were prepared on a project basis and, therefore, are not presented.

The Government follows the procedures detailed below in adopting its budget.

- a. At least 90 days prior to the beginning of each fiscal year, the Mayor-President submits to the Council a proposed budget in the form required by the City-Parish Charter.
- b. A public hearing is conducted to obtain taxpayer comments and notice thereof is published in the official journal at least 10 days prior to such hearing. The notification includes the time and place of the public hearing in addition to a general summary of the proposed budget.
- c. Final adoption of the budget is required to be not later than the second-to-last regular meeting of the preceding fiscal year.
- d. The Mayor-President is authorized to transfer budgeted amounts within departments, except that no transfer can be made to or from any salary account, unless authorized by the City-Parish Council by ordinance. Any revisions which cause interdepartmental transfers or alter the total revenues or expenditures of any fund must likewise be approved by the City-Parish Council.
- e. Formal budgetary integration is employed as a management control device during the year for all funds. No payment can be made or obligated against any appropriation unless the Mayor-President or his designee first certifies that sufficient unencumbered funds are or will be available to meet the obligation when it becomes due and payable. In practice, this has generally been interpreted (due to the flexibility for intradepartmental transfer of line item appropriations) to mean control at the departmental/fund level.
- f. Those budgets presented in the budgetary comparison schedules are adopted on a basis consistent with generally accepted accounting principles as applied to governmental units.
- g. Under the Charter, all appropriations, except for capital outlays, lapse at the close of the fiscal year to the extent that they have not been expended or encumbered. Appropriations for capital outlays lapse after completion of the project or abandonment. A capital outlay appropriation is deemed abandoned if three years pass without any disbursement or encumbrance of the appropriation.
- h. All budgeted amounts presented reflect the original budget and the final budget (which have been adjusted for legally authorized revisions during the year).

LAFAYETTE CITY-PARISH CONSOLIDATED GOVERNMENT
Lafayette, Louisiana

Notes to the Required Supplementary Information

(2) Pension Plans

Changes of Assumptions – Changes of assumptions about future economic or demographic factors or of other inputs were recognized in pension expense using the straight-line amortization method over a closed period equal to the average of the expected remaining service lives of all employees that are provided with pensions through the pension plans.

Other Supplementary Information

LAFAYETTE CITY-PARISH CONSOLIDATED GOVERNMENT
Lafayette, Louisiana
General Funds

Combining Balance Sheet
October 31, 2015

	City	Parish	Total
ASSETS			
Cash	\$ 2,136,298	\$ 250,911	\$ 2,387,209
Investments	33,621,334	2,942,505	36,563,839
Accounts receivable, net	1,127,746	221,883	1,349,629
Accrued interest receivable	32,419	2,835	35,254
Due from other funds	3,062,819	128,253	3,191,072
Due from other governmental agencies	327,536	540,899	868,435
Prepaid items	1,652	-	1,652
Property held for resale	775,000	-	775,000
Total assets	<u>\$ 41,084,804</u>	<u>\$ 4,087,286</u>	<u>\$ 45,172,090</u>
LIABILITIES AND FUND BALANCES			
Liabilities:			
Accounts payable	\$ 522,383	\$ 149,033	\$ 671,416
Accrued salaries and benefits	892,211	33,792	926,003
Other payables	295,789	-	295,789
Due to other funds	299,749	44,292	344,041
Due to component units	57,120	35,272	92,392
Unearned revenue	2,411	-	2,411
Total liabilities	<u>2,069,663</u>	<u>262,389</u>	<u>2,332,052</u>
Fund balances:			
Nonspendable for prepaid items	1,652	-	1,652
Committed for incomplete projects	-	670,452	670,452
Assigned for subsequent year's expenditures	2,011,413	763,025	2,774,438
Unassigned	37,002,076	2,391,420	39,393,496
Total fund balances	<u>39,015,141</u>	<u>3,824,897</u>	<u>42,840,038</u>
Total liabilities and fund balances	<u>\$ 41,084,804</u>	<u>\$ 4,087,286</u>	<u>\$ 45,172,090</u>

LAFAYETTE CITY-PARISH CONSOLIDATED GOVERNMENT
Lafayette, Louisiana
General Funds

Combining Statement of Revenues, Expenditures, and Changes in Fund Balances
For the Year Ended October 31, 2015

	City	Parish	Total
Revenues:			
Taxes -			
Ad valorem	\$ 21,941,355	\$ 3,504,789	\$ 25,446,144
Sales and use	28,877,334	5,812,450	34,689,784
Utility System payments in lieu of taxes	22,847,494	-	22,847,494
Other	2,420,918	1,667,332	4,088,250
Licenses and permits	2,497,984	503,923	3,001,907
Intergovernmental -			
State shared revenue	171,840	607,781	779,621
On-behalf payments	2,837,838	-	2,837,838
Other	-	467,807	467,807
Charges for services	8,052,026	1,318,750	9,370,776
Fines and forfeits	1,444,278	17,777	1,462,055
Investment earnings	61,105	3,792	64,897
Miscellaneous	867,735	5,956	873,691
Total revenues	92,019,907	13,910,357	105,930,264
Expenditures:			
Current:			
General government	21,732,509	1,435,361	23,167,870
Public safety	53,919,354	3,048,193	56,967,547
Traffic and transportation	2,135,346	9,480	2,144,826
Streets and drainage	1,816,482	-	1,816,482
Culture and recreation	-	185,418	185,418
Health and welfare	-	120,833	120,833
Economic opportunity	-	50,453	50,453
Total expenditures	79,603,691	4,849,738	84,453,429
Excess of revenues over expenditures	12,416,216	9,060,619	21,476,835
Other financing sources (uses):			
Transfers in	1,193,517	-	1,193,517
Transfers out	(12,889,123)	(3,336,939)	(16,226,062)
Internal transfers	6,061,212	(6,061,212)	-
Total other financing sources (uses)	(5,634,394)	(9,398,151)	(15,032,545)
Net change in fund balances	6,781,822	(337,532)	6,444,290
Fund balances, beginning	32,233,319	4,162,429	36,395,748
Fund balances, ending	\$ 39,015,141	\$ 3,824,897	\$ 42,840,038

LAFAYETTE CITY-PARISH CONSOLIDATED GOVERNMENT
Lafayette, Louisiana
General Fund - City of Lafayette

Budgetary Comparison Schedule
For the Year Ended October 31, 2015
With Comparative Actual Amounts for the Year Ended October 31, 2014

	2015			Variance with Final Budget Positive (Negative)	2014 Actual
	Original Budget	Final Budget	Actual		
Revenues:					
Taxes -					
Ad valorem	\$ 21,926,854	\$ 21,926,854	\$ 21,941,355	\$ 14,501	\$ 21,552,644
Sales and use taxes	28,779,629	28,779,629	28,877,334	97,705	28,613,863
Utility system payments in lieu of taxes	22,250,000	22,250,000	22,847,494	597,494	22,073,834
Other	2,162,181	2,162,181	2,420,918	258,737	2,496,060
Licenses and permits	2,381,150	2,381,150	2,497,984	116,834	2,500,536
Intergovernmental -					
State shared revenue	183,000	183,000	171,840	(11,160)	175,498
On-behalf payments	-	2,837,838	2,837,838	-	2,949,902
Charges for services	8,277,371	8,312,134	8,052,026	(260,108)	8,199,846
Fines and forfeits	1,733,300	1,738,139	1,444,278	(293,861)	1,496,547
Investment earnings	66,000	66,000	61,105	(4,895)	32,170
Miscellaneous	736,720	854,612	867,735	13,123	743,297
Total revenues	<u>88,496,205</u>	<u>91,491,537</u>	<u>92,019,907</u>	<u>528,370</u>	<u>90,834,197</u>
Expenditures:					
Current -					
General government	24,509,338	23,539,877	21,732,509	1,807,368	21,229,070
Public safety	52,842,464	54,221,514	53,919,354	122,393	51,930,770
Traffic and transportation	2,425,489	2,437,089	2,135,346	301,743	2,104,273
Streets and drainage	1,941,074	1,946,074	1,816,482	129,592	2,475,754
Total expenditures	<u>81,718,365</u>	<u>82,144,554</u>	<u>79,603,691</u>	<u>2,540,863</u>	<u>77,739,867</u>
Excess revenues over expenditures	<u>6,777,840</u>	<u>9,346,983</u>	<u>12,416,216</u>	<u>3,069,233</u>	<u>13,094,330</u>
Other financing sources (uses):					
Transfers in	7,428,575	7,287,630	7,254,729	(32,901)	7,651,239
Transfers out	<u>(15,703,547)</u>	<u>(14,336,815)</u>	<u>(12,889,123)</u>	<u>1,447,692</u>	<u>(13,335,262)</u>
Total other financing sources (uses)	<u>(8,274,972)</u>	<u>(7,049,185)</u>	<u>(5,634,394)</u>	<u>1,414,791</u>	<u>(5,684,023)</u>
Net change in fund balance	(1,497,132)	2,297,798	6,781,822	4,484,024	7,410,307
Fund balance, beginning	<u>32,233,319</u>	<u>32,233,319</u>	<u>32,233,319</u>	-	<u>24,823,012</u>
Fund balance, ending	<u>\$ 30,736,187</u>	<u>\$ 34,531,117</u>	<u>\$ 39,015,141</u>	<u>\$ 4,484,024</u>	<u>\$ 32,233,319</u>

LAFAYETTE CITY-PARISH CONSOLIDATED GOVERNMENT
Lafayette, Louisiana
General Fund - City of Lafayette

Budgetary Comparison Schedule - Detail of Expenditures
For the Year Ended October 31, 2015
With Comparative Actual Amounts for the Year Ended October 31, 2014

	2015			Variance with Final Budget Positive (Negative)	2014 Actual
	Original Budget	Final Budget	Actual		
Elected Officials:					
City Council -					
Personnel costs	\$ 754,899	\$ 754,899	\$ 737,777	\$ 17,122	\$ 726,766
Transportation	12,900	12,900	732	12,168	449
Materials and supplies	16,000	16,000	11,942	4,058	9,238
Travel and meetings	59,900	59,991	24,700	35,291	18,647
Telephone	29,850	29,850	12,568	17,282	11,636
Publications and recording	65,000	65,000	55,163	9,837	39,268
Printing and postage	33,700	31,857	13,926	17,931	13,872
Professional fees	235,800	235,800	215,218	20,582	219,753
Professional services	39,500	39,500	9,156	30,344	11,303
Vehicle subsidy leases	7,000	7,000	6,000	1,000	6,023
Tourist promotion	16,100	17,852	11,406	6,446	5,744
Training	2,000	2,000	1,313	687	2,448
Uninsured losses	434,745	535,346	535,346	-	34,848
Other	10,400	10,400	4,276	6,124	3,129
Total City Council	<u>1,717,794</u>	<u>1,818,395</u>	<u>1,639,523</u>	<u>178,872</u>	<u>1,103,124</u>
President's Office -					
Operations:					
Personnel costs	789,977	814,781	789,523	25,258	755,406
Transportation	6,500	6,500	2,700	3,800	6,818
Expense allowance	3,600	3,600	3,600	-	3,600
Materials and supplies	9,830	25,102	22,271	2,831	6,960
Travel and meetings	45,252	44,252	38,361	5,891	38,159
Telephone	12,860	12,860	7,384	5,476	8,585
Printing and postage	2,000	2,200	1,692	508	924
Vehicle subsidy leases	22,848	22,848	21,074	1,774	11,972
Municipal dues	200	200	65	135	120
Contractual services	5,600	5,800	5,625	175	12,840
Tourist promotion	49,000	59,000	47,600	11,400	12,867
Uninsured losses	21,000	2,475	2,475	-	16,747
Other	3,905	4,705	2,150	2,555	2,154
	<u>972,572</u>	<u>1,004,323</u>	<u>944,520</u>	<u>59,803</u>	<u>877,152</u>

(continued)

LAFAYETTE CITY-PARISH CONSOLIDATED GOVERNMENT
Lafayette, Louisiana
General Fund - City of Lafayette

Budgetary Comparison Schedule - Detail of Expenditures (Continued)
For the Year Ended October 31, 2015
With Comparative Actual Amounts for the Year Ended October 31, 2014

	2015			Variance with Final Budget Positive (Negative)	2014 Actual
	Original Budget	Final Budget	Actual		
CAO - Administration & Emergency Operations:					
Personnel costs	392,876	392,876	389,539	3,337	391,393
Transportation	1,100	1,100	-	1,100	204
Materials and supplies	3,300	3,300	1,176	2,124	2,543
Travel and meetings	3,200	5,050	3,656	1,394	2,065
Telephone and utilities	3,150	3,150	314	2,836	387
Printing and postage	300	300	57	243	112
Municipal dues	350	-	-	-	-
Training	1,500	-	-	-	-
Vehicle subsidy leases	7,000	7,000	6,163	837	6,367
Other	41,095	41,095	40,590	505	32,261
	<u>453,871</u>	<u>453,871</u>	<u>441,495</u>	<u>12,376</u>	<u>435,332</u>
CAO - International Trade:					
Personnel costs	316,925	318,225	316,364	1,861	304,506
Transportation	4,000	3,250	2,488	762	1,939
Materials and supplies	7,000	10,500	9,163	1,337	7,041
Travel and meetings	12,500	13,500	13,190	310	17,742
Telephone	5,000	3,000	1,550	1,450	2,673
Printing and postage	1,350	1,450	1,308	142	510
Contractual services	17,115	10,815	9,856	959	16,269
Maintenance	7,000	4,000	2,659	1,341	5,447
Training	500	500	535	(35)	35
Tourist/customer relations	9,000	15,900	14,860	1,040	4,069
Utilities	22,400	21,650	18,169	3,481	19,296
Municipal dues	650	650	416	234	920
Uniforms	142	142	23	119	104
Other	9,511	9,711	9,602	109	5,011
	<u>413,093</u>	<u>413,293</u>	<u>400,183</u>	<u>13,110</u>	<u>385,562</u>
CAO - Small Business Support Services:					
Personnel costs	46,323	46,323	45,835	488	45,648
Telephone	400	400	24	376	24
Printing and postage	350	350	-	350	2,003
Training	1,000	1,000	-	1,000	424
Other	150	150	92	58	43
	<u>48,223</u>	<u>48,223</u>	<u>45,951</u>	<u>2,272</u>	<u>48,142</u>
Total President's Office	<u>1,887,759</u>	<u>1,919,710</u>	<u>1,832,149</u>	<u>87,561</u>	<u>1,746,188</u>

LAFAYETTE CITY-PARISH CONSOLIDATED GOVERNMENT
Lafayette, Louisiana
General Fund - City of Lafayette

Budgetary Comparison Schedule - Detail of Expenditures (Continued)
For the Year Ended October 31, 2015
With Comparative Actual Amounts for the Year Ended October 31, 2014

	2015				
	Original Budget	Final Budget	Actual	Variance with Final Budget Positive (Negative)	2014 Actual
City Court -					
Operations:					
Personnel costs	1,936,780	1,936,780	1,862,357	74,423	1,822,953
Transportation	500	500	135	365	161
Materials and supplies	21,100	21,100	21,037	63	17,770
Telephone and utilities	83,800	83,800	61,446	22,354	72,141
Maintenance	5,600	5,600	4,658	942	4,109
Contractual services	127,000	127,000	115,490	11,510	125,940
Printing and postage	10,500	10,500	10,069	431	11,070
Other	25,896	25,896	36,137	(10,241)	23,271
	<u>2,211,176</u>	<u>2,211,176</u>	<u>2,111,329</u>	<u>99,847</u>	<u>2,077,415</u>
City Marshal:					
Personnel costs	1,387,269	1,365,761	1,397,367	(31,606)	1,448,533
Transportation	120,000	118,000	87,988	30,012	124,329
Telephone	2,000	2,000	952	1,048	1,060
Training	25,000	27,000	26,161	839	17,519
Uninsured losses	9,700	252,822	252,822	-	12,725
Other	34,072	34,072	32,369	1,703	40,624
	<u>1,578,041</u>	<u>1,799,655</u>	<u>1,797,659</u>	<u>1,996</u>	<u>1,644,790</u>
Total City Court	<u>3,789,217</u>	<u>4,010,831</u>	<u>3,908,988</u>	<u>101,843</u>	<u>3,722,205</u>
Legal Department -					
Personnel costs	314,221	314,236	305,713	8,523	290,773
Materials and supplies	29,000	28,783	17,727	11,056	26,102
Telephone	4,800	4,800	1,191	3,609	1,361
Professional services	98,700	98,700	98,700	-	98,695
Printing and binding	800	800	166	634	140
Legal fees	723,038	1,043,194	993,906	49,288	797,416
Other	5,570	6,693	1,879	4,814	3,508
Total Legal Department	<u>1,176,129</u>	<u>1,497,206</u>	<u>1,419,282</u>	<u>77,924</u>	<u>1,217,995</u>
Total Elected Officials	<u>8,570,899</u>	<u>9,246,142</u>	<u>8,799,942</u>	<u>446,200</u>	<u>7,789,512</u>

(continued)

LAFAYETTE CITY-PARISH CONSOLIDATED GOVERNMENT
Lafayette, Louisiana
General Fund - City of Lafayette

Budgetary Comparison Schedule - Detail of Expenditures (Continued)
For the Year Ended October 31, 2015
With Comparative Actual Amounts for the Year Ended October 31, 2014

	2015			Variance with Final Budget Positive (Negative)	2014 Actual
	Original Budget	Final Budget	Actual		
Office of Finance and Management:					
Chief Financial Officer -					
Personnel costs	548,537	548,537	427,759	120,778	410,438
Training	8,000	9,800	9,409	391	3,904
Materials and supplies	3,595	3,095	2,180	915	2,056
Telephone	4,850	4,850	669	4,181	784
Travel and meetings	1,003	1,003	834	169	218
Printing and postage	960	960	630	330	447
Vehicle subsidy leases	6,200	6,200	6,000	200	6,023
Dues and licenses	1,800	1,800	1,685	115	1,565
Uninsured losses	22,500	1,913	1,913	-	822
Other	10,150	8,850	256	8,594	8,843
	<u>607,595</u>	<u>587,008</u>	<u>451,335</u>	<u>135,673</u>	<u>435,100</u>
Accounting -					
Personnel costs	1,714,553	1,714,553	1,653,357	61,196	1,519,515
Training	5,500	6,950	6,919	31	3,875
Materials and supplies	13,000	13,000	9,409	3,591	9,528
Telephone	4,720	3,320	739	2,581	806
Printing and postage	31,000	31,000	28,120	2,880	23,570
Contractual services	2,660	2,610	448	2,162	1,128
Other	810	810	756	54	735
	<u>1,772,243</u>	<u>1,772,243</u>	<u>1,699,748</u>	<u>72,495</u>	<u>1,559,157</u>
Budget Management -					
Personnel costs	651,016	651,016	558,752	92,264	560,113
Training	2,000	2,000	297	1,703	1,618
Materials and supplies	4,400	4,400	2,165	2,235	3,303
Telephone	1,330	1,330	187	1,143	197
Printing and postage	8,200	8,200	1,274	6,926	3,339
Contractual services	1,500	1,500	-	1,500	690
	<u>668,446</u>	<u>668,446</u>	<u>562,675</u>	<u>105,771</u>	<u>569,260</u>

(continued)

LAFAYETTE CITY-PARISH CONSOLIDATED GOVERNMENT
Lafayette, Louisiana
General Fund - City of Lafayette

Budgetary Comparison Schedule - Detail of Expenditures (Continued)
For the Year Ended October 31, 2015
With Comparative Actual Amounts for the Year Ended October 31, 2014

	2015			Variance with Final Budget Positive (Negative)	2014 Actual
	Original Budget	Final Budget	Actual		
Purchasing and Property Management -					
Personnel costs	671,994	671,994	637,244	34,750	625,597
Transportation	1,500	2,500	2,240	260	1,940
Training	2,500	2,200	950	1,250	1,940
Materials and supplies	6,800	6,800	6,681	119	6,769
Telephone	5,000	5,000	1,311	3,689	1,118
Printing and postage	10,500	9,500	5,868	3,632	-
Other	15,000	15,300	194	15,106	7,150
	<u>713,294</u>	<u>713,294</u>	<u>654,488</u>	<u>58,806</u>	<u>644,514</u>
General Accounts -					
External appropriations	1,754,583	1,795,191	1,668,528	126,663	1,402,372
Duplication costs	116,000	116,000	102,155	13,845	100,453
Professional services	94,550	94,550	63,978	30,572	117,310
Accrued leave	2,200,000	2,471,538	2,454,718	16,820	2,673,347
Insurance and bonds	120,245	120,245	105,427	14,818	122,411
Uninsured losses	-	-	-	-	12,525
Unemployment	68,000	68,000	19,245	48,755	28,457
Dues and licenses	26,000	26,000	24,960	1,040	25,960
Utilities - street lighting	1,800,000	1,800,000	1,554,816	245,184	1,794,513
Group insurance - retirees	854,477	854,477	854,477	-	780,974
Other	1,408,424	65,924	58,342	7,582	4,623
Election	102,446	102,446	28,294	74,152	-
	<u>8,544,725</u>	<u>7,514,371</u>	<u>6,934,940</u>	<u>579,431</u>	<u>7,062,945</u>
Total Office of Finance and Management	<u>12,306,303</u>	<u>11,255,362</u>	<u>10,303,186</u>	<u>952,176</u>	<u>10,270,976</u>

(continued)

LAFAYETTE CITY-PARISH CONSOLIDATED GOVERNMENT
Lafayette, Louisiana
General Fund - City of Lafayette

Budgetary Comparison Schedule - Detail of Expenditures (Continued)
For the Year Ended October 31, 2015
With Comparative Actual Amounts for the Year Ended October 31, 2014

	2015				
	Original Budget	Final Budget	Actual	Variance with Final Budget Positive (Negative)	2014 Actual
Records Management:					
Personnel costs	103,766	103,766	98,506	5,260	102,069
Training	4,000	4,000	3,684	316	3,601
Materials and supplies	3,800	3,637	3,269	368	3,454
Telephone	642	642	14	628	37
Transportation	600	600	145	455	437
Other	1,070	1,233	824	409	615
	<u>113,878</u>	<u>113,878</u>	<u>106,442</u>	<u>7,436</u>	<u>110,213</u>
Administrative Operations -					
Human Resources:					
Personnel costs	571,896	556,896	526,797	30,099	521,911
Materials and supplies	13,000	13,000	9,538	3,462	12,067
Telephone	4,390	1,590	1,475	115	1,243
Printing and postage	4,300	4,100	2,977	1,123	3,552
Training	4,500	3,100	995	2,105	5,361
Maintenance	1,000	1,000	499	501	-
Professional services	40,000	59,200	50,005	9,195	40,462
Other	1,800	7,384	6,503	881	966
	<u>640,886</u>	<u>646,270</u>	<u>598,789</u>	<u>47,481</u>	<u>585,562</u>

(continued)

LAFAYETTE CITY-PARISH CONSOLIDATED GOVERNMENT
Lafayette, Louisiana
General Fund - City of Lafayette

Budgetary Comparison Schedule - Detail of Expenditures (Continued)
For the Year Ended October 31, 2015
With Comparative Actual Amounts for the Year Ended October 31, 2014

	2015			Variance with Final Budget Positive (Negative)	2014 Actual
	Original Budget	Final Budget	Actual		
Communications:					
Personnel costs	132,603	132,603	127,712	4,891	123,587
Transportation	5,000	5,000	3,824	1,176	3,509
Materials and supplies	1,800	1,800	1,457	343	1,069
Telephone	2,048	2,048	928	1,120	681
Printing and postage	3,100	3,100	1,956	1,144	1,873
Maintenance	7,700	4,360	1,100	3,260	1,502
Other	3,100	6,440	4,926	1,514	5,421
	<u>155,351</u>	<u>155,351</u>	<u>141,903</u>	<u>13,448</u>	<u>137,642</u>
Total Administrative Operations	<u>796,237</u>	<u>801,621</u>	<u>740,692</u>	<u>60,929</u>	<u>723,204</u>
Risk Management - Administration fees	<u>542,814</u>	<u>549,395</u>	<u>500,068</u>	<u>49,327</u>	<u>548,527</u>
Total Administrative Services Department	<u>1,452,929</u>	<u>1,464,894</u>	<u>1,347,202</u>	<u>117,692</u>	<u>1,381,944</u>
Information Services Department:					
Personnel costs	2,827,348	2,720,849	2,579,847	141,002	2,693,128
Training	65,846	58,296	22,875	35,421	46,055
Materials and supplies	20,000	18,100	15,651	2,449	15,748
Telephone	537,824	457,824	454,108	3,716	519,600
Travel and meetings	2,000	2,000	750	1,250	638
Vehicle subsidy leases	6,000	6,000	6,000	-	6,023
Printing and postage	800	600	270	330	379
Professional services	1,579,828	1,776,978	1,608,818	168,160	1,393,403
Maintenance	125,852	125,352	104,362	20,990	117,866
Publications and recording	1,000	1,200	998	202	1,640
Other	53,287	46,457	4,702	41,755	4,782
	<u>5,219,785</u>	<u>5,213,656</u>	<u>4,798,381</u>	<u>415,275</u>	<u>4,799,262</u>
Total Information Services Department	<u>5,219,785</u>	<u>5,213,656</u>	<u>4,798,381</u>	<u>415,275</u>	<u>4,799,262</u>

(continued)

LAFAYETTE CITY-PARISH CONSOLIDATED GOVERNMENT
Lafayette, Louisiana
General Fund - City of Lafayette

Budgetary Comparison Schedule - Detail of Expenditures (Continued)
For the Year Ended October 31, 2015
With Comparative Actual Amounts for the Year Ended October 31, 2014

	2015			Variance with Final Budget Positive (Negative)	2014 Actual
	Original Budget	Final Budget	Actual		
Police Department:					
Personnel costs	22,566,595	23,772,398	24,149,114	(376,716)	23,115,939
Contractual services	193,653	223,159	212,773	10,386	143,053
Coroner's fees	114,950	114,950	106,522	8,428	79,413
Maintenance	100,468	94,968	73,893	21,075	73,921
Materials and supplies	348,337	352,165	306,632	45,533	265,356
Rent	3,630	3,630	3,630	-	3,630
Telephone and utilities	505,771	505,771	361,110	144,661	410,665
Transportation	1,001,688	934,708	497,649	437,059	887,036
Travel and meetings	14,700	6,037	3,607	2,430	2,762
Training	251,415	264,478	208,405	56,073	198,180
Printing and postage	28,300	24,000	19,731	4,269	24,391
Professional services	80,000	83,500	72,229	11,271	16,968
Undercover investigations	23,500	7,200	1,640	5,560	2,552
Uniforms	189,315	196,437	168,141	28,296	160,357
Uninsured losses	1,075,841	1,046,117	1,046,117	-	1,122,470
Vehicle subsidy leases	101,600	114,600	112,253	2,347	111,599
External appropriations	321,500	314,000	302,379	11,621	280,341
Other	206,642	221,642	118,443	103,199	105,483
Total Police Department	<u>27,127,905</u>	<u>28,279,760</u>	<u>27,764,268</u>	<u>515,492</u>	<u>27,004,116</u>
Fire Department:					
Personnel costs	18,430,411	18,345,513	18,867,277	(521,764)	17,526,561
Maintenance	66,140	60,590	50,488	10,102	43,513
Materials and supplies	83,100	90,250	81,038	9,212	62,718
Telephone and utilities	268,000	285,000	263,421	21,579	305,979
Transportation	626,650	709,650	668,414	41,236	726,673
Travel and meetings	4,500	5,500	3,206	2,294	6,448
Training	100,000	92,300	88,024	4,276	56,321
Tourist/customer relations	8,500	8,500	8,248	252	8,392
Printing and postage	2,800	2,800	1,567	1,233	2,113
Professional services	71,845	64,845	48,605	16,240	37,980
Uniforms	100,900	100,900	84,506	16,394	74,075
Uninsured losses	925,645	605,047	605,047	-	1,081,882
Other	60,722	62,822	56,975	5,847	53,799
Total Fire Department	<u>20,749,213</u>	<u>20,433,717</u>	<u>20,826,816</u>	<u>(393,099)</u>	<u>19,986,454</u>

(continued)

LAFAYETTE CITY-PARISH CONSOLIDATED GOVERNMENT
Lafayette, Louisiana
General Fund - City of Lafayette

Budgetary Comparison Schedule - Detail of Expenditures (Continued)
For the Year Ended October 31, 2015
With Comparative Actual Amounts for the Year Ended October 31, 2014

	2015			Variance with Final Budget Positive (Negative)	2014 Actual
	Original Budget	Final Budget	Actual		
Department of Public Works:					
Drainage:					
Other	-	-	-	-	625,000
Facility Maintenance -					
Personnel costs	763,554	767,454	750,094	17,360	749,814
Materials and supplies	205,425	202,125	190,036	12,089	194,672
Telephone and utilities	497,500	502,500	442,901	59,599	509,572
Maintenance	325,420	327,820	303,365	24,455	293,243
Transportation	25,000	25,000	25,818	(818)	36,197
Professional services	119,100	116,100	100,365	15,735	63,518
Uniforms	2,325	2,325	1,984	341	2,065
Other	2,750	2,750	1,919	831	1,673
	<u>1,941,074</u>	<u>1,946,074</u>	<u>1,816,482</u>	<u>129,592</u>	<u>1,850,754</u>
Total Department of Public Works	<u>1,941,074</u>	<u>1,946,074</u>	<u>1,816,482</u>	<u>129,592</u>	<u>2,475,754</u>
Traffic and Transportation Department:					
Personnel costs	1,973,537	1,985,137	1,846,439	138,698	1,800,193
Training	11,969	11,969	8,844	3,125	10,388
Transportation	79,000	77,000	66,845	10,155	68,509
Materials and supplies	19,500	20,100	17,568	2,532	14,444
Telephone and utilities	208,232	211,232	181,062	30,170	195,753
Printing and postage	1,600	1,500	827	673	1,036
Uniforms	3,600	3,600	3,175	425	2,562
Maintenance	5,800	5,300	5,239	61	5,240
Professional services	4,000	3,100	2,681	419	3,760
Other	118,251	118,151	2,666	115,485	2,388
Total Traffic and Transportation Department	<u>2,425,489</u>	<u>2,437,089</u>	<u>2,135,346</u>	<u>301,743</u>	<u>2,104,273</u>

(continued)

LAFAYETTE CITY-PARISH CONSOLIDATED GOVERNMENT
Lafayette, Louisiana
General Fund - City of Lafayette

Budgetary Comparison Schedule - Detail of Expenditures (Continued)
For the Year Ended October 31, 2015
With Comparative Actual Amounts for the Year Ended October 31, 2014

	2015			Variance with Final Budget Positive (Negative)	2014 Actual
	Original Budget	Final Budget	Actual		
Community Development					
Department:					
Administration -					
External appropriations	595,944	595,944	594,573	1,371	588,931
Personnel costs	178,928	178,928	177,083	1,845	180,890
Materials and supplies	2,000	1,965	1,623	342	1,178
Telephone	2,600	2,600	951	1,649	1,002
Vehicle subsidy leases	6,200	6,200	6,133	67	6,129
Uninsured losses	70,856	12,584	12,584	-	67,931
Professional services	82,500	82,000	82,000	-	182,478
Other	13,567	14,102	13,346	756	11,990
	<u>952,595</u>	<u>894,323</u>	<u>888,293</u>	<u>6,030</u>	<u>1,040,529</u>
Senior Center -					
Personnel costs	335,351	308,201	281,002	27,199	283,298
Transportation	7,500	7,500	2,313	5,187	4,700
Materials and supplies	7,000	6,395	5,560	835	7,480
Telephone and utilities	21,000	21,000	18,535	2,465	20,502
Printing and postage	3,000	1,580	1,149	431	2,060
Maintenance	7,300	9,425	8,565	860	2,030
Contractual services	6,800	33,885	32,302	1,583	5,490
Tourist/customer relations	4,100	4,100	3,866	234	4,994
Other	550	515	514	1	340
	<u>392,601</u>	<u>392,601</u>	<u>353,806</u>	<u>38,795</u>	<u>330,894</u>
Court Services Probation -					
Material and supplies	-	1,424	1,424	-	1,668
Government and Business Relations -					
Contractual services	51,782	51,722	50,717	1,005	47,653
Total Community Development Department	<u>1,396,978</u>	<u>1,340,070</u>	<u>1,294,240</u>	<u>45,830</u>	<u>1,420,744</u>

(continued)

LAFAYETTE CITY-PARISH CONSOLIDATED GOVERNMENT
Lafayette, Louisiana
General Fund - City of Lafayette

Budgetary Comparison Schedule - Detail of Expenditures (Continued)
For the Year Ended October 31, 2015
With Comparative Actual Amounts for the Year Ended October 31, 2014

	2015			Variance with Final Budget Positive (Negative)	2014 Actual
	Original Budget	Final Budget	Actual		
Planning, Zoning and Codes					
Planning and Zoning					
Personnel costs	-	-	-	-	1,709
Municipal Civil Service:					
Personnel costs	467,970	467,970	464,191	3,779	460,117
Materials and supplies	3,300	2,000	1,448	552	3,338
Telephone	2,800	900	661	239	595
Printing and postage	3,550	3,850	2,881	969	3,380
Publication and recordation	22,500	7,075	4,506	2,569	7,642
Legal fees	19,170	34,620	34,556	64	16,766
Training	-	2,100	2,040	60	5,760
Vehicle subsidy leases	6,000	6,000	5,555	445	6,023
Other	2,500	3,275	1,990	1,285	1,502
Total Municipal Civil Service	<u>527,790</u>	<u>527,790</u>	<u>517,828</u>	<u>9,962</u>	<u>505,123</u>
Total expenditures	<u>\$ 81,718,365</u>	<u>\$ 82,144,554</u>	<u>\$ 79,603,691</u>	<u>\$ 2,540,863</u>	<u>\$ 77,739,867</u>

LAFAYETTE CITY-PARISH CONSOLIDATED GOVERNMENT
Lafayette, Louisiana
General Fund - Lafayette Parish

Budgetary Comparison Schedule
For the Year Ended October 31, 2015
With Comparative Actual Amounts for the Year Ended October 31, 2014

	2015			Variance with	2014 Actual
	Original Budget	Final Budget	Actual	Final Budget Positive (Negative)	
Revenues:					
Taxes -					
Ad valorem	\$ 3,417,551	\$ 3,507,442	\$ 3,504,789	\$ (2,653)	\$ 3,348,092
Sales and use	6,307,229	5,797,672	5,812,450	14,778	6,675,866
Other	1,445,492	1,659,020	1,667,332	8,312	1,492,602
Licenses and permits	444,000	499,384	503,923	4,539	476,333
Intergovernmental -					
State shared revenue	1,113,982	637,560	607,781	(29,779)	677,880
Other	544,786	964,661	467,807	(496,854)	228,261
Charges for services	1,345,179	1,345,179	1,318,750	(26,429)	1,522,307
Fines and forfeits	10,200	10,200	17,777	7,577	11,054
Investment earnings	3,000	3,000	3,792	792	2,228
Miscellaneous	4,000	4,000	5,956	1,956	15,578
Total revenues	<u>14,635,419</u>	<u>14,428,118</u>	<u>13,910,357</u>	<u>(517,761)</u>	<u>14,450,201</u>
Expenditures:					
Current -					
General government	1,570,898	2,068,879	1,435,361	633,518	1,058,780
Public safety	3,090,715	3,249,528	3,048,193	201,335	3,083,348
Traffic and transportation	202,000	244,522	9,480	235,042	1,549
Culture and recreation	218,000	255,706	185,418	70,288	394,990
Health and welfare	124,300	124,300	120,833	3,467	105,485
Economic opportunity	51,782	51,782	50,453	1,329	49,464
Total expenditures	<u>5,257,695</u>	<u>5,994,717</u>	<u>4,849,738</u>	<u>1,144,979</u>	<u>4,693,616</u>
Excess of revenues over expenditures	<u>9,377,724</u>	<u>8,433,401</u>	<u>9,060,619</u>	<u>627,218</u>	<u>9,756,585</u>
Other financing sources (uses):					
Transfers in	-	-	-	-	105,066
Transfers out	<u>(9,902,222)</u>	<u>(10,443,127)</u>	<u>(9,398,151)</u>	<u>1,044,976</u>	<u>(9,535,192)</u>
Total other financing sources (uses)	<u>(9,902,222)</u>	<u>(10,443,127)</u>	<u>(9,398,151)</u>	<u>1,044,976</u>	<u>(9,430,126)</u>
Net change in fund balance	(524,498)	(2,009,726)	(337,532)	1,672,194	326,459
Fund balance, beginning	<u>4,162,429</u>	<u>4,162,429</u>	<u>4,162,429</u>	-	<u>3,835,970</u>
Fund balance, ending	<u>\$ 3,637,931</u>	<u>\$ 2,152,703</u>	<u>\$ 3,824,897</u>	<u>\$ 1,672,194</u>	<u>\$ 4,162,429</u>

LAFAYETTE CITY-PARISH CONSOLIDATED GOVERNMENT
Lafayette, Louisiana
General Fund - Lafayette Parish

Budgetary Comparison Schedule - Detail of Expenditures (Continued)
For the Year Ended October 31, 2015
With Comparative Actual Amounts for the Year Ended October 31, 2014

	2015			Variance with Final Budget Positive (Negative)	2014 Actual
	Original Budget	Final Budget	Actual		
Office of Finance and Management:					
General Accounts -					
General government:					
Dues and subscriptions	\$ 16,750	\$ 16,750	\$ 16,682	\$ 68	\$ 16,682
Publication and recordation	23,000	23,000	8,463	14,537	7,705
Printing and binding	2,000	2,000	-	2,000	-
Governmental relations	200	200	-	200	42,000
Charges for collection	263,304	263,304	157,332	105,972	178,944
External appropriations	208,917	244,264	270,201	(25,937)	225,407
Group insurance	36,752	36,752	36,752	-	36,752
Accrued leave	49,512	49,512	35,337	14,175	92,795
Assessor's office	-	437,850	63,830	374,020	38,716
Other	551,911	544,566	445,656	98,910	44,575
Street lighting	7,900	9,500	9,157	343	7,978
National Guard	6,000	6,000	6,000	-	6,000
Office of Emergency					
Preparedness	118,158	136,607	131,272	5,335	91,402
Contractual services-sheriff	36,000	44,880	44,880	-	36,380
Parish Service Officer	40,608	40,608	40,608	-	38,850
Total Office of Finance and Management	<u>1,361,012</u>	<u>1,855,793</u>	<u>1,266,170</u>	<u>589,623</u>	<u>864,186</u>
Elected Officials:					
District Courts -					
Judges:					
General government -					
Personnel costs	<u>677,193</u>	<u>706,635</u>	<u>690,581</u>	<u>16,054</u>	<u>669,593</u>

(continued)

LAFAYETTE CITY-PARISH CONSOLIDATED GOVERNMENT
Lafayette, Louisiana
General Fund - Lafayette Parish

Budgetary Comparison Schedule - Detail of Expenditures (Continued)
For the Year Ended October 31, 2015
With Comparative Actual Amounts for the Year Ended October 31, 2014

	2015			Variance with Final Budget Positive (Negative)	2014 Actual
	Original Budget	Final Budget	Actual		
District Attorney -					
General government:					
Personnel costs	1,195,826	1,191,487	1,135,278	56,209	1,096,606
Transportation	28,000	30,502	27,909	2,593	25,262
Contractual services	17,500	17,165	17,163	2	17,427
Insurance	15,000	12,833	12,833	-	12,302
	<u>1,256,326</u>	<u>1,251,987</u>	<u>1,193,183</u>	<u>58,804</u>	<u>1,151,597</u>
Justice of the Peace and Constables -					
General government:					
Personnel costs	156,512	156,512	153,795	2,717	155,509
Training	12,500	12,500	10,403	2,097	9,619
Other	800	800	-	800	178
	<u>169,812</u>	<u>169,812</u>	<u>164,198</u>	<u>5,614</u>	<u>165,306</u>
Registrar of Voters -					
General government:					
Personnel costs	169,780	164,780	137,901	26,879	142,184
Telephone	6,304	6,304	4,213	2,091	3,151
Vehicle subsidy leases	5,400	5,400	5,340	60	5,361
Supplies and materials	3,500	3,449	3,112	337	5,212
Other	24,902	33,153	18,625	14,528	38,686
	<u>209,886</u>	<u>213,086</u>	<u>169,191</u>	<u>43,895</u>	<u>194,594</u>
Total Elected Officials	<u>2,313,217</u>	<u>2,341,520</u>	<u>2,217,153</u>	<u>124,367</u>	<u>2,181,090</u>

(continued)

LAFAYETTE CITY-PARISH CONSOLIDATED GOVERNMENT
Lafayette, Louisiana
General Fund - Lafayette Parish

Budgetary Comparison Schedule - Detail of Expenditures (Continued)
For the Year Ended October 31, 2015
With Comparative Actual Amounts for the Year Ended October 31, 2014

	2015			Variance with Final Budget Positive (Negative)	2014 Actual
	Original Budget	Final Budget	Actual		
Parishwide Fire Protection:					
Public safety -					
Transportation	20,000	20,500	15,754	4,746	27,130
Other		13,000	12,500	500	32,632
2% fire insurance rebate -					
Milton	41,323	46,988	46,988	-	41,322
Judice	43,878	49,707	49,707	-	43,878
Carencro	82,759	94,929	94,929	-	82,759
Duson	19,519	21,485	21,485	-	19,519
Scott	88,141	100,821	100,821	-	88,140
Broussard	49,637	56,807	56,807	-	49,636
Youngsville	72,307	89,052	89,052	-	72,306
External appropriations -					
Milton	40,000	62,233	40,000	22,233	40,000
Judice	40,000	62,233	40,000	22,233	40,000
Carencro	40,000	40,000	40,000	-	40,000
Duson	40,000	53,519	47,005	6,514	40,000
Scott	83,820	83,820	40,000	43,820	113,420
Broussard	40,000	40,000	40,000	-	40,000
Youngsville	40,000	40,000	40,000	-	40,000
Tower rental	6,000	6,000	6,000	-	6,000
Sheriff's crews	100,000	100,000	79,183	20,817	106,000
Volunteer fire-fighting assistance	140,000	140,000	140,000	-	140,000
 Total Parishwide Fire Protection	 987,384	 1,121,094	 1,000,231	 120,863	 1,062,742
Traffic and Transportation					
Department:					
Parking -					
Traffic and transportation	202,000	244,522	9,480	235,042	1,549

(continued)

LAFAYETTE CITY-PARISH CONSOLIDATED GOVERNMENT
Lafayette, Louisiana
General Fund - Lafayette Parish

Budgetary Comparison Schedule - Detail of Expenditures (Continued)
For the Year Ended October 31, 2015
With Comparative Actual Amounts for the Year Ended October 31, 2014

	2015			Variance with Final Budget Positive (Negative)	2014 Actual
	Original Budget	Final Budget	Actual		
Parks and Recreation Department:					
Operations and Maintenance -					
Culture and recreation:					
Equipment purchases	28,019	32,865	23,831	9,034	-
Repairs and maintenance	69,593	81,630	59,192	22,438	6,316
Supplies	36,464	42,771	31,014	11,757	14,237
Field lighting projects	22,049	25,863	18,754	7,109	3,951
Park improvements	<u>61,875</u>	<u>72,577</u>	<u>52,627</u>	<u>19,950</u>	<u>370,486</u>
Total Parks and Recreation Department	<u>218,000</u>	<u>255,706</u>	<u>185,418</u>	<u>70,288</u>	<u>394,990</u>
Community Development Department:					
Federal Programs Administration -					
General government:					
Personnel costs	49,982	49,982	49,956	26	48,984
Telephone and utilities	200	200	15	185	107
Other	<u>1,600</u>	<u>1,600</u>	<u>482</u>	<u>1,118</u>	<u>373</u>
Total Federal Programs Admin.	<u>51,782</u>	<u>51,782</u>	<u>50,453</u>	<u>1,329</u>	<u>49,464</u>
15th Judicial District Drug Court -					
General government:					
Personnel costs	-	-	-	-	11,914
Rent	-	-	-	-	18,300
Other	<u>-</u>	<u>-</u>	<u>-</u>	<u>-</u>	<u>3,896</u>
Total 15th Judicial District Drug Court	<u>-</u>	<u>-</u>	<u>-</u>	<u>-</u>	<u>34,110</u>
Total Community Development Department	<u>51,782</u>	<u>51,782</u>	<u>50,453</u>	<u>1,329</u>	<u>83,574</u>
Others:					
County Agent -					
Conservation of natural resources:					
Transportation	2,800	2,800	2,705	95	2,379
Telephone	15,000	15,000	13,572	1,428	10,614
Materials and supplies	5,000	4,500	4,062	438	6,333
Uniforms	2,000	2,000	1,009	991	1,596
Office expense	3,500	3,500	3,411	89	3,611
Contractual services	95,000	95,000	94,990	10	80,300
Other	<u>1,000</u>	<u>1,500</u>	<u>1,084</u>	<u>416</u>	<u>652</u>
Total Others	<u>124,300</u>	<u>124,300</u>	<u>120,833</u>	<u>3,467</u>	<u>105,485</u>
Total expenditures	<u>\$ 5,257,695</u>	<u>\$ 5,994,717</u>	<u>\$ 4,849,738</u>	<u>\$ 1,144,979</u>	<u>\$ 4,693,616</u>

LAFAYETTE CITY-PARISH CONSOLIDATED GOVERNMENT
Lafayette, Louisiana
Nonmajor Governmental Funds

Combining Balance Sheet - By Fund Type
October 31, 2015
With Comparative Totals for October 31, 2014

	Special	Debt	Capital	Totals	
	Revenue Funds	Service Funds	Projects Funds	2015	2014
ASSETS					
Cash	\$ 6,991,619	\$ 1,137,628	\$ 4,838,760	\$ 12,968,007	\$ 2,147,870
Investments	81,369,296	44,627,722	56,745,488	182,742,506	209,732,485
Accounts receivable, net	775,499	-	-	775,499	866,392
Loans receivable	2,577,503	-	-	2,577,503	2,289,941
Allowance for uncollectible loans	(59,979)	-	-	(59,979)	(32,712)
Assessments receivable	-	143,880	-	143,880	193,219
Accrued interest receivable	76,946	137,257	54,667	268,870	265,712
Due from other funds	2,389,678	1,517,092	-	3,906,770	666,509
Due from other governmental agencies	11,742,590	-	-	11,742,590	12,153,998
Inventories, at cost	36,694	-	-	36,694	23,210
Prepaid items	15,162	-	-	15,162	93,795
Total assets	<u>\$ 105,915,008</u>	<u>\$ 47,563,579</u>	<u>\$ 61,638,915</u>	<u>\$ 215,117,502</u>	<u>\$ 228,400,419</u>
LIABILITIES AND FUND BALANCES					
Liabilities:					
Cash overdraft	\$ 2,965,886	\$ -	\$ -	\$ 2,965,886	\$ 3,007,972
Accounts payable	1,729,718	-	-	1,729,718	1,226,038
Accrued salaries and benefits	475,497	-	-	475,497	465,910
Contracts payable	429,399	-	1,424,633	1,854,032	1,945,947
Retainage payable	288,800	-	470,707	759,507	1,171,574
Other payables	146,355	-	-	146,355	118,540
Due to other funds	8,087,228	1,820,076	11,470	9,918,774	10,768,505
Due to other governmental agencies	262,270	-	-	262,270	929,285
Unearned revenue	144,007	-	-	144,007	170,409
Total liabilities	<u>14,529,160</u>	<u>1,820,076</u>	<u>1,906,810</u>	<u>18,256,046</u>	<u>19,804,180</u>
Fund balances:					
Nonspendable -					
Inventories	36,694	-	-	36,694	23,210
Prepaid items	15,162	-	-	15,162	93,795
Restricted -					
Capital expenditures	35,260,243	-	59,732,105	94,992,348	114,365,602
Debt service	-	45,027,523	-	45,027,523	45,707,878
Operations and maintenance	49,316,239	-	-	49,316,239	40,148,177
Purpose of grantors and donors	4,882,793	-	-	4,882,793	4,895,977
Committed -					
Incomplete projects	26,723	-	-	26,723	209,492
Assigned -					
Subsequent year's expenditures	<u>1,847,994</u>	<u>715,980</u>	<u>-</u>	<u>2,563,974</u>	<u>3,152,108</u>
Total fund balances	<u>91,385,848</u>	<u>45,743,503</u>	<u>59,732,105</u>	<u>196,861,456</u>	<u>208,596,239</u>
Total liabilities and fund balances	<u>\$ 105,915,008</u>	<u>\$ 47,563,579</u>	<u>\$ 61,638,915</u>	<u>\$ 215,117,502</u>	<u>\$ 228,400,419</u>

LAFAYETTE CITY-PARISH CONSOLIDATED GOVERNMENT

Lafayette, Louisiana


Nonmajor Governmental Funds

Combining Statement of Revenues, Expenditures, and Changes in Fund Balances

For the Year Ended October 31, 2015

With Comparative Totals for the Year Ended October 31, 2014

	Special	Debt	Capital	Totals	
	Revenue Funds	Service Funds	Projects Funds	2015	2014
Revenues:					
Taxes -					
Ad valorem	\$ 46,723,439	\$ 5,816,689	\$ -	\$ 52,540,128	\$ 45,587,439
Sales and use	1,664,965	28,111,399	-	29,776,364	32,571,107
Licenses and permits	2,760,533	-	-	2,760,533	3,383,491
Intergovernmental -					
Federal grants	9,036,018	-	-	9,036,018	10,073,381
State funds:					
Grants	1,746,498	-	-	1,746,498	394,428
Parish transportation funds	1,489,401	-	-	1,489,401	1,728,676
State shared revenue	1,170,544	-	-	1,170,544	1,198,546
Other	1,958,977	1,181,563	-	3,140,540	3,040,246
Charges for services	7,456,934	-	-	7,456,934	7,924,651
Fines and forfeits	2,967,871	-	-	2,967,871	3,099,549
Investment earnings	226,047	323,579	100,758	650,384	568,479
Miscellaneous	608,319	-	3,048	611,367	611,664
Total revenues	<u>77,809,546</u>	<u>35,433,230</u>	<u>103,806</u>	<u>113,346,582</u>	<u>110,181,657</u>
Expenditures:					
Current -					
General government	14,455,123	210,086	106,278	14,771,487	15,146,426
Public safety	10,803,084	-	-	10,803,084	9,695,730
Traffic and transportation	9,134,550	-	-	9,134,550	9,177,599
Streets and drainage	12,927,362	-	-	12,927,362	14,193,472
Urban redevelopment and housing	1,540,596	-	-	1,540,596	1,720,210
Culture and recreation	23,232,853	-	-	23,232,853	21,065,262
Health and welfare	1,031,509	-	-	1,031,509	834,209
Economic opportunity	266,257	-	-	266,257	287,734
Economic development and assistance	1,334,018	-	-	1,334,018	1,234,552
Debt service -					
Principal retirement	-	22,085,000	-	22,085,000	22,055,000
Interest and fiscal charges	-	16,723,932	-	16,723,932	18,255,078
Debt issuance costs	-	564,259	-	564,259	518,688
Capital outlay	9,515,006	-	15,361,497	24,876,503	21,839,144
Total expenditures	<u>84,240,358</u>	<u>39,583,277</u>	<u>15,467,775</u>	<u>139,291,410</u>	<u>136,023,104</u>
Deficiency of revenues over expenditures	<u>(6,430,812)</u>	<u>(4,150,047)</u>	<u>(15,363,969)</u>	<u>(25,944,828)</u>	<u>(25,841,447)</u>
Other financing sources (uses):					
Proceeds from issuance of debt	-	35,755,000	-	35,755,000	29,930,000
Premium on issuance of debt	-	4,727,436	-	4,727,436	3,191,605
Payment to escrow agent	-	(41,352,890)	-	(41,352,890)	(33,074,767)
Transfers in	29,074,890	4,944,123	-	34,019,013	17,771,819
Transfers out	<u>(18,235,046)</u>	<u>(603,209)</u>	<u>(100,259)</u>	<u>(18,938,514)</u>	<u>(5,736,577)</u>
Total other financing sources (uses)	<u>10,839,844</u>	<u>3,470,460</u>	<u>(100,259)</u>	<u>14,210,045</u>	<u>12,082,080</u>
Net change in fund balances	4,409,032	(679,587)	(15,464,228)	(11,734,783)	(13,759,367)
Fund balances, beginning	<u>86,976,816</u>	<u>46,423,090</u>	<u>75,196,333</u>	<u>208,596,239</u>	<u>222,355,606</u>
Fund balances, ending	<u>\$ 91,385,848</u>	<u>\$ 45,743,503</u>	<u>\$ 59,732,105</u>	<u>\$ 196,861,456</u>	<u>\$ 208,596,239</u>



Lafayette
CONSOLIDATED GOVERNMENT

**Nonmajor
Special Revenue Funds**

Nonmajor Governmental Funds

Special Revenue Funds

Special Revenue funds account for and report the proceeds of specific revenue sources that are legally restricted for specific purposes other than debt service or capital projects.

Road and Bridge Maintenance - this fund accounts for proceeds of ad valorem taxes assessed by the City and Parish, State's Parish Transportation funds, state shared revenue, and any interest earned on these funds to cover the costs of maintaining and improving the roads and bridges in the Parish.

Parishwide Drainage Maintenance - this fund accounts for proceeds of ad valorem taxes assessed by the Parish, state shared revenue, and interest earned on these funds to cover the costs of improving and maintaining drainage throughout Lafayette Parish.

Adult Correctional Facility Maintenance - this fund accounts for proceeds of ad valorem taxes, state shared revenue, and interest earned on these funds to cover the costs of operating and maintaining the Adult Correctional Facility in the Parish.

Courthouse and Jail Maintenance - this fund accounts for proceeds of ad valorem taxes assessed by the Parish, state shared revenue, and interest earned on these funds. These revenues are dedicated to the courthouse and jail in the Parish for operations and maintenance costs.

Juvenile Detention Home Maintenance - this fund accounts for ad valorem taxes assessed by the Parish, collection and disbursement of various federal and state grants, state shared revenue, charges for services, and any interest earned on these funds. Revenues are dedicated to covering the cost of operating, improving, and maintaining the Juvenile Detention Home.

Combined Public Health Fund - this fund accounts for ad valorem taxes assessed by the Parish, collection and disbursement of those taxes to funds dedicated to operating and maintaining the Health Unit, Animal Control, and Mosquito Abatement.

Health Unit Maintenance - this fund accounts for proceeds of ad valorem taxes assessed by the Parish. Proceeds from the tax shall be used for the purpose of operating and maintaining the Health Unit.

Mosquito Abatement and Control - this fund accounts for a special property tax levy required to cover the cost of controlling mosquitoes and other arthropods.

Lafayette Parish Public Library - this fund accounts for proceeds of ad valorem taxes assessed by the Parish, state shared revenue, and revenues from services provided by the library. These revenues are to cover the cost of operating, maintaining, and constructing all branches of the Lafayette Parish Public Library.

Municipal Transit System - this fund accounts for the activities necessary to provide bus service for the residents of the City.

Recreation and Parks - funded primarily from a transfer of City general governmental funds and ad valorem taxes assessed by the City. These proceeds are used for the purpose of maintaining and operating recreation programs in the City and unincorporated areas.

Nonmajor Governmental Funds

Special Revenue Funds (Continued)

Golf Courses - this fund is used to account for the operations of the City's three golf courses. The fund's operations are financed by green fees, golf equipment rentals, memberships, and tournament fees.

Natural History Museum and Planetarium - this fund is used to account for revenues from ticket sales, facility rentals, and other services provided to cover the costs of operating and maintaining the museum and planetarium.

Heymann Performing Arts Center - these funds are used to account for all proceeds from ticket sales and facility rental fees at the Heymann Performing Arts Center. The proceeds of these sales go toward operating and maintaining the facility.

Parking Program - this fund is used to account for parking revenues to promote improved parking facilities.

Codes and Permits - this fund is used to account for the revenues from permits and other services provided by the Codes Division to cover the costs of operating and maintaining the Planning, Zoning, and Development Department.

Coroner's Expense - this fund accounts for revenues from services provided by the Coroner's office. Proceeds from these services are dedicated to covering the costs of operating and maintaining the Coroner's office in Lafayette Parish.

War Memorial - this fund is used to account for the money received from Veteran's Affairs and the operating subsidy from the Parish General Fund for operating and maintaining the War Memorial Building.

Criminal Court Fund - this fund is used to account for deposited fines and forfeitures to cover the following expenses: the criminal courts, petit jury, grand jury, witness fees, Parish law library, and other expenses incurred by the 15th Judicial District Court and the District Attorney's Office.

Criminal Justice Support Services - this fund accounts for collections from various federal, state, and local sources and the disbursements used to assist repeat offenders with rehabilitative education.

Justice Department Federal Equitable Sharing - this fund accounts for the cash proceeds received from seizures and forfeitures, as well as any interest earned on these funds. These funds are dedicated to public safety.

Traffic Safety - this fund accounts for safe light and safe speed ticket fees collected by Redflex for Lafayette Consolidated Government.

Narcotics Seized/Forfeited Property - these funds account for the cash proceeds received from federal and state narcotic seizures and forfeitures, as well as any interest earned on these funds.

1961 Sales Tax Trust - this fund is used to account for the 1% sales and use tax levied by the City of Lafayette. These revenues are dedicated to capital improvements, the general fund, and debt service.

Nonmajor Governmental Funds

Special Revenue Funds (Continued)

1985 Sales Tax Trust - this fund is used to account for the 1% sales and use tax levied by the City of Lafayette. These revenues are dedicated to capital improvements, the general fund, and debt service.

TIF Sales Tax Trusts - this fund is used to account for sales and use tax levied by the City of Lafayette. These revenues are dedicated to redevelopment, infrastructure, and other community-improvement projects in the defined district.

Community Development Grants - these funds are to account for the collection and disbursement of various federal and state grants administered by the Community Development Department. These grants go toward programs to increase opportunities, assist in the creation of employment, and improving and restoring housing in Lafayette Parish.

Federal Transportation and Planning Grants - these funds are to account for the collection and disbursement of various federal and state grants administered by the Public Works Department. These funds are used to cover the costs of planning, operating, improving, and maintaining buses, Interstate 49, other state and local roadways, sidewalks and crosswalks in the Parish.

Other Federal Grants - this fund accounts for the collection and disbursement of various federal grants received by Lafayette Consolidated Government.

Other State Grants - this fund accounts for the collection and disbursement of various state and federal grants received by Lafayette Consolidated Government.

LAFAYETTE CITY-PARISH CONSOLIDATED GOVERNMENT
Lafayette, Louisiana

Combining Balance Sheet
Nonmajor Special Revenue Funds
October 31, 2015

	Road and Bridge Maintenance	Parishwide Drainage Maintenance	Adult Correctional Facility Maintenance	Courthouse and Jail Maintenance
ASSETS				
Cash	\$ 835,812	\$ 1,058,599	\$ 4,950	\$ 523,131
Investments	9,801,801	12,414,487	-	6,134,908
Accounts receivable, net	143,510	-	-	-
Loans receivable	-	-	-	-
Allowance for uncollectible loans	-	-	-	-
Accrued interest receivable	9,443	11,960	-	5,910
Due from other funds	-	-	362,028	-
Due from other governmental agencies	-	-	-	-
Inventories, at cost	-	-	-	-
Prepaid items	-	-	-	-
Total assets	<u>\$ 10,790,566</u>	<u>\$ 13,485,046</u>	<u>\$ 366,978</u>	<u>\$ 6,663,949</u>
 LIABILITIES AND FUND BALANCES				
Liabilities:				
Cash overdraft	\$ -	\$ -	\$ -	\$ -
Accounts payable	62,700	110,729	339,087	19,555
Accrued salaries and benefits	52,288	38,398	-	-
Contracts payable	-	429,399	-	-
Retainage payable	50,972	35,652	27,891	82,593
Other payables	-	-	-	-
Due to other funds	-	-	-	362,027
Due to other governmental agencies	-	-	-	-
Unearned revenue	-	-	-	-
Total liabilities	<u>165,960</u>	<u>614,178</u>	<u>366,978</u>	<u>464,175</u>
 Fund balances:				
Nonspendable -				
Inventories	-	-	-	-
Prepaid items	-	-	-	-
Restricted -				
Capital expenditures	6,147,946	9,989,037	-	3,208,218
Operations and maintenance	4,476,660	2,881,831	-	2,991,556
Purpose of grantors and donors	-	-	-	-
Committed - incomplete projects	-	-	-	-
Assigned - subsequent year's expenditures	-	-	-	-
Total fund balances	<u>10,624,606</u>	<u>12,870,868</u>	<u>-</u>	<u>6,199,774</u>
Total liabilities and fund balances	<u>\$ 10,790,566</u>	<u>\$ 13,485,046</u>	<u>\$ 366,978</u>	<u>\$ 6,663,949</u>

Juvenile Detention Home Maintenance	Combined Public Health	Health Unit Maintenance	Mosquito Abatement and Control	Lafayette Parish Public Library	Municipal Transit System
\$ 277,999	\$ 833,789	\$ 54,054	\$ 90,035	\$ 2,841,025	\$ -
3,259,004	9,778,079	633,910	1,055,861	33,315,148	-
-	-	-	-	15,771	22,367
-	-	-	-	-	-
-	-	-	-	-	-
3,140	9,420	611	1,017	32,095	-
-	1,537,181	-	-	-	-
20,841	-	-	-	-	704,667
-	-	-	-	-	-
-	-	-	-	15,162	-
<u>\$ 3,560,984</u>	<u>\$ 12,158,469</u>	<u>\$ 688,575</u>	<u>\$ 1,146,913</u>	<u>\$ 36,219,201</u>	<u>\$ 727,034</u>
\$ -	\$ -	\$ -	\$ -	\$ -	\$ 345,273
21,556	-	-	87,699	33,847	121,498
21,404	-	8,033	115	75,397	32,530
-	-	-	-	-	-
-	-	-	-	7,713	-
-	-	-	-	-	-
-	-	173,013	129,730	-	227,733
-	-	-	-	-	-
-	-	-	-	-	-
<u>42,960</u>	<u>-</u>	<u>181,046</u>	<u>217,544</u>	<u>116,957</u>	<u>727,034</u>
-	-	-	-	-	-
-	-	-	-	15,162	-
-	570,660	-	-	13,663,621	-
3,518,024	11,587,809	507,529	929,369	22,423,461	-
-	-	-	-	-	-
-	-	-	-	-	-
-	-	-	-	-	-
<u>3,518,024</u>	<u>12,158,469</u>	<u>507,529</u>	<u>929,369</u>	<u>36,102,244</u>	<u>-</u>
<u>\$ 3,560,984</u>	<u>\$ 12,158,469</u>	<u>\$ 688,575</u>	<u>\$ 1,146,913</u>	<u>\$ 36,219,201</u>	<u>\$ 727,034</u>

(continued)

LAFAYETTE CITY-PARISH CONSOLIDATED GOVERNMENT
Lafayette, Louisiana

Combining Balance Sheet
Nonmajor Special Revenue Funds (Continued)
October 31, 2015

	Recreation and Parks	Golf Courses	Natural History Museum and Planetarium	Heymann Performing Arts Center
ASSETS				
Cash	\$ 180	\$ 2,648	\$ 1,650	\$ 109,300
Investments	-	24,776	-	-
Accounts receivable, net	5,360	16,470	-	156,363
Loans receivable	-	-	-	-
Allowance for uncollectible loans	-	-	-	-
Accrued interest receivable	-	24	-	-
Due from other funds	142,535	9,388	78,503	124,823
Due from other governmental agencies	-	-	-	-
Inventories, at cost	-	9,327	-	-
Prepaid items	-	-	-	-
Total assets	\$ 148,075	\$ 62,633	\$ 80,153	\$ 390,486
 LIABILITIES AND FUND BALANCES				
Liabilities:				
Cash overdraft	\$ -	\$ -	\$ -	\$ -
Accounts payable	65,452	27,907	69,243	27,642
Accrued salaries and benefits	55,775	23,682	10,910	12,960
Contracts payable	-	-	-	-
Retainage payable	-	-	-	-
Other payables	340	1,717	-	11,156
Due to other funds	-	9,327	-	226,230
Due to other governmental agencies	-	-	-	-
Unearned revenue	26,508	-	-	112,498
Total liabilities	148,075	62,633	80,153	390,486
 Fund balances:				
Nonspendable -				
Inventories	-	9,327	-	-
Prepaid items	-	-	-	-
Restricted -				
Capital expenditures	-	-	-	-
Operations and maintenance	-	-	-	-
Purpose of grantors and donors	-	-	-	-
Committed - incomplete projects	-	-	-	-
Assigned - subsequent year's expenditures	-	(9,327)	-	-
Total fund balances	-	-	-	-
Total liabilities and fund balances	\$ 148,075	\$ 62,633	\$ 80,153	\$ 390,486

<u>Parking Program</u>	<u>Codes and Permits</u>	<u>Coroner's Expense</u>	<u>War Memorial</u>	<u>Criminal Court</u>	<u>Criminal Justice Support Services</u>	<u>Justice Department Federal Equitable Sharing</u>
\$ -	\$ 99,732	\$ -	\$ -	\$ 100	\$ -	\$ 38,580
-	1,165,368	-	-	-	-	452,439
5,697	59,125	113,500	27,780	-	-	-
-	-	-	-	-	-	-
-	-	-	-	-	-	-
-	1,123	-	-	-	-	435
33,595	10,340	38,217	-	2,849	38,180	-
-	-	9,053	-	361,506	-	-
-	-	-	-	-	-	-
-	-	-	-	-	-	-
<u>\$ 39,292</u>	<u>\$ 1,335,688</u>	<u>\$ 160,770</u>	<u>\$ 27,780</u>	<u>\$ 364,455</u>	<u>\$ 38,180</u>	<u>\$ 491,454</u>

\$ 17,545	\$ -	\$ -	\$ -	\$ 137,875	\$ 35,296	\$ -
6,796	5,233	43,780	14,896	49,219	36	-
7,464	40,915	3,390	1,780	48,444	2,848	-
-	-	-	-	-	-	-
-	-	-	-	-	-	-
7,487	6	113,600	-	11,768	-	-
-	435	-	11,104	117,149	-	-
-	-	-	-	-	-	-
-	-	-	-	-	-	-
<u>39,292</u>	<u>46,589</u>	<u>160,770</u>	<u>27,780</u>	<u>364,455</u>	<u>38,180</u>	<u>-</u>

-	-	-	-	-	-	-
-	-	-	-	-	-	-
-	-	-	-	-	-	-
-	-	-	-	-	-	189,127
-	26,723	-	-	-	-	-
-	<u>1,262,376</u>	-	-	-	-	<u>302,327</u>
-	<u>1,289,099</u>	-	-	-	-	<u>491,454</u>
<u>\$ 39,292</u>	<u>\$ 1,335,688</u>	<u>\$ 160,770</u>	<u>\$ 27,780</u>	<u>\$ 364,455</u>	<u>\$ 38,180</u>	<u>\$ 491,454</u>

(continued)

LAFAYETTE CITY-PARISH CONSOLIDATED GOVERNMENT
Lafayette, Louisiana

Combining Balance Sheet
Nonmajor Special Revenue Funds (Continued)
October 31, 2015

	Traffic Safety	Narcotics Seized/ Forfeited Property	1961 Sales Tax Trust	1985 Sales Tax Trust
ASSETS				
Cash	\$ 14,750	\$ 2,001	\$ 78	\$ -
Investments	172,978	23,473	-	-
Accounts receivable, net	107,387	-	-	-
Loans receivable	-	-	-	-
Allowance for uncollectible loans	-	-	-	-
Accrued interest receivable	167	23	-	-
Due from other funds	-	-	8,327	3,143
Due from other governmental agencies	-	-	3,723,035	3,130,914
Inventories, at cost	-	-	-	-
Prepaid items	-	-	-	-
Total assets	<u>\$ 295,282</u>	<u>\$ 25,497</u>	<u>\$ 3,731,440</u>	<u>\$ 3,134,057</u>
LIABILITIES AND FUND BALANCES				
Liabilities:				
Cash overdraft	\$ -	\$ -	\$ -	\$ -
Accounts payable	204	-	26,318	23,768
Accrued salaries and benefits	2,460	-	-	-
Contracts payable	-	-	-	-
Retainage payable	-	-	-	-
Other payables	-	-	-	-
Due to other funds	-	-	3,705,122	3,110,289
Due to other governmental agencies	-	-	-	-
Unearned revenue	-	-	-	-
Total liabilities	<u>2,664</u>	<u>-</u>	<u>3,731,440</u>	<u>3,134,057</u>
Fund balances:				
Nonspendable -				
Inventories	-	-	-	-
Prepaid items	-	-	-	-
Restricted -				
Capital expenditures	-	-	-	-
Operations and maintenance	-	-	-	-
Purpose of grantors and donors	-	25,497	-	-
Committed - incomplete projects	-	-	-	-
Assigned - subsequent year's expenditures	<u>292,618</u>	<u>-</u>	<u>-</u>	<u>-</u>
Total fund balances	<u>292,618</u>	<u>25,497</u>	<u>-</u>	<u>-</u>
Total liabilities and fund balances	<u>\$ 295,282</u>	<u>\$ 25,497</u>	<u>\$ 3,731,440</u>	<u>\$ 3,134,057</u>

TIF Sales Tax Trusts	Community Development Grants	Federal Transportation and Planning Grants	Other Federal Grants	Other State Grants	Total
\$ 78,583	\$ 300	\$ 124,323	\$ -	\$ -	\$ 6,991,619
1,500,000	1,530,523	-	106,541	-	81,369,296
102,169	-	-	-	-	775,499
-	2,577,503	-	-	-	2,577,503
-	(59,979)	-	-	-	(59,979)
-	1,475	-	103	-	76,946
9	-	-	60	500	2,389,678
-	867,788	109,749	1,829,607	985,430	11,742,590
-	27,367	-	-	-	36,694
-	-	-	-	-	15,162
<u>\$ 1,680,761</u>	<u>\$ 4,944,977</u>	<u>\$ 234,072</u>	<u>\$ 1,936,311</u>	<u>\$ 985,930</u>	<u>\$ 105,915,008</u>
\$ -	\$ 290,885	\$ -	\$ 1,390,762	\$ 748,250	\$ 2,965,886
-	222,901	234,029	11,304	104,319	1,729,718
-	23,828	-	12,876	-	475,497
-	-	-	-	-	429,399
-	-	-	-	83,979	288,800
-	281	-	-	-	146,355
-	-	-	4,945	10,124	8,087,228
-	-	43	222,969	39,258	262,270
-	1,180	-	3,821	-	144,007
-	<u>539,075</u>	<u>234,072</u>	<u>1,646,677</u>	<u>985,930</u>	<u>14,529,160</u>
-	27,367	-	-	-	36,694
-	-	-	-	-	15,162
1,680,761	-	-	-	-	35,260,243
-	-	-	-	-	49,316,239
-	4,378,535	-	289,634	-	4,882,793
-	-	-	-	-	26,723
-	-	-	-	-	1,847,994
<u>1,680,761</u>	<u>4,405,902</u>	<u>-</u>	<u>289,634</u>	<u>-</u>	<u>91,385,848</u>
<u>\$ 1,680,761</u>	<u>\$ 4,944,977</u>	<u>\$ 234,072</u>	<u>\$ 1,936,311</u>	<u>\$ 985,930</u>	<u>\$ 105,915,008</u>

LAFAYETTE CITY-PARISH CONSOLIDATED GOVERNMENT

Lafayette, Louisiana

Combining Statement of Revenues, Expenditures, and Changes in Fund Balances

Nonmajor Special Revenue Funds

For the Year Ended October 31, 2015

	<u>Road and Bridge Maintenance</u>	<u>Parishwide Drainage Maintenance</u>	<u>Adult Correctional Facility Maintenance</u>	<u>Courthouse and Jail Maintenance</u>
Revenues:				
Taxes -				
Ad valorem	\$ 8,104,257	\$ 6,484,543	\$ 3,999,528	\$ 4,543,167
Sales and use	-	-	-	-
Licenses and permits	-	-	-	-
Intergovernmental -				
Federal grants	-	-	-	-
State funds:				
Grants	-	-	-	-
Parish transportation funds	1,489,401	-	-	-
State shared revenue	259,752	94,046	123,319	140,135
Other	181,945	-	-	227,432
Charges for services	-	-	-	-
Fines and forfeits	-	-	-	-
Investment earnings	19,813	22,916	1,503	12,625
Miscellaneous	30,487	2,732	50,544	350
Total revenues	<u>10,085,655</u>	<u>6,604,237</u>	<u>4,174,894</u>	<u>4,923,709</u>
Expenditures:				
Current -				
General government	2,000	-	-	4,014,290
Public safety	-	-	5,372,442	-
Traffic and transportation	4,346	-	-	-
Streets and drainage	7,553,836	5,373,526	-	-
Urban redevelopment and housing	-	-	-	-
Culture and recreation	-	-	-	-
Health and welfare	-	-	-	-
Economic opportunity	-	-	-	-
Economic development and assistance	-	-	-	-
Capital outlay	2,197,306	1,353,611	1,207	1,375
Total expenditures	<u>9,757,488</u>	<u>6,727,137</u>	<u>5,373,649</u>	<u>4,015,665</u>
Excess (deficiency) of revenues over expenditures	<u>328,167</u>	<u>(122,900)</u>	<u>(1,198,755)</u>	<u>908,044</u>
Other financing sources (uses):				
Transfers in	1,767,412	-	1,198,755	-
Transfers out	<u>(1,474,899)</u>	<u>-</u>	<u>-</u>	<u>(1,363,269)</u>
Total other financing sources (uses)	<u>292,513</u>	<u>-</u>	<u>1,198,755</u>	<u>(1,363,269)</u>
Net change in fund balances	620,680	(122,900)	-	(455,225)
Fund balances, beginning	<u>10,003,926</u>	<u>12,993,768</u>	<u>-</u>	<u>6,654,999</u>
Fund balances, ending	<u>\$ 10,624,606</u>	<u>\$ 12,870,868</u>	<u>\$ -</u>	<u>\$ 6,199,774</u>

<u>Juvenile Detention Home Maintenance</u>	<u>Combined Public Health</u>	<u>Health Unit Maintenance</u>	<u>Mosquito Abatement and Control</u>	<u>Lafayette Parish Public Library</u>	<u>Municipal Transit System</u>
\$ 2,271,580	\$ -	\$ 3,122,374	\$ 2,910,324	\$ 12,657,990	\$ -
-	-	-	-	-	-
-	-	-	-	-	-
26,082	-	-	-	-	1,357,775
-	-	-	-	-	-
-	-	-	-	-	-
39,880	-	-	-	277,848	235,564
-	-	-	-	-	-
173,067	-	-	-	47,105	403,190
-	-	-	-	139,443	-
6,198	8,658	7,276	4,918	58,667	156
159	-	-	37,525	93,123	140,807
<u>2,516,966</u>	<u>8,658</u>	<u>3,129,650</u>	<u>2,952,767</u>	<u>13,274,176</u>	<u>2,137,492</u>
-	-	-	1,304,556	-	5,200
2,474,596	-	-	-	-	-
-	-	-	-	-	4,674,761
-	-	-	-	-	-
-	-	-	-	9,986,896	-
-	-	1,031,509	-	-	-
-	-	-	-	-	-
-	-	-	-	-	-
685	-	552	882	2,302,750	-
<u>2,475,281</u>	<u>-</u>	<u>1,032,061</u>	<u>1,305,438</u>	<u>12,289,646</u>	<u>4,679,961</u>
<u>41,685</u>	<u>8,658</u>	<u>2,097,589</u>	<u>1,647,329</u>	<u>984,530</u>	<u>(2,542,469)</u>
-	14,071,591	-	-	-	2,546,067
-	(1,921,780)	(9,017,161)	(3,819,992)	-	(3,598)
-	<u>12,149,811</u>	<u>(9,017,161)</u>	<u>(3,819,992)</u>	<u>-</u>	<u>2,542,469</u>
41,685	12,158,469	(6,919,572)	(2,172,663)	984,530	-
3,476,339	-	7,427,101	3,102,032	35,117,714	-
<u>\$ 3,518,024</u>	<u>\$ 12,158,469</u>	<u>\$ 507,529</u>	<u>\$ 929,369</u>	<u>\$ 36,102,244</u>	<u>\$ -</u>

(continued)

LAFAYETTE CITY-PARISH CONSOLIDATED GOVERNMENT

Lafayette, Louisiana

Combining Statement of Revenues, Expenditures, and Changes in Fund Balances

Nonmajor Special Revenue Funds (Continued)

For the Year Ended October 31, 2015

	Recreation and Parks	Golf Courses	Natural History Museum and Planetarium	Heymann Performing Arts Center
Revenues:				
Taxes -				
Ad valorem	\$ 2,629,676	\$ -	\$ -	\$ -
Sales and use	-	-	-	-
Licenses and permits	-	-	-	-
Intergovernmental -				
Federal grants	-	-	-	-
State funds:				
Grants	-	-	-	-
Parish transportation funds	-	-	-	-
State shared revenue	-	-	-	-
Other	-	-	-	-
Charges for services	727,509	2,546,035	103,165	2,195,146
Fines and forfeits	-	-	-	-
Investment earnings	567	150	-	216
Miscellaneous	17,725	38,000	-	2,809
Total revenues	<u>3,375,477</u>	<u>2,584,185</u>	<u>103,165</u>	<u>2,198,171</u>
Expenditures:				
Current -				
General government	-	2,400	-	-
Public safety	-	-	-	-
Traffic and transportation	-	-	-	-
Streets and drainage	-	-	-	-
Urban redevelopment and housing	-	-	-	-
Culture and recreation	6,529,749	2,781,160	1,305,436	2,629,612
Health and welfare	-	-	-	-
Economic opportunity	-	-	-	-
Economic development and assistance	-	-	-	-
Capital outlay	-	-	-	-
Total expenditures	<u>6,529,749</u>	<u>2,783,560</u>	<u>1,305,436</u>	<u>2,629,612</u>
Excess (deficiency) of revenues over expenditures	<u>(3,154,272)</u>	<u>(199,375)</u>	<u>(1,202,271)</u>	<u>(431,441)</u>
Other financing sources (uses):				
Transfers in	3,154,272	199,375	1,202,271	556,264
Transfers out	-	-	-	(124,823)
Total other financing sources (uses)	<u>3,154,272</u>	<u>199,375</u>	<u>1,202,271</u>	<u>431,441</u>
Net change in fund balances	-	-	-	-
Fund balances, beginning	-	-	-	-
Fund balances, ending	<u>\$ -</u>	<u>\$ -</u>	<u>\$ -</u>	<u>\$ -</u>

<u>Parking Program</u>	<u>Codes and Permits</u>	<u>Coroner's Expense</u>	<u>War Memorial</u>	<u>Criminal Court</u>	<u>Criminal Justice Support Services</u>	<u>Justice Department Federal Equitable Sharing</u>
\$ -	\$ -	\$ -	\$ -	\$ -	\$ -	\$ -
-	-	-	-	-	-	-
-	2,760,533	-	-	-	-	-
-	-	-	-	-	-	-
-	-	-	-	-	-	-
-	-	-	-	-	-	-
-	-	-	-	-	-	-
-	-	-	-	1,183,535	-	366,065
430,029	271,885	355,322	-	25,966	178,515	-
258,566	-	115,995	-	726,578	-	-
2	2,009	-	-	-	18	679
132	1,850	2,191	111,120	-	-	-
<u>688,729</u>	<u>3,036,277</u>	<u>473,508</u>	<u>111,120</u>	<u>1,936,079</u>	<u>178,533</u>	<u>366,744</u>
1,800	3,574,480	41,479	554,523	4,222,939	-	-
-	-	956,891	-	-	216,713	-
720,524	-	-	-	-	-	-
-	-	-	-	-	-	-
-	-	-	-	-	-	-
-	-	-	-	-	-	-
-	-	-	-	-	-	-
-	-	-	-	-	-	-
-	-	8,190	-	67,896	-	64,417
<u>722,324</u>	<u>3,574,480</u>	<u>1,006,560</u>	<u>554,523</u>	<u>4,290,835</u>	<u>216,713</u>	<u>64,417</u>
<u>(33,595)</u>	<u>(538,203)</u>	<u>(533,052)</u>	<u>(443,403)</u>	<u>(2,354,756)</u>	<u>(38,180)</u>	<u>302,327</u>
33,595	-	533,052	443,403	2,354,756	38,180	-
-	-	-	-	-	-	-
<u>33,595</u>	<u>-</u>	<u>533,052</u>	<u>443,403</u>	<u>2,354,756</u>	<u>38,180</u>	<u>-</u>
-	(538,203)	-	-	-	-	302,327
-	1,827,302	-	-	-	-	189,127
<u>\$ -</u>	<u>\$ 1,289,099</u>	<u>\$ -</u>	<u>\$ -</u>	<u>\$ -</u>	<u>\$ -</u>	<u>\$ 491,454</u>

(continued)

LAFAYETTE CITY-PARISH CONSOLIDATED GOVERNMENT

Lafayette, Louisiana

Combining Statement of Revenues, Expenditures, and Changes in Fund Balances

Nonmajor Special Revenue Funds (Continued)

For the Year Ended October 31, 2015

	Traffic Safety	Narcotics Seized/ Forfeited Property	1961 Sales Tax Trust	1985 Sales Tax Trust
Revenues:				
Taxes -				
Ad valorem	\$ -	\$ -	\$ -	\$ -
Sales and use	-	-	216,695	189,950
Licenses and permits	-	-	-	-
Intergovernmental -				
Federal grants	-	-	-	-
State funds:				
Grants	-	-	-	-
Parish transportation funds	-	-	-	-
State shared revenue	-	-	-	-
Other	-	-	-	-
Charges for services	-	-	-	-
Fines and forfeits	1,727,289	-	-	-
Investment earnings	595	196	3,771	3,188
Miscellaneous	-	-	-	-
Total revenues	<u>1,727,884</u>	<u>196</u>	<u>220,466</u>	<u>193,138</u>
Expenditures:				
Current -				
General government	-	-	220,466	193,138
Public safety	-	-	-	-
Traffic and transportation	2,254,352	-	-	-
Streets and drainage	-	-	-	-
Urban redevelopment and housing	-	-	-	-
Culture and recreation	-	-	-	-
Health and welfare	-	-	-	-
Economic opportunity	-	-	-	-
Economic development and assistance	-	-	-	-
Capital outlay	-	-	-	-
Total expenditures	<u>2,254,352</u>	<u>-</u>	<u>220,466</u>	<u>193,138</u>
Excess (deficiency) of revenues over expenditures	<u>(526,468)</u>	<u>196</u>	<u>-</u>	<u>-</u>
Other financing sources (uses):				
Transfers in	-	-	329,642	179,882
Transfers out	-	-	<u>(329,642)</u>	<u>(179,882)</u>
Total other financing sources (uses)	<u>-</u>	<u>-</u>	<u>-</u>	<u>-</u>
Net change in fund balances	<u>(526,468)</u>	<u>196</u>	<u>-</u>	<u>-</u>
Fund balances, beginning	<u>819,086</u>	<u>25,301</u>	<u>-</u>	<u>-</u>
Fund balances, ending	<u>\$ 292,618</u>	<u>\$ 25,497</u>	<u>\$ -</u>	<u>\$ -</u>

<u>TIF Sales Tax Trusts</u>	<u>Community Development Grants</u>	<u>Federal Transportation and Planning Grants</u>	<u>Other Federal Grants</u>	<u>Other State Grants</u>	<u>Total</u>
\$ -	\$ -	\$ -	\$ -	\$ -	\$ 46,723,439
1,258,320	-	-	-	-	1,664,965
-	-	-	-	-	2,760,533
-	3,181,018	2,091,203	1,912,773	467,167	9,036,018
-	-	-	-	1,746,498	1,746,498
-	-	-	-	-	1,489,401
-	-	-	-	-	1,170,544
-	-	-	-	-	1,958,977
-	-	-	-	-	7,456,934
-	-	-	-	-	2,967,871
1,017	70,909	-	-	-	226,047
-	78,765	-	-	-	608,319
<u>1,259,337</u>	<u>3,330,692</u>	<u>2,091,203</u>	<u>1,912,773</u>	<u>2,213,665</u>	<u>77,809,546</u>
213,938	78,859	-	-	25,055	14,455,123
-	-	-	1,737,442	45,000	10,803,084
-	-	1,480,567	-	-	9,134,550
-	-	-	-	-	12,927,362
-	1,404,885	-	-	135,711	1,540,596
-	-	-	-	-	23,232,853
-	-	-	-	-	1,031,509
-	266,257	-	-	-	266,257
-	1,334,018	-	-	-	1,334,018
-	258,704	1,045,725	203,372	2,008,334	9,515,006
<u>213,938</u>	<u>3,342,723</u>	<u>2,526,292</u>	<u>1,940,814</u>	<u>2,214,100</u>	<u>84,240,358</u>
<u>1,045,399</u>	<u>(12,031)</u>	<u>(435,089)</u>	<u>(28,041)</u>	<u>(435)</u>	<u>(6,430,812)</u>
-	2,808	435,089	28,041	435	29,074,890
-	-	-	-	-	(18,235,046)
-	2,808	435,089	28,041	435	10,839,844
1,045,399	(9,223)	-	-	-	4,409,032
<u>635,362</u>	<u>4,415,125</u>	<u>-</u>	<u>289,634</u>	<u>-</u>	<u>86,976,816</u>
<u>\$ 1,680,761</u>	<u>\$ 4,405,902</u>	<u>\$ -</u>	<u>\$ 289,634</u>	<u>\$ -</u>	<u>\$ 91,385,848</u>

LAFAYETTE CITY-PARISH CONSOLIDATED GOVERNMENT
Lafayette, Louisiana
Nonmajor Special Revenue Fund
Road and Bridge Maintenance

Schedule of Revenues, Expenditures, and Changes in Fund Balances - Budget (GAAP Basis) and Actual
For the Year Ended October 31, 2015

	Original Budget	Final Budget	Actual	Variance with Final Budget Positive (Negative)
Revenues:				
Taxes -				
Ad valorem	\$ 7,909,297	\$ 7,909,297	\$ 8,104,257	\$ 194,960
Intergovernmental -				
State funds:				
Parish transportation funds	1,500,000	1,500,000	1,489,401	(10,599)
State shared revenue	257,817	257,817	259,752	1,935
Other	79,059	247,726	181,945	(65,781)
Investment earnings	15,000	15,000	19,813	4,813
Miscellaneous	6,747	-	30,487	30,487
Total revenues	<u>9,767,920</u>	<u>9,929,840</u>	<u>10,085,655</u>	<u>155,815</u>
Expenditures:				
Current -				
General government	2,000	2,000	2,000	-
Traffic and transportation	5,000	5,000	4,346	(654)
Streets and drainage	9,487,075	9,482,912	9,081,304	401,608
Capital outlay	<u>1,344,939</u>	<u>708,326</u>	<u>669,838</u>	<u>38,488</u>
Total expenditures	<u>10,839,014</u>	<u>10,198,238</u>	<u>9,757,488</u>	<u>440,750</u>
Excess (deficiency) of revenues over expenditures	<u>(1,071,094)</u>	<u>(268,398)</u>	<u>328,167</u>	<u>596,565</u>
Other financing sources (uses):				
Transfers in	1,765,571	1,765,571	1,767,412	1,841
Transfers out	<u>(1,434,630)</u>	<u>(1,503,921)</u>	<u>(1,474,899)</u>	<u>29,022</u>
Total other financing sources (uses)	<u>330,941</u>	<u>261,650</u>	<u>292,513</u>	<u>30,863</u>
Net change in fund balance	(740,153)	(6,748)	620,680	627,428
Fund balance, beginning	<u>10,003,926</u>	<u>10,003,926</u>	<u>10,003,926</u>	<u>-</u>
Fund balance, ending	<u>\$ 9,263,773</u>	<u>\$ 9,997,178</u>	<u>\$ 10,624,606</u>	<u>\$ 627,428</u>

LAFAYETTE CITY-PARISH CONSOLIDATED GOVERNMENT
Lafayette, Louisiana
Nonmajor Special Revenue Fund
Parishwide Drainage Maintenance

Schedule of Revenues, Expenditures, and Changes in Fund Balances - Budget (GAAP Basis) and Actual
For the Year Ended October 31, 2015

	Original Budget	Final Budget	Actual	Variance with Final Budget Positive (Negative)
Revenues:				
Taxes -				
Ad valorem	\$ 6,337,155	\$ 6,337,155	\$ 6,484,543	\$ 147,388
Intergovernmental -				
State funds:				
State shared revenue	93,374	93,374	94,046	672
Investment earnings	20,000	20,000	22,916	2,916
Miscellaneous	750,000	-	2,732	2,732
Total revenues	<u>7,200,529</u>	<u>6,450,529</u>	<u>6,604,237</u>	<u>153,708</u>
Expenditures:				
Current -				
Streets and drainage	6,560,847	6,410,729	6,697,436	(286,707)
Capital outlay	-	39,800	29,701	10,099
Total expenditures	<u>6,560,847</u>	<u>6,450,529</u>	<u>6,727,137</u>	<u>(276,608)</u>
Net change in fund balance	639,682	-	(122,900)	(122,900)
Fund balance, beginning	<u>12,993,768</u>	<u>12,993,768</u>	<u>12,993,768</u>	<u>-</u>
Fund balance, ending	<u>\$ 13,633,450</u>	<u>\$ 12,993,768</u>	<u>\$ 12,870,868</u>	<u>\$ (122,900)</u>

LAFAYETTE CITY-PARISH CONSOLIDATED GOVERNMENT
Lafayette, Louisiana
Nonmajor Special Revenue Fund
Adult Correctional Facility Maintenance

Schedule of Revenues, Expenditures, and Changes in Fund Balances - Budget (GAAP Basis) and Actual
For the Year Ended October 31, 2015

	Original Budget	Final Budget	Actual	Variance with Final Budget Positive (Negative)
Revenues:				
Taxes -				
Ad valorem	\$ 3,905,758	\$ 3,905,758	\$ 3,999,528	\$ 93,770
Intergovernmental -				
State funds:				
State shared revenue	122,436	122,436	123,319	883
Investment earnings	2,000	2,000	1,503	(497)
Miscellaneous	30,000	30,000	50,544	20,544
Total revenues	4,060,194	4,060,194	4,174,894	114,700
Expenditures:				
Current -				
Public safety	6,710,657	5,410,657	5,372,442	38,215
Capital outlay	-	8,496	1,207	7,289
Total expenditures	6,710,657	5,419,153	5,373,649	45,504
Deficiency of revenues over expenditures	(2,650,463)	(1,358,959)	(1,198,755)	160,204
Other financing sources:				
Transfers in	2,650,463	1,358,959	1,198,755	(160,204)
Net change in fund balance	-	-	-	-
Fund balance, beginning	-	-	-	-
Fund balance, ending	\$ -	\$ -	\$ -	\$ -

LAFAYETTE CITY-PARISH CONSOLIDATED GOVERNMENT
Lafayette, Louisiana
Nonmajor Special Revenue Fund
Courthouse and Jail Maintenance

Schedule of Revenues, Expenditures, and Changes in Fund Balances - Budget (GAAP Basis) and Actual
For the Year Ended October 31, 2015

	Original Budget	Final Budget	Actual	Variance with Final Budget Positive (Negative)
Revenues:				
Taxes -				
Ad valorem	\$ 4,436,994	\$ 4,436,994	\$ 4,543,167	\$ 106,173
Intergovernmental -				
State funds:				
State shared revenue	139,133	139,133	140,135	1,002
Other	46,967	198,419	227,432	29,013
Investment earnings	10,000	10,000	12,625	2,625
Miscellaneous	-	-	350	350
Total revenues	4,633,094	4,784,546	4,923,709	139,163
Expenditures:				
Current -				
General government	2,668,871	4,016,133	4,014,290	1,843
Capital outlay	-	9,651	1,375	8,276
Total expenditures	2,668,871	4,025,784	4,015,665	10,119
Excess of revenues over expenditures	1,964,223	758,762	908,044	149,282
Other financing uses:				
Transfers out	(2,814,976)	(1,363,269)	(1,363,269)	-
Net change in fund balance	(850,753)	(604,507)	(455,225)	149,282
Fund balance, beginning	6,654,999	6,654,999	6,654,999	-
Fund balance, ending	\$ 5,804,246	\$ 6,050,492	\$ 6,199,774	\$ 149,282

LAFAYETTE CITY-PARISH CONSOLIDATED GOVERNMENT
Lafayette, Louisiana
Nonmajor Special Revenue Fund
Juvenile Detention Home Maintenance

Schedule of Revenues, Expenditures, and Changes in Fund Balances - Budget (GAAP Basis) and Actual
For the Year Ended October 31, 2015

	Original Budget	Final Budget	Actual	Variance with Final Budget Positive (Negative)
Revenues:				
Taxes -				
Ad valorem	\$ 2,217,201	\$ 2,217,201	\$ 2,271,580	\$ 54,379
Intergovernmental -				
Federal grants	25,000	25,000	26,082	1,082
State funds:				
State shared revenue	39,595	39,595	39,880	285
Charges for services	60,000	60,000	173,067	113,067
Investment earnings	5,000	5,000	6,198	1,198
Miscellaneous	-	-	159	159
Total revenues	<u>2,346,796</u>	<u>2,346,796</u>	<u>2,516,966</u>	<u>170,170</u>
Expenditures:				
Current -				
Public safety	2,500,567	2,606,068	2,474,596	131,472
Capital outlay	-	4,826	685	4,141
Total expenditures	<u>2,500,567</u>	<u>2,610,894</u>	<u>2,475,281</u>	<u>135,613</u>
Net change in fund balance	(153,771)	(264,098)	41,685	305,783
Fund balance, beginning	<u>3,476,339</u>	<u>3,476,339</u>	<u>3,476,339</u>	-
Fund balance, ending	<u>\$ 3,322,568</u>	<u>\$ 3,212,241</u>	<u>\$ 3,518,024</u>	<u>\$ 305,783</u>

LAFAYETTE CITY-PARISH CONSOLIDATED GOVERNMENT
Lafayette, Louisiana
Nonmajor Special Revenue Fund
Combined Public Health

Schedule of Revenues, Expenditures, and Changes in Fund Balances - Budget (GAAP Basis) and Actual
For the Year Ended October 31, 2015

	Original Budget	Final Budget	Actual	Variance with Final Budget Positive (Negative)
Revenues:				
Investment earnings	\$ -	\$ -	\$ 8,658	\$ 8,658
Expenditures	-	-	-	-
Other financing uses:				
Transfers in	-	12,534,410	14,071,591	(1,537,181)
Transfers out	-	(1,921,780)	(1,921,780)	-
Total other financing sources (uses)	-	10,612,630	12,149,811	(1,537,181)
Net change in fund balance	-	10,612,630	12,158,469	(1,528,523)
Fund balance, beginning	-	-	-	-
Fund balance, ending	<u>\$ -</u>	<u>\$ 10,612,630</u>	<u>\$ 12,158,469</u>	<u>\$ (1,528,523)</u>

LAFAYETTE CITY-PARISH CONSOLIDATED GOVERNMENT
Lafayette, Louisiana
Nonmajor Special Revenue Fund
Health Unit Maintenance

Schedule of Revenues, Expenditures, and Changes in Fund Balances - Budget (GAAP Basis) and Actual
For the Year Ended October 31, 2015

	Original Budget	Final Budget	Actual	Variance with Final Budget Positive (Negative)
Revenues:				
Taxes -				
Ad valorem	\$ 3,242,877	\$ 3,242,877	\$ 3,122,374	\$ (120,503)
Investment earnings	<u>10,000</u>	<u>10,000</u>	<u>7,276</u>	<u>(2,724)</u>
Total revenues	<u>3,252,877</u>	<u>3,252,877</u>	<u>3,129,650</u>	<u>(123,227)</u>
Expenditures:				
Current -				
Health and welfare	1,218,310	1,220,509	1,031,509	189,000
Capital outlay	<u>-</u>	<u>3,877</u>	<u>552</u>	<u>3,325</u>
Total expenditures	<u>1,218,310</u>	<u>1,224,386</u>	<u>1,032,061</u>	<u>192,325</u>
Excess of revenues over expenditures	2,034,567	2,028,491	2,097,589	69,098
Other financing uses:				
Transfers out	<u>-</u>	<u>(8,844,148)</u>	<u>(9,017,161)</u>	<u>(173,013)</u>
Net change in fund balance	2,034,567	(6,815,657)	(6,919,572)	(103,915)
Fund balance, beginning	<u>7,427,101</u>	<u>7,427,101</u>	<u>7,427,101</u>	<u>-</u>
Fund balance, ending	<u>\$ 9,461,668</u>	<u>\$ 611,444</u>	<u>\$ 507,529</u>	<u>\$ (103,915)</u>

LAFAYETTE CITY-PARISH CONSOLIDATED GOVERNMENT
Lafayette, Louisiana
Nonmajor Special Revenue Fund
Mosquito Abatement and Control

Schedule of Revenues, Expenditures, and Changes in Fund Balances - Budget (GAAP Basis) and Actual
For the Year Ended October 31, 2015

	Original Budget	Final Budget	Actual	Variance with Final Budget Positive (Negative)
Revenues:				
Taxes -				
Ad valorem	\$ 2,814,483	\$ 2,814,483	\$ 2,910,324	\$ 95,841
Investment earnings	10,000	10,000	4,918	(5,082)
Miscellaneous	-	-	37,525	37,525
Total revenues	2,824,483	2,824,483	2,952,767	128,284
Expenditures:				
Current -				
General government	1,735,258	1,735,258	1,304,556	430,702
Capital outlay	-	6,187	882	5,305
Total expenditures	1,735,258	1,741,445	1,305,438	436,007
Excess of revenues over expenditures	1,089,225	1,083,038	1,647,329	564,291
Other financing uses:				
Transfers out	-	(3,690,262)	(3,819,992)	(129,730)
Net change in fund balance	1,089,225	(2,607,224)	(2,172,663)	434,561
Fund balance, beginning	3,102,032	3,102,032	3,102,032	-
Fund balance, ending	\$ 4,191,257	\$ 494,808	\$ 929,369	\$ 434,561

LAFAYETTE CITY-PARISH CONSOLIDATED GOVERNMENT
Lafayette, Louisiana
Nonmajor Special Revenue Fund
Lafayette Parish Public Library

Schedule of Revenues, Expenditures, and Changes in Fund Balances - Budget (GAAP Basis) and Actual
For the Year Ended October 31, 2015

	Original Budget	Final Budget	Actual	Variance with Final Budget Positive (Negative)
Revenues:				
Taxes -				
Ad valorem	\$ 12,359,129	\$ 12,359,129	\$ 12,657,990	\$ 298,861
Intergovernmental -				
State funds:				
State shared revenue	275,860	275,860	277,848	1,988
Charges for services	33,500	33,500	47,105	13,605
Fines and forfeits	145,000	145,000	139,443	(5,557)
Investment earnings	40,000	40,000	58,667	18,667
Miscellaneous	<u>52,275</u>	<u>83,762</u>	<u>93,123</u>	<u>9,361</u>
Total revenues	<u>12,905,764</u>	<u>12,937,251</u>	<u>13,274,176</u>	<u>336,925</u>
Expenditures:				
Current -				
Culture and recreation	11,370,169	9,401,394	8,833,662	567,732
Capital outlay	<u>2,375,600</u>	<u>3,535,857</u>	<u>3,455,984</u>	<u>79,873</u>
Total expenditures	<u>13,745,769</u>	<u>12,937,251</u>	<u>12,289,646</u>	<u>647,605</u>
Net change in fund balance	(840,005)	-	984,530	984,530
Fund balance, beginning	<u>35,117,714</u>	<u>35,117,714</u>	<u>35,117,714</u>	-
Fund balance, ending	<u>\$ 34,277,709</u>	<u>\$ 35,117,714</u>	<u>\$ 36,102,244</u>	<u>\$ 984,530</u>

LAFAYETTE CITY-PARISH CONSOLIDATED GOVERNMENT

Lafayette, Louisiana

Nonmajor Special Revenue Fund

Municipal Transit System

Schedule of Revenues, Expenditures, and Changes in Fund Balances - Budget (GAAP Basis) and Actual
For the Year Ended October 31, 2015

	Original Budget	Final Budget	Actual	Variance with Final Budget Positive (Negative)
Revenues:				
Intergovernmental -				
Federal grants	\$ 1,400,000	\$ 1,400,000	\$ 1,357,775	\$ (42,225)
State funds:				
State shared revenue	258,000	258,000	235,564	(22,436)
Charges for services	503,000	353,000	403,190	50,190
Investment earnings	-	-	156	156
Miscellaneous	173,902	148,558	140,808	(7,750)
Total revenues	<u>2,334,902</u>	<u>2,159,558</u>	<u>2,137,493</u>	<u>(22,065)</u>
Expenditures:				
Current -				
General government	5,200	5,200	5,200	-
Traffic and transportation	5,269,843	4,924,005	4,674,761	249,244
Total expenditures	<u>5,275,043</u>	<u>4,929,205</u>	<u>4,679,961</u>	<u>249,244</u>
Deficiency of revenues over expenditures	<u>(2,940,141)</u>	<u>(2,769,647)</u>	<u>(2,542,468)</u>	<u>227,179</u>
Other financing sources (uses):				
Transfers in	2,940,141	2,773,800	2,546,066	(227,734)
Transfers out	-	(4,153)	(3,598)	555
Total other financing sources (uses)	<u>2,940,141</u>	<u>2,769,647</u>	<u>2,542,468</u>	<u>(227,179)</u>
Net change in fund balance	-	-	-	-
Fund balance, beginning	-	-	-	-
Fund balance, ending	<u>\$ -</u>	<u>\$ -</u>	<u>\$ -</u>	<u>\$ -</u>

LAFAYETTE CITY-PARISH CONSOLIDATED GOVERNMENT
Lafayette, Louisiana
Nonmajor Special Revenue Fund
Recreation and Parks

Schedule of Revenues, Expenditures, and Changes in Fund Balances - Budget (GAAP Basis) and Actual
For the Year Ended October 31, 2015

	Original Budget	Final Budget	Actual	Variance with Final Budget Positive (Negative)
Revenues:				
Taxes -				
Ad valorem	\$ 2,628,436	\$ 2,628,436	\$ 2,629,676	\$ 1,240
Charges for services	663,600	663,600	727,509	63,909
Investment earnings	850	850	567	(283)
Miscellaneous	<u>10,400</u>	<u>18,400</u>	<u>17,725</u>	<u>(675)</u>
Total revenues	3,303,286	3,311,286	3,375,477	64,191
Expenditures:				
Current -				
Culture and recreation	<u>7,026,189</u>	<u>6,809,701</u>	<u>6,529,749</u>	<u>279,952</u>
Deficiency of revenues over expenditures	(3,722,903)	(3,498,415)	(3,154,272)	344,143
Other financing sources:				
Transfers in	<u>3,722,903</u>	<u>3,498,415</u>	<u>3,154,272</u>	<u>(344,143)</u>
Net change in fund balance	-	-	-	-
Fund balance, beginning	<u>-</u>	<u>-</u>	<u>-</u>	<u>-</u>
Fund balance, ending	<u>\$ -</u>	<u>\$ -</u>	<u>\$ -</u>	<u>\$ -</u>

LAFAYETTE CITY-PARISH CONSOLIDATED GOVERNMENT
Lafayette, Louisiana
Nonmajor Special Revenue Fund
Golf Courses

Schedule of Revenues, Expenditures, and Changes in Fund Balances - Budget (GAAP Basis) and Actual
For the Year Ended October 31, 2015

	Original Budget	Final Budget	Actual	Variance with Final Budget Positive (Negative)
Revenues:				
Charges for services	\$ 2,915,000	\$ 2,665,000	\$ 2,546,035	\$ (118,965)
Investment earnings	-	-	150	150
Miscellaneous	<u>3,700</u>	<u>3,700</u>	<u>38,000</u>	<u>34,300</u>
Total revenues	<u>2,918,700</u>	<u>2,668,700</u>	<u>2,584,185</u>	<u>(84,515)</u>
Expenditures:				
Current -				
General government	2,400	2,400	2,400	-
Culture and recreation	<u>2,972,874</u>	<u>2,753,131</u>	<u>2,781,160</u>	<u>(28,029)</u>
Total expenditures	<u>2,975,274</u>	<u>2,755,531</u>	<u>2,783,560</u>	<u>(28,029)</u>
Deficiency of revenues over expenditures	(56,574)	(86,831)	(199,375)	(112,544)
Other financing sources:				
Transfers in	<u>56,574</u>	<u>86,831</u>	<u>199,375</u>	<u>112,544</u>
Net change in fund balance	-	-	-	-
Fund balance, beginning	<u>-</u>	<u>-</u>	<u>-</u>	<u>-</u>
Fund balance, ending	<u>\$ -</u>	<u>\$ -</u>	<u>\$ -</u>	<u>\$ -</u>

LAFAYETTE CITY-PARISH CONSOLIDATED GOVERNMENT
Lafayette, Louisiana
Nonmajor Special Revenue Fund
Natural History Museum and Planetarium

Schedule of Revenues, Expenditures, and Changes in Fund Balances - Budget (GAAP Basis) and Actual
For the Year Ended October 31, 2015

	Original Budget	Final Budget	Actual	Variance with Final Budget Positive (Negative)
Revenues:				
Charges for services	\$ 70,800	\$ 70,800	\$ 103,165	\$ 32,365
Miscellaneous	<u>-</u>	<u>-</u>	<u>-</u>	<u>-</u>
Total revenues	70,800	70,800	103,165	32,365
Expenditures:				
Current -				
Culture and recreation	<u>1,329,226</u>	<u>1,326,005</u>	<u>1,305,436</u>	<u>20,569</u>
Deficiency of revenues over expenditures	(1,258,426)	(1,255,205)	(1,202,271)	52,934
Other financing sources:				
Transfers in	<u>1,258,426</u>	<u>1,255,205</u>	<u>1,202,271</u>	<u>(52,934)</u>
Net change in fund balance	-	-	-	-
Fund balance, beginning	<u>-</u>	<u>-</u>	<u>-</u>	<u>-</u>
Fund balance, ending	<u>\$ -</u>	<u>\$ -</u>	<u>\$ -</u>	<u>\$ -</u>

LAFAYETTE CITY-PARISH CONSOLIDATED GOVERNMENT
Lafayette, Louisiana
Nonmajor Special Revenue Fund
Heymann Performing Arts Center

Schedule of Revenues, Expenditures, and Changes in Fund Balances - Budget (GAAP Basis) and Actual
For the Year Ended October 31, 2015

	Original Budget	Final Budget	Actual	Variance with Final Budget Positive (Negative)
Revenues:				
Intergovernmental -				
Charges for services	\$ 2,562,400	\$ 2,203,400	\$ 2,195,146	\$ (8,254)
Investment earnings	100	100	216	116
Miscellaneous	500	500	2,809	2,309
Total revenues	2,563,000	2,204,000	2,198,171	(5,829)
Expenditures:				
Current -				
Culture and recreation	3,047,199	2,715,363	2,629,612	85,751
Deficiency of revenues over expenditures	(484,199)	(511,363)	(431,441)	79,922
Other financing sources (uses):				
Transfers in	619,049	646,213	556,264	(89,949)
Transfers out	(134,850)	(134,850)	(124,823)	10,027
Total other financing sources (uses)	484,199	511,363	431,441	(79,922)
Net change in fund balance	-	-	-	-
Fund balance, beginning	-	-	-	-
Fund balance, ending	\$ -	\$ -	\$ -	\$ -

LAFAYETTE CITY-PARISH CONSOLIDATED GOVERNMENT
Lafayette, Louisiana
Nonmajor Special Revenue Fund
Parking Program

Schedule of Revenues, Expenditures, and Changes in Fund Balances - Budget (GAAP Basis) and Actual
For the Year Ended October 31, 2015

	Original Budget	Final Budget	Actual	Variance with Final Budget Positive (Negative)
Revenues:				
Charges for services	\$ 551,000	\$ 431,000	\$ 430,029	\$ (971)
Fines and forfeits	285,000	285,000	258,566	(26,434)
Investment earnings	350	350	2	(348)
Miscellaneous	-	-	132	132
Total revenues	836,350	716,350	688,729	(27,621)
Expenditures:				
Current -				
General government	1,800	1,800	1,800	-
Traffic and transportation	829,987	708,437	720,524	(12,087)
Total expenditures	831,787	710,237	722,324	(12,087)
Excess (deficiency) of revenues over expenditures	4,563	6,113	(33,595)	(39,708)
Other financing sources (uses):				
Transfers in	-	-	33,595	33,595
Transfers out	(4,563)	(6,113)	-	6,113
Total other financing sources (uses)	(4,563)	(6,113)	33,595	39,708
Net change in fund balance	-	-	-	-
Fund balance, beginning	-	-	-	-
Fund balance, ending	\$ -	\$ -	\$ -	\$ -

LAFAYETTE CITY-PARISH CONSOLIDATED GOVERNMENT
Lafayette, Louisiana
Nonmajor Special Revenue Fund
Codes and Permits

Schedule of Revenues, Expenditures, and Changes in Fund Balances - Budget (GAAP Basis) and Actual
For the Year Ended October 31, 2015

	Original Budget	Final Budget	Actual	Variance with Final Budget Positive (Negative)
Revenues:				
Licenses and permits	\$ 2,180,000	\$ 2,829,809	\$ 2,760,533	\$ (69,276)
Charges for services	225,000	225,000	271,885	46,885
Investment earnings	3,000	3,000	2,009	(991)
Miscellaneous	<u>3,000</u>	<u>3,000</u>	<u>1,850</u>	<u>(1,150)</u>
Total revenues	2,411,000	3,060,809	3,036,277	(24,532)
Expenditures:				
Current -				
General government	<u>3,752,002</u>	<u>3,969,752</u>	<u>3,574,480</u>	<u>395,272</u>
Deficiency of revenues over expenditures	<u>(1,341,002)</u>	<u>(908,943)</u>	<u>(538,203)</u>	<u>370,740</u>
Other financing sources (uses):				
Transfers in	912,944	228,110	-	(228,110)
Transfers out	<u>-</u>	<u>-</u>	<u>-</u>	<u>-</u>
Total other financing sources (uses)	<u>912,944</u>	<u>228,110</u>	<u>-</u>	<u>(228,110)</u>
Net change in fund balance	(428,058)	(680,833)	(538,203)	142,630
Fund balance, beginning	<u>1,827,302</u>	<u>1,827,302</u>	<u>1,827,302</u>	<u>-</u>
Fund balance, ending	<u>\$ 1,399,244</u>	<u>\$ 1,146,469</u>	<u>\$ 1,289,099</u>	<u>\$ 142,630</u>

LAFAYETTE CITY-PARISH CONSOLIDATED GOVERNMENT
Lafayette, Louisiana
Nonmajor Special Revenue Fund
Coroner's Expense

Schedule of Revenues, Expenditures, and Changes in Fund Balances - Budget (GAAP Basis) and Actual
For the Year Ended October 31, 2015

	Original Budget	Final Budget	Actual	Variance with Final Budget Positive (Negative)
Revenues:				
Charges for services	\$ 361,680	\$ 366,480	\$ 355,322	\$ (11,158)
Fines and forfeits	115,000	115,000	115,995	995
Miscellaneous	<u>1,000</u>	<u>1,000</u>	<u>2,191</u>	<u>1,191</u>
Total revenues	<u>477,680</u>	<u>482,480</u>	<u>473,508</u>	<u>(8,972)</u>
Expenditures:				
Current -				
General government	41,479	41,479	41,479	-
Public safety	1,013,855	1,051,655	956,891	94,764
Capital outlay	<u>-</u>	<u>8,190</u>	<u>8,190</u>	<u>-</u>
Total expenditures	<u>1,055,334</u>	<u>1,101,324</u>	<u>1,006,560</u>	<u>94,764</u>
Deficiency of revenues over expenditures	(577,654)	(618,844)	(533,052)	85,792
Other financing sources:				
Transfers in	<u>577,654</u>	<u>618,844</u>	<u>533,052</u>	<u>(85,792)</u>
Net change in fund balance	-	-	-	-
Fund balance, beginning	<u>-</u>	<u>-</u>	<u>-</u>	<u>-</u>
Fund balance, ending	<u>\$ -</u>	<u>\$ -</u>	<u>\$ -</u>	<u>\$ -</u>

LAFAYETTE CITY-PARISH CONSOLIDATED GOVERNMENT
Lafayette, Louisiana
Nonmajor Special Revenue Fund
War Memorial

Schedule of Revenues, Expenditures, and Changes in Fund Balances - Budget (GAAP Basis) and Actual
For the Year Ended October 31, 2015

	Original Budget	Final Budget	Actual	Variance with Final Budget Positive (Negative)
Revenues:				
Miscellaneous	\$ 111,120	\$ 111,120	\$ 111,120	\$ -
Expenditures:				
Current -				
General government	<u>321,300</u>	<u>782,144</u>	<u>554,523</u>	<u>227,621</u>
Deficiency of revenues over expenditures	(210,180)	(671,024)	(443,403)	227,621
Other financing sources:				
Transfers in	<u>210,180</u>	<u>671,024</u>	<u>443,403</u>	<u>(227,621)</u>
Net change in fund balance	-	-	-	-
Fund balance, beginning	<u>-</u>	<u>-</u>	<u>-</u>	<u>-</u>
Fund balance, ending	<u><u>\$ -</u></u>	<u><u>\$ -</u></u>	<u><u>\$ -</u></u>	<u><u>\$ -</u></u>

LAFAYETTE CITY-PARISH CONSOLIDATED GOVERNMENT
Lafayette, Louisiana
Nonmajor Special Revenue Fund
Criminal Court

Schedule of Revenues, Expenditures, and Changes in Fund Balances - Budget (GAAP Basis) and Actual
For the Year Ended October 31, 2015

	Original Budget	Final Budget	Actual	Variance with Final Budget Positive (Negative)
Revenues:				
Intergovernmental -				
Other	\$ 1,209,493	\$ 1,219,800	\$ 1,183,535	\$ (36,265)
Charges for services	30,000	30,000	25,966	(4,034)
Fines and forfeits	621,485	621,000	726,578	105,578
Total revenues	1,860,978	1,870,800	1,936,079	65,279
Expenditures:				
Current -				
General government	4,667,256	4,668,944	4,222,939	446,005
Capital outlay	75,500	265,971	67,896	198,075
Total expenditures	4,742,756	4,934,915	4,290,835	644,080
Deficiency of revenues over expenditures	(2,881,778)	(3,064,115)	(2,354,756)	709,359
Other financing sources:				
Transfers in	2,881,778	3,064,115	2,354,756	(709,359)
Net change in fund balance	-	-	-	-
Fund balance, beginning	-	-	-	-
Fund balance, ending	\$ -	\$ -	\$ -	\$ -

LAFAYETTE CITY-PARISH CONSOLIDATED GOVERNMENT
Lafayette, Louisiana
Nonmajor Special Revenue Fund
Criminal Justice Support Services

Schedule of Revenues, Expenditures, and Changes in Fund Balances - Budget (GAAP Basis) and Actual
For the Year Ended October 31, 2015

	Original Budget	Final Budget	Actual	Variance with Final Budget Positive (Negative)
Revenues:				
Charges for services	\$ 267,500	\$ 187,500	\$ 178,515	\$ (8,985)
Investment earnings	-	-	18	18
Total revenues	267,500	187,500	178,533	(8,967)
Expenditures:				
Current -				
Public safety	287,876	207,876	216,713	(8,837)
Deficiency of revenues over expenditures	(20,376)	(20,376)	(38,180)	(17,804)
Other financing sources:				
Transfers in	20,376	20,376	38,180	17,804
Net change in fund balance	-	-	-	-
Fund balance, beginning	-	-	-	-
Fund balance, ending	\$ -	\$ -	\$ -	\$ -

LAFAYETTE CITY-PARISH CONSOLIDATED GOVERNMENT
Lafayette, Louisiana
Nonmajor Special Revenue Fund
Justice Department Federal Equitable Sharing

Schedule of Revenues, Expenditures, and Changes in Fund Balances - Budget (GAAP Basis) and Actual
For the Year Ended October 31, 2015

	Original Budget	Final Budget	Actual	Variance with Final Budget Positive (Negative)
Revenues:				
Intergovernmental -				
Other	\$ -	\$ 360,230	\$ 366,065	\$ 5,835
Investment earnings	<u>-</u>	<u>648</u>	<u>679</u>	<u>31</u>
Total revenues	<u>-</u>	<u>360,878</u>	<u>366,744</u>	<u>5,866</u>
Expenditures:				
Current -				
Public safety	22,875	-	-	-
Capital outlay	<u>3</u>	<u>64,739</u>	<u>64,417</u>	<u>322</u>
Total expenditures	<u>22,878</u>	<u>64,739</u>	<u>64,417</u>	<u>322</u>
Net change in fund balance	(22,878)	296,139	302,327	6,188
Fund balance, beginning	<u>189,127</u>	<u>189,127</u>	<u>189,127</u>	<u>-</u>
Fund balance, ending	<u>\$ 166,249</u>	<u>\$ 485,266</u>	<u>\$ 491,454</u>	<u>\$ 6,188</u>

LAFAYETTE CITY-PARISH CONSOLIDATED GOVERNMENT
Lafayette, Louisiana
Nonmajor Special Revenue Fund
Traffic Safety

Schedule of Revenues, Expenditures, and Changes in Fund Balances - Budget (GAAP Basis) and Actual
For the Year Ended October 31, 2015

	Original Budget	Final Budget	Actual	Variance with Final Budget Positive (Negative)
Revenues:				
Fines and forfeits	\$ 1,900,000	\$ 1,728,000	\$ 1,727,289	\$ (711)
Investment earnings	<u>2,500</u>	<u>2,500</u>	<u>595</u>	<u>(1,905)</u>
Total revenues	<u>1,902,500</u>	<u>1,730,500</u>	<u>1,727,884</u>	<u>(2,616)</u>
Expenditures:				
Current -				
Traffic and transportation	<u>2,626,254</u>	<u>2,454,254</u>	<u>2,254,352</u>	<u>199,902</u>
Net change in fund balance	(723,754)	(723,754)	(526,468)	197,286
Fund balance, beginning	<u>819,086</u>	<u>819,086</u>	<u>819,086</u>	<u>-</u>
Fund balance, ending	<u>\$ 95,332</u>	<u>\$ 95,332</u>	<u>\$ 292,618</u>	<u>\$ 197,286</u>

LAFAYETTE CITY-PARISH CONSOLIDATED GOVERNMENT
Lafayette, Louisiana
Nonmajor Special Revenue Fund
Narcotics Seized/Forfeited Property

Schedule of Revenues, Expenditures, and Changes in Fund Balances - Budget (GAAP Basis) and Actual
For the Year Ended October 31, 2015

	Original Budget	Final Budget	Actual	Variance with Final Budget Positive (Negative)
Revenues:				
Investment earnings	\$ -	\$ 196	\$ 196	\$ -
Miscellaneous	<u>-</u>	<u>-</u>	<u>-</u>	<u>-</u>
Total revenues	<u>-</u>	<u>196</u>	<u>196</u>	<u>-</u>
Expenditures:				
Current -				
Public safety	2,238	-	-	-
Capital outlay	<u>11,275</u>	<u>-</u>	<u>-</u>	<u>-</u>
Total expenditures	<u>13,513</u>	<u>-</u>	<u>-</u>	<u>-</u>
Net change in fund balance	(13,513)	196	196	-
Fund balance, beginning	<u>25,301</u>	<u>25,301</u>	<u>25,301</u>	<u>-</u>
Fund balance, ending	<u>\$ 11,788</u>	<u>\$ 25,497</u>	<u>\$ 25,497</u>	<u>\$ -</u>

LAFAYETTE CITY-PARISH CONSOLIDATED GOVERNMENT
Lafayette, Louisiana
Nonmajor Special Revenue Fund
1961 Sales Tax Trust

Schedule of Revenues, Expenditures, and Changes in Fund Balances - Budget (GAAP Basis) and Actual
For the Year Ended October 31, 2015

	Original Budget	Final Budget	Actual	Variance with Final Budget Positive (Negative)
Revenues:				
Taxes -				
Sales and use taxes	\$ 320,000	\$ 220,000	\$ 216,695	\$ (3,305)
Investment earnings	<u>7,000</u>	<u>7,000</u>	<u>3,771</u>	<u>(3,229)</u>
Total revenues	327,000	227,000	220,466	(6,534)
Expenditures:				
Current -				
General government	<u>320,000</u>	<u>220,000</u>	<u>220,466</u>	<u>(466)</u>
Excess of revenues over expenditures	<u>7,000</u>	<u>7,000</u>	<u>-</u>	<u>(7,000)</u>
Other financing sources (uses):				
Transfers in	130,000	130,000	329,642	199,642
Transfers out	<u>(137,000)</u>	<u>(137,000)</u>	<u>(329,642)</u>	<u>(192,642)</u>
Total other financing sources (uses)	<u>(7,000)</u>	<u>(7,000)</u>	<u>-</u>	<u>7,000</u>
Net change in fund balance	-	-	-	-
Fund balance, beginning	<u>-</u>	<u>-</u>	<u>-</u>	<u>-</u>
Fund balance, ending	<u>\$ -</u>	<u>\$ -</u>	<u>\$ -</u>	<u>\$ -</u>

LAFAYETTE CITY-PARISH CONSOLIDATED GOVERNMENT
Lafayette, Louisiana
Nonmajor Special Revenue Fund
1985 Sales Tax Trust

Schedule of Revenues, Expenditures, and Changes in Fund Balances - Budget (GAAP Basis) and Actual
For the Year Ended October 31, 2015

	Original Budget	Final Budget	Actual	Variance with Final Budget Positive (Negative)
Revenues:				
Taxes -				
Sales and use taxes	\$ 290,000	\$ 190,000	\$ 189,950	\$ (50)
Investment earnings	5,000	5,000	3,188	(1,812)
Total revenues	295,000	195,000	193,138	(1,862)
Expenditures:				
Current -				
General government	290,000	190,000	193,138	(3,138)
Excess of revenues over expenditures	5,000	5,000	-	(5,000)
Other financing sources (uses):				
Transfers in	140,000	140,000	179,882	39,882
Transfers out	(145,000)	(145,000)	(179,882)	(34,882)
Total other financing sources (uses)	(5,000)	(5,000)	-	5,000
Net change in fund balance	-	-	-	-
Fund balance, beginning	-	-	-	-
Fund balance, ending	\$ -	\$ -	\$ -	\$ -

LAFAYETTE CITY-PARISH CONSOLIDATED GOVERNMENT
Lafayette, Louisiana
Nonmajor Special Revenue Fund
TIF Sales Tax Trusts

Schedule of Revenues, Expenditures, and Changes in Fund Balances - Budget (GAAP Basis) and Actual
For the Year Ended October 31, 2015

	Original Budget	Final Budget	Actual	Variance with Final Budget Positive (Negative)
Revenues:				
Taxes -				
Sales and use taxes	\$ -	\$ 1,252,028	\$ 1,258,320	\$ 6,292
Investment earnings	-	997	1,017	20
Total revenues	-	1,253,025	1,259,337	6,312
Expenditures:				
Current -				
General government	-	220,356	213,938	6,418
Capital outlay	129,919	-	-	-
Total expenditures	129,919	220,356	213,938	6,418
Net change in fund balance	(129,919)	1,032,669	1,045,399	12,730
Fund balance, beginning	635,362	635,362	635,362	-
Fund balance, ending	\$ 505,443	\$ 1,668,031	\$ 1,680,761	\$ 12,730

LAFAYETTE CITY-PARISH CONSOLIDATED GOVERNMENT
Lafayette, Louisiana
Nonmajor Special Revenue Fund
Community Development Grants

Schedule of Revenues, Expenditures, and Changes in Fund Balances - Budget (GAAP Basis) and Actual
For the Year Ended October 31, 2015

	<u>Original Budget</u>	<u>Final Budget</u>	<u>Actual</u>	<u>Variance with Final Budget Positive (Negative)</u>
Revenues:				
Intergovernmental -				
Federal grants	\$ 2,899,139	\$ 2,899,139	\$ 3,181,018	\$ 281,879
Investment earnings	68,310	68,310	70,909	2,599
Miscellaneous	<u>479,702</u>	<u>479,702</u>	<u>78,765</u>	<u>(400,937)</u>
Total revenues	<u>3,447,151</u>	<u>3,447,151</u>	<u>3,330,692</u>	<u>(116,459)</u>
Expenditures:				
Current -				
General government	9,454	136,475	78,859	57,616
Traffic and transportation	56,297	-	-	-
Urban redevelopment and assistance	2,900,099	1,415,293	1,404,885	10,408
Economic opportunity	12,028	318,142	266,257	51,885
Economic development and assistance	248,016	1,371,858	1,334,019	37,839
Capital outlay	<u>3,972,860</u>	<u>285,678</u>	<u>258,703</u>	<u>26,975</u>
Total expenditures	<u>7,198,754</u>	<u>3,527,446</u>	<u>3,342,723</u>	<u>184,723</u>
Deficiency of revenues over expenditures	<u>(3,751,603)</u>	<u>(80,295)</u>	<u>(12,031)</u>	<u>68,264</u>
Other financing sources (uses):				
Transfers in	(277,327)	(1,972)	(2,808)	(836)
Transfers out	<u>203,800</u>	<u>-</u>	<u>-</u>	<u>-</u>
Total other financing sources (uses)	<u>(73,527)</u>	<u>(1,972)</u>	<u>(2,808)</u>	<u>(836)</u>
Net change in fund balance	(3,678,076)	(78,323)	(9,223)	69,100
Fund balance, beginning	<u>4,415,125</u>	<u>4,415,125</u>	<u>4,415,125</u>	<u>-</u>
Fund balance, ending	<u>\$ 737,049</u>	<u>\$ 4,336,802</u>	<u>\$ 4,405,902</u>	<u>\$ 69,100</u>

LAFAYETTE CITY-PARISH CONSOLIDATED GOVERNMENT
Lafayette, Louisiana
Nonmajor Special Revenue Fund
Federal Transportation and Planning Grants

Schedule of Revenues, Expenditures, and Changes in Fund Balances - Budget (GAAP Basis) and Actual
For the Year Ended October 31, 2015

	Original Budget	Final Budget	Actual	Variance with Final Budget Positive (Negative)
Revenues:				
Intergovernmental -				
Federal grants	\$ 1,248,392	\$ 2,060,941	\$ 2,091,203	\$ 30,262
Expenditures:				
Current -				
Traffic and transportation	1,514,142	1,448,901	1,480,567	(31,666)
Capital outlay	-	1,047,129	1,045,725	1,404
Total expenditures	1,514,142	2,496,030	2,526,292	(30,262)
Deficiency of revenues over expenditures	(265,750)	(435,089)	(435,089)	-
Other financing sources:				
Transfers in	265,750	435,089	435,089	-
Net change in fund balance	-	-	-	-
Fund balance, beginning	-	-	-	-
Fund balance, ending	\$ -	\$ -	\$ -	\$ -

LAFAYETTE CITY-PARISH CONSOLIDATED GOVERNMENT
Lafayette, Louisiana
Nonmajor Special Revenue Fund
Other Federal Grants


Schedule of Revenues, Expenditures, and Changes in Fund Balances - Budget (GAAP Basis) and Actual
For the Year Ended October 31, 2015

	<u>Original Budget</u>	<u>Final Budget</u>	<u>Actual</u>	Variance with Final Budget Positive (Negative)
Revenues:				
Intergovernmental -				
Federal grants	\$ 2,913,830	\$ 1,923,742	\$ 1,912,773	\$ (10,969)
Expenditures:				
Current -				
Public safety	2,952,780	1,741,031	1,737,442	3,589
Capital outlay	-	221,661	203,372	18,289
Total expenditures	<u>2,952,780</u>	<u>1,962,692</u>	<u>1,940,814</u>	<u>21,878</u>
Deficiency of revenues over expenditures	(38,950)	(38,950)	(28,041)	(32,847)
Other financing sources (uses):				
Transfers in	<u>40,803</u>	<u>40,803</u>	<u>28,041</u>	<u>(12,762)</u>
Net change in fund balance	1,853	1,853	-	(45,609)
Fund balance, beginning	<u>289,634</u>	<u>289,634</u>	<u>289,634</u>	-
Fund balance, ending	<u>\$ 291,487</u>	<u>\$ 291,487</u>	<u>\$ 289,634</u>	<u>\$ (45,609)</u>

LAFAYETTE CITY-PARISH CONSOLIDATED GOVERNMENT
Lafayette, Louisiana
Nonmajor Special Revenue Fund
Other State Grants

Schedule of Revenues, Expenditures, and Changes in Fund Balances - Budget (GAAP Basis) and Actual
For the Year Ended October 31, 2015

	Original Budget	Final Budget	Actual	Variance with Final Budget Positive (Negative)
Revenues:				
Intergovernmental -				
Federal grants	\$ 501,486	\$ 475,998	\$ 467,167	\$ (8,831)
State funds:				
Grants	<u>2,276,852</u>	<u>1,758,098</u>	<u>1,746,498</u>	<u>(11,600)</u>
Total revenues	<u>2,778,338</u>	<u>2,234,096</u>	<u>2,213,665</u>	<u>(20,431)</u>
Expenditures:				
Current -				
General government	-	32,243	25,055	7,188
Public safety	-	45,694	45,000	694
Urban redevelopment and housing	81,360	143,349	135,711	7,638
Capital outlay	<u>2,661,953</u>	<u>2,013,284</u>	<u>2,008,334</u>	<u>4,950</u>
Total expenditures	<u>2,743,313</u>	<u>2,234,570</u>	<u>2,214,100</u>	<u>20,470</u>
Excess (deficiency) of revenues over expenditures	<u>35,025</u>	<u>(474)</u>	<u>(435)</u>	<u>39</u>
Other financing uses:				
Transfers in	-	474	435	(39)
Transfers out	<u>35,025</u>	<u>-</u>	<u>-</u>	<u>-</u>
Total other financing sources (uses)	<u>35,025</u>	<u>474</u>	<u>435</u>	<u>(39)</u>
Net change in fund balance	-	-	-	-
Fund balance, beginning	-	-	-	-
Fund balance, ending	<u>\$ -</u>	<u>\$ -</u>	<u>\$ -</u>	<u>\$ -</u>



Lafayette
CONSOLIDATED GOVERNMENT

**Nonmajor
Debt Service Funds**

Nonmajor Governmental Funds

Debt Service Funds

Debt Service Funds account for and report financial resources that are restricted or committed for payment of general long-term debt principal, interest, and paying agent fees.

1961 Sales Tax Bonds Sinking Fund - accounts for sales tax revenues dedicated for the payment of principle and interest requirements of all outstanding Public Improvement Sales Tax Bonds of the City of Lafayette. Also accounts for the portion of the bonds issued for the purpose of advance refunding for certain outstanding obligations of the City.

1961 Sales Tax Bonds Reserve Fund - this reserve fund accounts for a specified amount or balance that is required to be kept in case any pledged revenues are insufficient to pay debt service requirements for the 1961 City Sales Tax Bonds.

1985 Sales Tax Bonds Sinking Fund - accounts for sales tax revenues dedicated for the payment of principle and interest requirements of all outstanding Public Improvement Sales Tax Bonds of the City of Lafayette. Also accounts for the portion of the bonds issued for the purpose of advance refunding for certain outstanding obligations of the City.

1985 Sales Tax Bonds Reserve Fund - this reserve fund accounts for a specified amount or balance that is required to be kept in case any pledged revenues are insufficient to pay debt service requirements for the 1985 City Sales Tax Bonds.

Paving Assessment Bonds - to account for the payment of principal and interest on bonds issued for the acquisition, development, and improvements to Lafayette Parish's sidewalks. Funding consists of special assessment taxes to the public who will benefit from the improvements.

Sewer Assessment Bonds - to account for the payment of principal and interest on bonds issued for the acquisition, development, and improvements to Lafayette Parish's sewers. Funding consists of special assessment taxes to the public who will benefit from the improvements.

Contingencies Sinking Fund - accounts for revenues from ad valorem taxes assessed by the Parish dedicated for the payment of principle and interest requirements for the Lafayette Parish General Obligation Bonds.

Certificates of Indebtedness, Series 2011 Sinking Fund - accounts for excess annual revenue dedicated for the payment of principle and interest requirements of the 2011 City Certificate.

Limited Tax Series 2012 Refund Bond Sinking Fund - this fund is used to account for the payment of principal, interest, and related charges for the 2012 Bond Series. Funding consists of proceeds from ad valorem taxes assessed by the Parish.

LAFAYETTE CITY-PARISH CONSOLIDATED GOVERNMENT
Lafayette, Louisiana

Combining Balance Sheet
Nonmajor Debt Service Funds
October 31, 2015

	1961 Sales Tax Bonds		1985 Sales Tax Bonds	
	Sinking Fund	Reserve Fund	Sinking Fund	Reserve Fund
ASSETS				
Cash	\$ 18,329	\$ 371,739	\$ 33,831	\$ 12,643
Investments	7,297,758	16,239,207	4,100,000	12,531,302
Assessments receivable:				
Current	-	-	-	-
Delinquent	-	-	-	-
Accrued interest receivable	-	99,621	-	33,341
Due from other funds	254,283	98,104	1,107,358	57,347
Total assets	<u>\$ 7,570,370</u>	<u>\$ 16,808,671</u>	<u>\$ 5,241,189</u>	<u>\$ 12,634,633</u>
 LIABILITIES AND FUND BALANCES				
Liabilities:				
Accounts payable	\$ -	\$ -	\$ -	\$ -
Other payables	-	-	-	-
Due to other funds	259,203	39,718	1,358,189	-
Total liabilities	<u>259,203</u>	<u>39,718</u>	<u>1,358,189</u>	<u>-</u>
 Fund balances:				
Restricted -				
Debt service	7,311,167	16,768,953	3,883,000	12,634,633
Assigned -				
Subsequent year's expenditures	-	-	-	-
Total fund balances	<u>7,311,167</u>	<u>16,768,953</u>	<u>3,883,000</u>	<u>12,634,633</u>
 Total liabilities and fund balances	<u>\$ 7,570,370</u>	<u>\$ 16,808,671</u>	<u>\$ 5,241,189</u>	<u>\$ 12,634,633</u>

<u>Assessment Bonds</u>		<u>Contingencies Sinking Fund</u>	<u>Certificates of Indebtedness, Series 2011 Sinking Fund</u>	<u>Limited Tax Series 2012 Refund Bond Sinking Fund</u>	<u>Total</u>
<u>Paving</u>	<u>Sewer</u>				
\$ 32,427	\$ 320,915	\$ 333,485	\$ 13,659	\$ 600	\$ 1,137,628
380,282	1,076	3,910,867	160,189	7,041	44,627,722
-	111,690	-	-	-	111,690
-	32,190	-	-	-	32,190
366	-	3,768	154	7	137,257
-	-	-	-	-	1,517,092
<u>\$ 413,075</u>	<u>\$ 465,871</u>	<u>\$ 4,248,120</u>	<u>\$ 174,002</u>	<u>\$ 7,648</u>	<u>\$ 47,563,579</u>
\$ -	\$ -	\$ -	\$ -	\$ -	\$ -
-	-	-	-	-	-
-	162,966	-	-	-	1,820,076
-	162,966	-	-	-	1,820,076
-	-	4,248,120	174,002	7,648	45,027,523
413,075	302,905	-	-	-	715,980
413,075	302,905	4,248,120	174,002	7,648	45,743,503
<u>\$ 413,075</u>	<u>\$ 465,871</u>	<u>\$ 4,248,120</u>	<u>\$ 174,002</u>	<u>\$ 7,648</u>	<u>\$ 47,563,579</u>

LAFAYETTE CITY-PARISH CONSOLIDATED GOVERNMENT
Lafayette, Louisiana

Combining Statement of Revenues, Expenditures, and Changes in Fund Balances
Nonmajor Debt Service Funds
For the Year Ended October 31, 2015

	1961 Sales Tax Bonds		1985 Sales Tax Bonds	
	Sinking Fund	Reserve Fund	Sinking Fund	Reserve Fund
Revenues:				
Taxes -				
Ad valorem	\$ -	\$ -	\$ -	\$ -
Sales and use	16,251,983	-	11,342,519	-
Intergovernmental -				
Federal subsidy	667,219	-	506,611	-
Investment earnings	9,938	157,059	5,451	148,759
Total revenues	16,929,140	157,059	11,854,581	148,759
Expenditures:				
Current -				
General government	-	-	-	-
Debt service -				
Principal retirement	8,975,000	-	7,965,000	-
Interest and fiscal charges	7,783,644	-	4,938,413	-
Debt issuance costs	334,362	-	228,247	-
Total debt service	17,093,006	-	13,131,660	-
Total expenditures	17,093,006	-	13,131,660	-
Excess (deficiency) of revenues over expenditures	(163,866)	157,059	(1,277,079)	148,759
Other financing sources (uses):				
Proceeds from issuance of debt	23,930,000	-	11,825,000	-
Premium on issuance of debt	3,340,046	-	1,387,390	-
Payment to escrow agent	(27,257,263)	(373,850)	(13,136,411)	(585,366)
Transfers in	277,560	101,259	1,120,148	-
Transfers out	(172,583)	(258,319)	(23,548)	(148,759)
Total other financing sources (uses)	117,760	(530,910)	1,172,579	(734,125)
Net change in fund balances	(46,106)	(373,851)	(104,500)	(585,366)
Fund balances, beginning	7,357,273	17,142,804	3,987,500	13,219,999
Fund balances, ending	\$ 7,311,167	\$ 16,768,953	\$ 3,883,000	\$ 12,634,633

<u>Assessment Bonds</u>		<u>Contingencies Sinking Fund</u>	<u>Certificates of Indebtedness, Series 2011 Sinking Fund</u>	<u>Limited Tax Series 2012 Refund Bond Sinking Fund</u>	<u>Total</u>
<u>Paving</u>	<u>Sewer</u>				
\$ -	\$ -	\$ 5,816,689	\$ -	\$ -	\$ 5,816,689
-	-	-	516,897	-	28,111,399
-	-	7,733	-	-	1,181,563
<u>610</u>	<u>158</u>	<u>-</u>	<u>264</u>	<u>1,340</u>	<u>323,579</u>
<u>610</u>	<u>158</u>	<u>5,824,422</u>	<u>517,161</u>	<u>1,340</u>	<u>35,433,230</u>
-	-	210,086	-	-	210,086
-	-	2,740,000	330,000	2,075,000	22,085,000
-	-	2,451,288	179,331	1,371,256	16,723,932
-	-	1,650	-	-	564,259
-	-	<u>5,192,938</u>	<u>509,331</u>	<u>3,446,256</u>	<u>39,373,191</u>
-	-	<u>5,403,024</u>	<u>509,331</u>	<u>3,446,256</u>	<u>39,583,277</u>
<u>610</u>	<u>158</u>	<u>421,398</u>	<u>7,830</u>	<u>(3,444,916)</u>	<u>(4,150,047)</u>
-	-	-	-	-	35,755,000
-	-	-	-	-	4,727,436
-	-	-	-	-	(41,352,890)
-	-	-	-	3,445,156	4,944,123
-	-	-	-	-	(603,209)
-	-	-	-	<u>3,445,156</u>	<u>3,470,460</u>
610	158	421,398	7,830	240	(679,587)
<u>412,465</u>	<u>302,747</u>	<u>3,826,722</u>	<u>166,172</u>	<u>7,408</u>	<u>46,423,090</u>
<u>\$413,075</u>	<u>\$302,905</u>	<u>\$ 4,248,120</u>	<u>\$ 174,002</u>	<u>\$ 7,648</u>	<u>\$ 45,743,503</u>

LAFAYETTE CITY-PARISH CONSOLIDATED GOVERNMENT
Lafayette, Louisiana
Nonmajor Debt Service Fund
1961 Sales Tax Bonds Sinking Fund

Schedule of Revenues, Expenditures, and Changes in Fund Balances - Budget (GAAP Basis) and Actual
For the Year Ended October 31, 2015

	Original Budget	Final Budget	Actual	Variance with Final Budget Positive (Negative)
Revenues:				
Taxes -				
Sales and use	\$ 16,616,980	\$ 16,616,980	\$ 16,251,983	\$ (364,997)
Intergovernmental -				
Federal subsidy	657,143	657,143	667,219	10,076
Investment earnings	8,000	8,000	9,938	1,938
Total revenues	<u>17,282,123</u>	<u>17,282,123</u>	<u>16,929,140</u>	<u>(352,983)</u>
Expenditures:				
Debt service -				
Principal retirement	8,975,000	8,975,000	8,975,000	-
Interest and fiscal charges	8,544,123	8,218,567	7,783,644	434,923
Debt issuance cost	-	338,340	334,362	3,978
Total expenditures	<u>17,519,123</u>	<u>17,531,907</u>	<u>17,093,006</u>	<u>438,901</u>
Deficiency of revenues over expenditures	<u>(237,000)</u>	<u>(249,784)</u>	<u>(163,866)</u>	<u>85,918</u>
Other financing sources (uses):				
Proceeds from issuance of debt	-	23,930,000	23,930,000	-
Premium on issuance of debt	-	3,340,046	3,340,046	-
Payment to escrow agent	-	(27,257,262)	(27,257,263)	(1)
Transfers in	237,000	237,000	277,560	40,560
Transfers out	-	-	(172,583)	(172,583)
Total other financing sources (uses)	<u>237,000</u>	<u>249,784</u>	<u>117,760</u>	<u>(132,024)</u>
Net change in fund balance	-	-	(46,106)	(46,106)
Fund balance, beginning	<u>7,357,273</u>	<u>7,357,273</u>	<u>7,357,273</u>	<u>-</u>
Fund balance, ending	<u>\$ 7,357,273</u>	<u>\$ 7,357,273</u>	<u>\$ 7,311,167</u>	<u>\$ (46,106)</u>

LAFAYETTE CITY-PARISH CONSOLIDATED GOVERNMENT
Lafayette, Louisiana
Nonmajor Debt Service Fund
1961 Sales Tax Bonds Reserve Fund

Schedule of Revenues, Expenditures, and Changes in Fund Balances - Budget (GAAP Basis) and Actual
For the Year Ended October 31, 2015

	Original Budget	Final Budget	Actual	Variance with Final Budget Positive (Negative)
Revenues:				
Investment earnings	\$ 130,000	\$ 130,000	\$ 157,059	\$ 27,059
Expenditures:				
Principal Retirement	-	-	-	-
Excess of revenues over expenditures	<u>130,000</u>	<u>130,000</u>	<u>157,059</u>	<u>27,059</u>
Other financing uses:				
Payment to escrow agent	-	(373,850)	(373,850)	-
Transfers in	-	-	101,259	101,259
Transfers out	<u>(130,000)</u>	<u>(130,000)</u>	<u>(258,319)</u>	<u>(128,319)</u>
Total other financing uses	<u>(130,000)</u>	<u>(503,850)</u>	<u>(530,910)</u>	<u>(27,060)</u>
Net change in fund balance	-	(373,850)	(373,851)	(1)
Fund balance, beginning	<u>17,142,804</u>	<u>17,142,804</u>	<u>17,142,804</u>	<u>-</u>
Fund balance, ending	<u>\$ 17,142,804</u>	<u>\$ 16,768,954</u>	<u>\$ 16,768,953</u>	<u>\$ (1)</u>

LAFAYETTE CITY-PARISH CONSOLIDATED GOVERNMENT

Lafayette, Louisiana

Nonmajor Debt Service Fund

1985 Sales Tax Bonds Sinking Fund

Schedule of Revenues, Expenditures, and Changes in Fund Balances - Budget (GAAP Basis) and Actual
For the Year Ended October 31, 2015

	Original Budget	Final Budget	Actual	Variance with Final Budget Positive (Negative)
Revenues:				
Taxes -				
Sales and use	\$ 12,019,014	\$ 11,519,014	\$ 11,342,519	\$ (176,495)
Intergovernmental -				
Federal subsidy	497,633	497,633	506,611	8,978
Investment earnings	5,000	5,000	5,451	451
Total revenues	<u>12,521,647</u>	<u>12,021,647</u>	<u>11,854,581</u>	<u>(167,066)</u>
Expenditures:				
Debt service -				
Principal retirement	7,965,000	7,965,000	7,965,000	-
Interest and fiscal charges	5,173,869	5,012,981	4,938,413	74,568
Debt issuance cost	-	236,867	228,247	8,620
Total expenditures	<u>13,138,869</u>	<u>13,214,848</u>	<u>13,131,660</u>	<u>83,188</u>
Deficiency of revenues over expenditures	<u>(617,222)</u>	<u>(1,193,201)</u>	<u>(1,277,079)</u>	<u>(83,878)</u>
Other financing sources (uses):				
Proceeds from issuance of debt	-	11,825,000	11,825,000	-
Premium on issuance of debt	-	1,387,390	1,387,390	-
Payment to escrow agent	-	(13,136,411)	(13,136,411)	-
Transfers in	567,222	1,067,222	1,120,148	52,926
Transfers out	-	-	(23,548)	(23,548)
Total other financing sources (uses)	<u>567,222</u>	<u>1,143,201</u>	<u>1,172,579</u>	<u>29,378</u>
Net change in fund balance	(50,000)	(50,000)	(104,500)	(54,500)
Fund balance, beginning	<u>3,987,500</u>	<u>3,987,500</u>	<u>3,987,500</u>	<u>-</u>
Fund balance, ending	<u>\$ 3,937,500</u>	<u>\$ 3,937,500</u>	<u>\$ 3,883,000</u>	<u>\$ (54,500)</u>

LAFAYETTE CITY-PARISH CONSOLIDATED GOVERNMENT
Lafayette, Louisiana
Nonmajor Debt Service Fund
1985 Sales Tax Bonds Reserve Fund

Schedule of Revenues, Expenditures, and Changes in Fund Balances - Budget (GAAP Basis) and Actual
For the Year Ended October 31, 2015

	Original Budget	Final Budget	Actual	Variance with Final Budget Positive (Negative)
Revenues:				
Investment earnings	\$ 552,222	\$ 137,588	\$ 148,759	\$ 11,171
Other financing uses:				
Payment to escrow agent	-	(585,366)	(585,366)	-
Transfers out	<u>(552,222)</u>	<u>(152,222)</u>	<u>(148,759)</u>	<u>3,463</u>
Total other financing sources (uses)	<u>(552,222)</u>	<u>(737,588)</u>	<u>(734,125)</u>	<u>3,463</u>
Net change in fund balance	-	(600,000)	(585,366)	14,634
Fund balance, beginning	<u>13,219,999</u>	<u>13,219,999</u>	<u>13,219,999</u>	<u>-</u>
Fund balance, ending	<u>\$ 13,219,999</u>	<u>\$ 12,619,999</u>	<u>\$ 12,634,633</u>	<u>\$ 14,634</u>

LAFAYETTE CITY-PARISH CONSOLIDATED GOVERNMENT
Lafayette, Louisiana
Nonmajor Debt Service Fund
Contingencies Sinking Fund

Schedule of Revenues, Expenditures, and Changes in Fund Balances - Budget (GAAP Basis) and Actual
For the Year Ended October 31, 2015

	Original Budget	Final Budget	Actual	Variance with Final Budget Positive (Negative)
Revenues:				
Taxes -				
Ad valorem	\$ 5,675,630	\$ 5,675,630	\$ 5,816,689	\$ 141,059
Investment earnings	6,800	6,800	7,733	933
Total revenues	<u>5,682,430</u>	<u>5,682,430</u>	<u>5,824,422</u>	<u>141,992</u>
Expenditures:				
Current -				
General government	<u>329,754</u>	<u>329,754</u>	<u>210,086</u>	<u>119,668</u>
Debt service -				
Principal retirement	2,740,000	2,740,000	2,740,000	-
Interest and fiscal charges	2,612,676	2,611,026	2,451,288	159,738
Debt issuance cost	-	1,650	1,650	-
Total debt service	<u>5,352,676</u>	<u>5,352,676</u>	<u>5,192,938</u>	<u>159,738</u>
Total expenditures	<u>5,682,430</u>	<u>5,682,430</u>	<u>5,403,024</u>	<u>279,406</u>
Net change in fund balance	-	-	421,398	421,398
Fund balance, beginning	<u>3,826,722</u>	<u>3,826,722</u>	<u>3,826,722</u>	-
Fund balance, ending	<u>\$ 3,826,722</u>	<u>\$ 3,826,722</u>	<u>\$ 4,248,120</u>	<u>\$ 421,398</u>

LAFAYETTE CITY-PARISH CONSOLIDATED GOVERNMENT
Lafayette, Louisiana
Nonmajor Debt Service Fund
Certificates of Indebtedness, Series 2011 Sinking Fund

Schedule of Revenues, Expenditures, and Changes in Fund Balances - Budget (GAAP Basis) and Actual
For the Year Ended October 31, 2015

	<u>Original Budget</u>	<u>Final Budget</u>	<u>Actual</u>	Variance with Final Budget Positive (Negative)
Revenues:				
Taxes -				
Sales and use	\$ 516,898	\$ 516,898	\$ 516,898	\$ -
Investment earnings	<u>-</u>	<u>-</u>	<u>263</u>	<u>263</u>
Total revenues	<u>516,898</u>	<u>516,898</u>	<u>517,161</u>	<u>263</u>
Expenditures:				
Debt service -				
Principal retirement	330,000	330,000	330,000	-
Interest and fiscal charges	<u>186,898</u>	<u>186,898</u>	<u>179,331</u>	<u>7,567</u>
Total expenditures	<u>516,898</u>	<u>516,898</u>	<u>509,331</u>	<u>7,567</u>
Net change in fund balance	-	-	7,830	7,830
Fund balance, beginning	<u>166,172</u>	<u>166,172</u>	<u>166,172</u>	-
Fund balance, ending	<u>\$ 166,172</u>	<u>\$ 166,172</u>	<u>\$ 174,002</u>	<u>\$ 7,830</u>

LAFAYETTE CITY-PARISH CONSOLIDATED GOVERNMENT
Lafayette, Louisiana
Nonmajor Debt Service Fund
Limited Tax Series 2012 Refund Bond Sinking Fund

Schedule of Revenues, Expenditures, and Changes in Fund Balances - Budget (GAAP Basis) and Actual
For the Year Ended October 31, 2015

	Original Budget	Final Budget	Actual	Variance with Final Budget Positive (Negative)
Revenues:				
Investment earnings	\$ -	\$ -	\$ 1,340	\$ 1,340
Expenditures:				
Debt service -				
Principal retirement	2,075,000	2,075,000	2,075,000	-
Interest and fiscal charges	1,371,257	1,371,257	1,371,256	1
Total expenditures	3,446,257	3,446,257	3,446,256	1
Deficiency of revenues over expenditures	(3,446,257)	(3,446,257)	(3,444,916)	1,339
Other financing sources:				
Transfers in	(3,446,257)	(3,446,257)	(3,445,156)	1,101
Net change in fund balance	-	-	240	238
Fund balance, beginning	7,408	7,408	7,408	-
Fund balance, ending	\$ 7,408	\$ 7,408	\$ 7,648	\$ 238

**Nonmajor
Capital Projects Funds**

Nonmajor Governmental Funds

Capital Project Funds

Capital Project Funds are used to account for the acquisition and construction of major capital facilities other than those financed by proprietary funds.

1961 City Sales Tax Bond Construction Funds - these funds are to account for the proceeds from bond issues used to finance capital improvement projects within the City of Lafayette. These bond issues are secured and payable from a pledge and dedication of the proceeds of the 1961 City sales and use tax.

1985 City Sales Tax Bond Construction Funds - these funds are to account for the proceeds from bond issues used to finance capital improvement projects within the City of Lafayette. These bond issues are secured and payable from a pledge and dedication of the proceeds of the 1985 City sales and use tax.

1999 Certificates of Indebtedness Construction Fund - this fund is to account for proceeds from Certificates of Indebtedness issued to finance improvements at the Parish Correctional Center and the Courthouse Complex.

Parish General Obligation Bonds Construction Funds - these funds are to account for the proceeds from bond issues to finance capital infrastructure improvement projects within Lafayette Parish.

LAFAYETTE CITY-PARISH CONSOLIDATED GOVERNMENT
Lafayette, Louisiana

Combining Balance Sheet
Nonmajor Capital Projects Funds
October 31, 2015

	1961 City Sales Tax Bond Construction	1985 City Sales Tax Bond Construction	1999 Certificates of Indebtedness Construction	Parish General Obligation Bond Construction	Total
ASSETS					
Cash	\$ 3,065,386	\$ 1,121,687	\$ -	\$ 651,687	\$ 4,838,760
Investments	35,948,634	13,154,341	-	7,642,513	56,745,488
Accrued interest receivable	<u>34,632</u>	<u>12,673</u>	-	<u>7,362</u>	<u>54,667</u>
Total assets	<u>\$ 39,048,652</u>	<u>\$ 14,288,701</u>	<u>\$ -</u>	<u>\$ 8,301,562</u>	<u>\$ 61,638,915</u>
 LIABILITIES AND FUND BALANCES					
Liabilities:					
Contracts payable	\$ 493,280	\$ 519,748	\$ -	\$ 411,605	\$ 1,424,633
Retainage payable	427,395	-	-	43,312	470,707
Due to other funds	<u>8,327</u>	<u>3,143</u>	-	-	<u>11,470</u>
Total liabilities	<u>929,002</u>	<u>522,891</u>	<u>-</u>	<u>454,917</u>	<u>1,906,810</u>
Fund balances:					
Restricted - Capital expenditures	<u>38,119,650</u>	<u>13,765,810</u>	<u>-</u>	<u>7,846,645</u>	<u>59,732,105</u>
Total liabilities and fund balances	<u>\$ 39,048,652</u>	<u>\$ 14,288,701</u>	<u>\$ -</u>	<u>\$ 8,301,562</u>	<u>\$ 61,638,915</u>

LAFAYETTE CITY-PARISH CONSOLIDATED GOVERNMENT
Lafayette, Louisiana

Combining Statement of Revenues, Expenditures, and Changes in Fund Balances
Nonmajor Capital Projects Funds
For the Year Ended October 31, 2015

	<u>1961 City Sales Tax Bond Construction</u>	<u>1985 City Sales Tax Bond Construction</u>	<u>1999 Certificates of Indebtedness Construction</u>	<u>Parish General Obligation Bond Construction</u>	<u>Total</u>
Revenues:					
Miscellaneous -					
Investment earnings	\$ 65,672	\$ 22,290	\$ -	\$ 12,796	\$ 100,758
Other	<u>1,360</u>	<u>628</u>	<u>-</u>	<u>1,060</u>	<u>3,048</u>
Total revenues	<u>67,032</u>	<u>22,918</u>	<u>-</u>	<u>13,856</u>	<u>103,806</u>
Expenditures:					
Current -					
General government	22,846	1,259	-	82,173	106,278
Capital outlay	<u>12,727,386</u>	<u>1,513,894</u>	<u>16,553</u>	<u>1,103,664</u>	<u>15,361,497</u>
Total expenditures	<u>12,750,232</u>	<u>1,515,153</u>	<u>16,553</u>	<u>1,185,837</u>	<u>15,467,775</u>
Deficiency of revenues over expenditures	(12,683,200)	(1,492,235)	(16,553)	(1,171,981)	(15,363,969)
Other financing uses:					
Transfers out	<u>(74,949)</u>	<u>(25,310)</u>	<u>-</u>	<u>-</u>	<u>(100,259)</u>
Net change in fund balances	(12,758,149)	(1,517,545)	(16,553)	(1,171,981)	(15,464,228)
Fund balances, beginning	<u>50,877,799</u>	<u>15,283,355</u>	<u>16,553</u>	<u>9,018,626</u>	<u>75,196,333</u>
Fund balances, ending	<u>\$ 38,119,650</u>	<u>\$ 13,765,810</u>	<u>\$ -</u>	<u>\$ 7,846,645</u>	<u>\$ 59,732,105</u>

LAFAYETTE CITY-PARISH CONSOLIDATED GOVERNMENT
Lafayette, Louisiana

Schedule of Expenditures Compared to Capital Budget
1961 City Sales Tax Bond Construction
For the Year Ended October 31, 2015

	Project Authorization	Expenditures		Balance of Incomplete Projects
		Prior Years	Current Year	
Street projects:				
Ambassador Caffery Rehab - Phase IV	\$ 700,000	\$ 696,967	\$ 3,033	\$ -
Bellefontaine Drive Extension	443,797	62,686	80,272	300,839
BlueBird Drive Ext-Beaul/Cornelus	300,000	-	90,835	209,165
CIDC, LAT 7-Curran/Dulles	500,000	-	-	500,000
Daigle Street Hard Surfacing	1,600,000	87,651	1,941	1,510,408
Doc Duhon/Robley Dr Extension Phase IV	3,498,445	695,249	1,546,458	1,256,738
Dulles Drive Widening	1,500,000	12,956	769,077	717,967
East Verot School Road Widening	687,000	1,867	-	685,133
East Pont des Mouton Road Widening	15,151,234	5,972,785	4,128,442	5,050,007
East Verot School Road Widening	774,000	715,440	-	58,560
Frem Boustany Extension	300,000	-	73,337	226,663
Hugh Wallis/Kali Sal Int Improvement	572,444	51,364	363,765	157,315
Kaliste Saloom Widening	7,298,580	4,746,171	253,591	2,298,818
North St. Antoine Ext - Pont Des Mouton	9,440,000	2,426	-	9,437,574
North Universtiy/Stone Right Turn Lane	121,862	10	20,847	101,005
North University Avenue Widening	1,000,000	756,639	-	243,361
Ole Colony Road Bridge	625,000	337	416,761	207,902
Amedee st. Bridge	700,000	496,632	141,176	62,192
Rue De Belier Extension - Phase I (Hwy 93)	378,393	41,358	25,148	311,887
Simcoe Street Corridor - Phase II	846,000	8,280	-	837,720
South City Parkway Extension	1,526,000	-	11,381	1,514,619
South College Extension - Phase I	2,851,143	690	2,526,108	324,345
Vermillion LAT 4 Beaul/Settlers	1,250,000	6,852	15,229	1,227,919
Verot School/Pinhook/Vincent	536,305	25,000	483,414	27,891
West Farrell Road Outfall	1,277,000	-	36,097	1,240,903
West Pont des Mouton Road Widening	1,000,000	-	1,366	998,634
	<u>54,877,203</u>	<u>14,381,360</u>	<u>10,988,278</u>	<u>29,507,565</u>

(continued)

LAFAYETTE CITY-PARISH CONSOLIDATED GOVERNMENT
Lafayette, Louisiana

Schedule of Expenditures Compared to Capital Budget
1961 City Sales Tax Bond Construction (Continued)
For the Year Ended October 31, 2015

	Project Authorization	Expenditures		Balance of Incomplete Projects
		Prior Years	Current Year	
Drainage projects:				
Alonda Drive Coulee Wall	40,000	5	34,995	5,000
Bellefontaine Drainage	500,000	-	-	500,000
Comprehensive Drainage Analysis	29,500	9,063	20,437	-
Concrete Coulee Renovations	385,319	-	296,414	88,905
Coulee Bend Improvement	550,000	125,374	12,959	411,667
Fernwood Drive Outfall	74,213	74,213	-	-
Gerard Park Coulee Improvements	75,787	-	75,787	-
Ole Colony Road Drainage	100,000	35,480	64,520	-
River Oaks Pump Renovation	1,000,000	52,658	1,645	945,697
Sunbeam Coulee Phase II	2,475,000	1,710	6,183	2,467,107
Walker Road Drainage	1,005,000	-	4,867	1,000,133
West Farrell Road Outfall	810,834	51,482	759,352	-
Zion Circle Drainage	700,000	238,533	393,708	67,759
	<u>7,745,653</u>	<u>588,518</u>	<u>1,670,867</u>	<u>5,486,268</u>
Parks and Recreation project:				
Recreation Center/Park Improvements	1,900,000	1,612,269	68,241	219,490
	<u>\$ 64,522,856</u>	<u>\$ 16,582,147</u>	<u>\$ 12,727,386</u>	<u>\$ 35,213,323</u>

LAFAYETTE CITY-PARISH CONSOLIDATED GOVERNMENT
Lafayette, Louisiana

Schedule of Expenditures Compared to Capital Budget
1985 City Sales Tax Bond Construction
For the Year Ended October 31, 2015

	Project Authorization	Expenditures		Balance of Incomplete Projects
		Prior Years	Current Year	
Street projects:				
East Pont Des Mouton	\$ 3,863,541	\$ -	\$ 85,157	\$ 3,778,384
Erase Landry	482,351	479,505	1,981	865
Hugh Wallis/Kaliste Saloom	203,321	-	203,321	-
I-10 Frontage Road	779	-	-	779
Louisiana Avenue Extension	12,210,581	4,892,842	28,049	7,289,690
North St. Antoine Extension	667,661	241,030	176,947	249,684
South College Road Phase I	97,758	-	97,758	-
Verot School - Pinhook/Vincent	1,889,905	-	-	1,889,905
	<u>19,415,897</u>	<u>5,613,377</u>	<u>593,213</u>	<u>13,209,307</u>
Drainage projects:				
Alonda Drive Coulee Wall	294,544	-	7,049	287,495
Becky Lane Outfall	10,413	-	-	10,413
Concrete Coulee Renovations	219,314	-	-	219,314
Sunbeam Coulee - Phase II	56,642	21,517	24,255	10,870
Walker Road Drainage	1,253,004	4,458	18,248	1,230,298
West Farrell Road Outfall	1,606,603	174,074	871,129	561,400
	<u>3,440,520</u>	<u>200,049</u>	<u>920,681</u>	<u>2,319,790</u>
Parks and Recreation projects:				
Clark Field Improvements	125,000	-	-	125,000
	<u>\$ 22,981,417</u>	<u>\$ 5,813,426</u>	<u>\$ 1,513,894</u>	<u>\$ 15,654,097</u>

LAFAYETTE CITY-PARISH CONSOLIDATED GOVERNMENT
Lafayette, Louisiana

Schedule of Expenditures Compared to Capital Budget
1999 Certificates of Indebtedness Construction
For the Year Ended October 31, 2015

	<u>Project Authorization</u>	<u>Expenditures</u>		<u>Balance of Incomplete Projects</u>
		<u>Prior Years</u>	<u>Current Year</u>	
Building projects:				
Adult Correction Facility Improvements	\$ 620,672	\$ 618,708	\$ 1,964	\$ -
Lafayette Parish Courthouse Improvements	<u>260,995</u>	<u>246,406</u>	<u>14,589</u>	<u>-</u>
	<u>\$ 881,667</u>	<u>\$ 865,114</u>	<u>\$ 16,553</u>	<u>\$ -</u>

LAFAYETTE CITY-PARISH CONSOLIDATED GOVERNMENT
Lafayette, Louisiana

Schedule of Expenditures Compared to Capital Budget
Parish General Obligation Bond Construction
For the Year Ended October 31, 2015

	Project Authorization	Expenditures		Balance of Incomplete Projects
		Prior Years	Current Year	
Street projects:				
Cocodril Road Bridge	\$ 439,000	\$ 37,229	\$ 25,343	\$ 376,428
Espasie Road Bridge	935,000	88,811	11,849	834,340
Gumbleton-Mallet Road Reconstruction	389,000	20,960	211,787	156,253
Hapsburg Lane Bridge	275,000	-	-	275,000
Hoffpauir Road Bridge	568,000	57,682	118	510,200
Lajaunie Road Bridge	1,096,593	-	1,177	1,095,416
Landry Road Widening	2,571,833	319,637	538,696	1,713,500
Lebesque Road Reconstruction	923,000	276,036	32,493	614,471
Leblanc Road Bridge	1,236,000	1,009,831	-	226,169
Mermentau Road Bridge	565,700	565,700	-	-
Parish Bridge Improvements	577,000	-	70,112	506,888
Petite Road Bridge	902,000	43,987	-	858,013
Rural Asphalt Overlay	186,000	-	2,203	183,797
Rural Road Rehabilitation	8,877,000	8,536,401	67,797	272,802
Simcoe Street Corridor	100,000	52,520	12,522	34,958
South Dearborne Road Bridge	1,211,000	930,403	23,030	257,567
	<u>20,852,126</u>	<u>11,939,197</u>	<u>997,127</u>	<u>7,915,802</u>
Drainage project:				
Iles Des Cannes - Phase V/Rch VI	5,045,726	4,763,296	106,537	175,893
	<u>\$ 25,897,852</u>	<u>\$ 16,702,493</u>	<u>\$ 1,103,664</u>	<u>\$ 8,091,695</u>

**Nonmajor
Enterprise Funds**

Nonmajor Enterprise Funds

Enterprise funds account for operations: (a) that are financed and operated in a manner similar to private business enterprises, where the intent of the governing body is that the costs (expenses, including depreciation) of providing goods or services to the general public on a continuing basis be financed or recovered primarily through user charges; or (b) where the governing body has decided that periodic determination of revenues earned, expenses incurred, and/or net income is appropriate for capital maintenance, public policy, management control, accountability, or other purposes.

Environmental Services Disposal Fund - this fund is to account for the revenues, expenses, and fixed assets associated with the operations of the Environmental Quality Division which consists of compost disposal, solid waste disposal and other environmental issues in Lafayette Parish.

Animal Control Shelter Fund - this fund is to account for revenues and expenses associated with the operations of Animal Control Shelter in Lafayette Parish. The Animal Control Shelter ensures the humane treatment of animals through in-house vaccinations as well as a spay/neuter program.

CNG Service Station Fund - this fund is to account for the revenues and expenses associated with the operation and maintenance of the Compressed Natural Gas (CNG) service station which services both public and private vehicles.

LAFAYETTE CITY-PARISH CONSOLIDATED GOVERNMENT
Lafayette, Louisiana

Combining Statement of Net Position
Nonmajor Enterprise Funds
October 31, 2015
With Comparative Totals for October 31, 2014

	2015				2014
	Environmental Services Disposal	Animal Control Shelter	CNG Service Station	Total Nonmajor Enterprise Funds	
ASSETS					
CURRENT ASSETS					
Cash	\$ 400	\$ 158,480	\$ 479	\$ 159,359	\$ 12,861
Investments	-	1,856,199	5,616	1,861,815	1,321,640
Accounts receivable, net	1,638,207	14,067	-	1,652,274	1,620,531
Accrued interest receivable	-	1,788	5	1,793	1,071
Due from other funds	1,485,705	-	-	1,485,705	1,494,305
Due from other governmental agencies	-	-	27,825	27,825	-
Total current assets	<u>3,124,312</u>	<u>2,030,534</u>	<u>33,925</u>	<u>5,188,771</u>	<u>4,450,408</u>
NONCURRENT ASSETS					
Capital assets:					
Land	3,147,688	-	-	3,147,688	3,147,688
Buildings and site improvements, net	118,564	92,743	-	211,307	219,712
Equipment, net	653,685	239,528	-	893,213	1,090,637
Total noncurrent assets	<u>3,919,937</u>	<u>332,271</u>	<u>-</u>	<u>4,252,208</u>	<u>4,458,037</u>
Total assets	<u>7,044,249</u>	<u>2,362,805</u>	<u>33,925</u>	<u>9,440,979</u>	<u>8,908,445</u>
DEFERRED OUTFLOWS OF RESOURCES					
Deferred outflows related to pensions	259,399	202,786	-	462,185	-
LIABILITIES					
CURRENT LIABILITIES					
Cash overdraft	441,115	-	-	441,115	1,421,485
Accounts payable	976,729	13,316	14,516	1,004,561	972,097
Accrued salaries and benefits	15,438	11,554	-	26,992	25,394
Due to other funds	-	1,234,438	-	1,234,438	-
Compensated absences	50,462	22,901	-	73,363	71,147
Total current liabilities	<u>1,483,744</u>	<u>1,282,209</u>	<u>14,516</u>	<u>2,780,469</u>	<u>2,490,123</u>
NONCURRENT LIABILITIES					
Compensated absences	192,668	97,151	-	289,819	194,522
Net pension liability	471,137	553,467	-	1,024,604	-
Total noncurrent liabilities	<u>663,805</u>	<u>650,618</u>	<u>-</u>	<u>1,314,423</u>	<u>194,522</u>
Total liabilities	<u>2,147,549</u>	<u>1,932,827</u>	<u>14,516</u>	<u>4,094,892</u>	<u>2,684,645</u>
DEFERRED INFLOWS OF RESOURCES					
Deferred inflows related to pensions	31,584	27,665	-	59,249	-
NET POSITION					
Net investment in capital assets	3,919,937	332,271	-	4,252,208	4,458,037
Unrestricted	1,204,578	272,828	19,409	1,496,815	1,765,763
Total net position	<u>\$ 5,124,515</u>	<u>\$ 605,099</u>	<u>\$ 19,409</u>	<u>\$ 5,749,023</u>	<u>\$ 6,223,800</u>

LAFAYETTE CITY-PARISH CONSOLIDATED GOVERNMENT
Lafayette, Louisiana

Combining Statement of Revenues, Expenses, and Changes in Fund Net Position
Nonmajor Enterprise Funds
For the Year Ended October 31, 2015
With Comparative Totals for the Year Ended October 31, 2014

	2015				2014
	Environmental Services Disposal	Animal Control Shelter	CNG Service Station	Total Nonmajor Enterprise Funds	
Operating revenues:					
Charges for services	\$ 14,362,275	\$ 215,564	\$ 284,615	\$ 14,862,454	\$ 14,747,727
Miscellaneous	<u>251,113</u>	<u>1,920</u>	<u>-</u>	<u>253,033</u>	<u>266,777</u>
Total operating revenues	<u>14,613,388</u>	<u>217,484</u>	<u>284,615</u>	<u>15,115,487</u>	<u>15,014,504</u>
Operating expenses:					
Production, collection and cost of services	13,136,548	1,238,407	115,773	14,490,728	13,999,368
Administrative and general	621,425	196,860	95,677	913,962	825,174
Depreciation	<u>152,055</u>	<u>71,630</u>	<u>-</u>	<u>223,685</u>	<u>230,532</u>
Total operating expenses	<u>13,910,028</u>	<u>1,506,897</u>	<u>211,450</u>	<u>15,628,375</u>	<u>15,055,074</u>
Operating income (loss)	<u>703,360</u>	<u>(1,289,413)</u>	<u>73,165</u>	<u>(512,888)</u>	<u>(40,570)</u>
Nonoperating revenues (expenses):					
Investment earnings	-	2,426	101	2,527	1,317
Non-employer pension contributions	14,751	11,708	-	26,459	-
Loss on sale/disposal of assets	<u>-</u>	<u>(597)</u>	<u>-</u>	<u>(597)</u>	<u>(1,695)</u>
Total nonoperating revenues (expenses)	<u>14,751</u>	<u>13,537</u>	<u>101</u>	<u>28,389</u>	<u>(378)</u>
Income (loss) before contributions and transfers	718,111	(1,275,876)	73,266	(484,499)	(40,948)
Capital contributions	8,620	7,205	-	15,825	45,146
Transfers in (out)	<u>-</u>	<u>687,342</u>	<u>(79,866)</u>	<u>607,476</u>	<u>1,113,098</u>
Change in net position	726,731	(581,329)	(6,600)	138,802	1,117,296
Net position, beginning, as restated	<u>4,397,784</u>	<u>1,186,428</u>	<u>26,009</u>	<u>5,610,221</u>	<u>5,106,504</u>
Net position, ending	<u>\$ 5,124,515</u>	<u>\$ 605,099</u>	<u>\$ 19,409</u>	<u>\$ 5,749,023</u>	<u>\$ 6,223,800</u>

LAFAYETTE CITY-PARISH CONSOLIDATED GOVERNMENT
Lafayette, Louisiana

Combining Statement of Cash Flows
Nonmajor Enterprise Funds
For the Year Ended October 31, 2015

With Comparative Totals for the Year Ended October 31, 2014

	2015				2014
	Environmental Services Disposal	Animal Control Shelter	CNG Service Station	Total Nonmajor Enterprise Funds	
Cash flows from operating activities:					
Receipts from customers	\$ 14,323,618	\$ 219,918	\$ 259,350	\$ 14,802,886	\$ 14,689,316
Payments to suppliers for goods and services	(12,129,259)	(415,308)	(215,750)	(12,760,317)	(12,533,234)
Payments to employees and for employee related costs	(1,124,770)	(792,054)	-	(1,916,824)	(1,971,052)
Internal activity - payments to other funds	(340,332)	(212,494)	-	(552,826)	(490,520)
Other receipts	251,113	1,920	-	253,033	266,777
Net cash provided (used) by operating activities	<u>980,370</u>	<u>(1,198,018)</u>	<u>43,600</u>	<u>(174,048)</u>	<u>(38,713)</u>
Cash flows from noncapital financing activities:					
Decrease in cash overdraft	(980,370)	-	-	(980,370)	(746,067)
Cash paid to component unit	-	-	-	-	1,879
Transfers in (out)	-	1,921,780	(79,866)	1,841,914	1,113,098
Net cash provided (used) by noncapital financing activities	<u>(980,370)</u>	<u>1,921,780</u>	<u>(79,866)</u>	<u>861,544</u>	<u>368,910</u>
Cash flows from capital and related financing activities:					
Purchase of capital assets	-	(2,628)	-	(2,628)	(68,486)
Cash flows from investing activities:					
Interest earnings	-	2,018	135	2,153	1,406
Sales (purchases) of investments	-	(576,745)	36,222	(540,523)	(294,584)
Net cash provided (used) by investing activities	<u>-</u>	<u>(574,727)</u>	<u>36,357</u>	<u>(538,370)</u>	<u>(293,178)</u>
Net increase (decrease) in cash and cash equivalents	-	146,407	91	146,498	(31,467)
Balances, beginning of the year	400	12,073	388	12,861	44,328
Balances, end of the year	<u>\$ 400</u>	<u>\$ 158,480</u>	<u>\$ 479</u>	<u>\$ 159,359</u>	<u>\$ 12,861</u>
Reconciliation of operating income (loss) to net cash provided (used) by operating activities:					
Operating income (loss)	\$ 703,360	\$ (1,289,413)	\$ 73,165	\$ (512,888)	\$ (40,570)
Adjustments to reconcile operating income (loss) to net cash provided (used) by operating activities:					
Depreciation	152,055	71,630	-	223,685	230,532
Provision for bad debts	212,874	-	-	212,874	224,627
Pension expense	10,654	23,894	-	34,548	-
Change in assets and liabilities:					
Receivables	(251,531)	4,354	(25,265)	(272,442)	(283,038)
Accounts and other payables	144,358	(8,483)	(4,300)	131,575	(35,071)
Unearned revenue	-	-	-	-	(2,989)
Due from/to other funds	8,600	-	-	8,600	(132,204)
Net cash provided (used) by operating activities	<u>\$ 980,370</u>	<u>\$ (1,198,018)</u>	<u>\$ 43,600</u>	<u>\$ (174,048)</u>	<u>\$ (38,713)</u>
Noncash investing, capital and financing activities:					
Capital assets contributed	<u>\$ 8,620</u>	<u>\$ 7,205</u>	<u>\$ -</u>	<u>\$ 15,825</u>	<u>\$ 45,146</u>
Decrease in fair value of investments	<u>\$ -</u>	<u>\$ (343)</u>	<u>\$ (5)</u>	<u>\$ (348)</u>	<u>\$ (61)</u>
Loss on disposal of capital assets	<u>\$ -</u>	<u>\$ (597)</u>	<u>\$ -</u>	<u>\$ (597)</u>	<u>\$ (1,695)</u>

Internal Service Funds

Internal Service Funds

Internal Service funds account for the financing of goods or services provided by one department or agency to other department or agencies of the governmental unit, or to other governmental units, on a cost-reimbursement basis.

Central Vehicle Maintenance Fund - manages, maintains, and repairs LCG fleet vehicles consisting predominately of City buses, public safety vehicles, and various heavy equipment.

Central Printing Fund - this fund is to account for revenues received by the Information Services Operations Division performing printing and binding services for departments.

Self-Insurance Fund - this fund is also called the Risk Management Fund. This fund is used to account for self-insurance activities involving property damage, worker's compensation, and general liability claims.

Group Hospitalization Fund - this fund is used to account for self-insurance activities involving medical care claims and payment of insurance premiums by the City's employees, retirees, and dependents.

LAFAYETTE CITY-PARISH CONSOLIDATED GOVERNMENT
Lafayette, Louisiana

Combining Statement of Net Position
Internal Service Funds
October 31, 2015

	Central Vehicle Maintenance	Central Printing	Self- Insurance	Group Hospital- ization	Total
ASSETS					
CURRENT ASSETS					
Cash	\$ 88,995	\$ 125	\$ 180,023	\$ 1,017,386	\$ 1,286,529
Investments	1,042,787	-	2,111,185	11,927,152	15,081,124
Accounts receivable, net	172	-	2,198	173,817	176,187
Accrued interest receivable	1,004	-	2,034	11,490	14,528
Due from other funds	-	18,235	213	-	18,448
Inventories, net	202,266	20,799	-	-	223,065
Prepaid items	-	68,502	150,000	76,032	294,534
Total current assets	<u>1,335,224</u>	<u>107,661</u>	<u>2,445,653</u>	<u>13,205,877</u>	<u>17,094,415</u>
NONCURRENT ASSETS					
Capital assets:					
Buildings, net	120,191	-	-	-	120,191
Equipment, net	246,873	238,573	-	-	485,446
Total noncurrent assets	<u>367,064</u>	<u>238,573</u>	<u>-</u>	<u>-</u>	<u>605,637</u>
Total assets	<u>\$ 1,702,288</u>	<u>\$ 346,234</u>	<u>\$ 2,445,653</u>	<u>\$ 13,205,877</u>	<u>\$ 17,700,052</u>
CURRENT LIABILITIES					
Cash overdraft	\$ -	\$ 146,137	\$ -	\$ -	\$ 146,137
Accounts payable	171,714	5,664	146,869	324,498	648,745
Accrued salaries and benefits	28,212	1,898	-	3,686	33,796
Other payables	-	-	-	17,941	17,941
Due to other funds	61	-	-	-	61
Unpaid claims liability	-	-	4,559,391	1,351,385	5,910,776
Compensated absences	54,247	4,004	-	-	58,251
Total current liabilities	<u>254,234</u>	<u>157,703</u>	<u>4,706,260</u>	<u>1,697,510</u>	<u>6,815,707</u>
NONCURRENT LIABILITIES					
Claims payable	-	-	2,385,483	-	2,385,483
Compensated absences	252,410	-	-	-	252,410
Other postemployment benefits	-	-	-	3,280,148	3,280,148
Total noncurrent liabilities	<u>252,410</u>	<u>-</u>	<u>2,385,483</u>	<u>3,280,148</u>	<u>5,918,041</u>
Total liabilities	<u>506,644</u>	<u>157,703</u>	<u>7,091,743</u>	<u>4,977,658</u>	<u>12,733,748</u>
NET POSITION					
Net investment in capital assets	367,064	238,573	-	-	605,637
Unrestricted (deficit)	828,580	(50,042)	(4,646,090)	8,228,219	4,360,667
Total net position (deficit)	<u>1,195,644</u>	<u>188,531</u>	<u>(4,646,090)</u>	<u>8,228,219</u>	<u>4,966,304</u>
Total liabilities and net position	<u>\$ 1,702,288</u>	<u>\$ 346,234</u>	<u>\$ 2,445,653</u>	<u>\$ 13,205,877</u>	<u>\$ 17,700,052</u>

LAFAYETTE CITY-PARISH CONSOLIDATED GOVERNMENT
Lafayette, Louisiana

Combining Statement of Revenues, Expenses, and Changes in Fund Net Position
Internal Service Funds
For the Year Ended October 31, 2015

	Central Vehicle Maintenance	Central Printing	Self- Insurance	Group Hospital- ization	Total
Operating revenues:					
Charges for services	\$ 5,367,435	\$ 396,117	\$ 6,986,381	\$ 20,197,748	\$ 32,947,681
Miscellaneous	<u>3,258</u>	<u>45</u>	<u>894,726</u>	<u>493,835</u>	<u>1,391,864</u>
Total operating revenues	<u>5,370,693</u>	<u>396,162</u>	<u>7,881,107</u>	<u>20,691,583</u>	<u>34,339,545</u>
Operating expenses:					
Cost of services rendered	5,684,360	465,259	3,810,648	17,808,222	27,768,489
Depreciation	<u>72,040</u>	<u>13,614</u>	<u>-</u>	<u>-</u>	<u>85,654</u>
Total operating expenses	<u>5,756,400</u>	<u>478,873</u>	<u>3,810,648</u>	<u>17,808,222</u>	<u>27,854,143</u>
Operating income (loss)	<u>(385,707)</u>	<u>(82,711)</u>	<u>4,070,459</u>	<u>2,883,361</u>	<u>6,485,402</u>
Nonoperating revenues (expenses):					
Investment earnings	1,765	-	2,045	27,198	31,008
Loss on sale/disposal of assets	<u>-</u>	<u>(6,134)</u>	<u>-</u>	<u>-</u>	<u>(6,134)</u>
Total nonoperating revenues (expenses)	<u>1,765</u>	<u>(6,134)</u>	<u>2,045</u>	<u>27,198</u>	<u>24,874</u>
Income (loss) before transfers	(383,942)	(88,845)	4,072,504	2,910,559	6,510,276
Capital contributions	31,295	246,349	-	-	277,644
Transfers in	<u>79,866</u>	<u>-</u>	<u>-</u>	<u>-</u>	<u>79,866</u>
Change in net position	(272,781)	157,504	4,072,504	2,910,559	6,867,786
Net position (deficit), beginning	<u>1,468,425</u>	<u>31,027</u>	<u>(8,718,594)</u>	<u>5,317,660</u>	<u>(1,901,482)</u>
Net position (deficit), ending	<u>\$ 1,195,644</u>	<u>\$ 188,531</u>	<u>\$ (4,646,090)</u>	<u>\$ 8,228,219</u>	<u>\$ 4,966,304</u>

LAFAYETTE CITY-PARISH CONSOLIDATED GOVERNMENT
Lafayette, Louisiana

Combining Statement of Cash Flows
Internal Service Funds
For the Year Ended October 31, 2015

	Central Vehicle Maintenance	Central Printing	Self- Insurance	Group Hospital- ization	Total
Cash flows from operating activities:					
Receipts from customers	\$ 5,368,505	\$ 396,117	\$ -	\$ -	\$ 5,764,622
Receipts from insured	-	-	6,984,282	20,597,270	27,581,552
Payments to suppliers for goods and services	(3,972,445)	(303,515)	(4,658,807)	(2,783,117)	(11,717,884)
Payments to employees and for employee related costs	(1,954,099)	(128,300)	-	(534,116)	(2,616,515)
Payments for claims	-	-	(3,149,554)	(14,892,407)	(18,041,961)
Other receipts	3,258	45	894,726	493,835	1,391,864
Net cash provided (used) by operating activities	<u>(554,781)</u>	<u>(35,653)</u>	<u>70,647</u>	<u>2,881,465</u>	<u>2,361,678</u>
Cash flows from noncapital financing activities:					
Increase in cash overdraft	-	37,419	-	-	37,419
Transfers in	79,866	-	-	-	79,866
Net cash provided by capital and related financing activities	<u>79,866</u>	<u>37,419</u>	<u>-</u>	<u>-</u>	<u>117,285</u>
Cash flows from capital and related financing activities:					
Purchase of capital assets	<u>(51,378)</u>	<u>(1,766)</u>	<u>-</u>	<u>-</u>	<u>(53,144)</u>
Cash flows from investing activities:					
Interest earnings	2,374	-	2,256	26,146	30,776
Sales (purchases) of investments	597,618	-	86,726	(1,977,529)	(1,293,185)
Net cash provided (used) by investing activities	<u>599,992</u>	<u>-</u>	<u>88,982</u>	<u>(1,951,383)</u>	<u>(1,262,409)</u>
Net increase (decrease) in cash and cash equivalents	73,699	-	159,629	930,082	1,163,410
Balances, beginning of the year	15,296	125	20,394	87,304	123,119
Balances, end of the year	<u>\$ 88,995</u>	<u>\$ 125</u>	<u>\$ 180,023</u>	<u>\$ 1,017,386</u>	<u>\$ 1,286,529</u>
Reconciliation of operating income (loss) to net cash provided (used) by operating activities:					
Operating income (loss)	\$ (385,707)	\$ (82,711)	\$ 4,070,459	\$ 2,883,361	\$ 6,485,402
Adjustments to reconcile operating income (loss) to net cash provided (used) by operating activities:					
Depreciation	72,040	13,614	-	-	85,654
Change in assets and liabilities:					
Receivables	1,070	-	(2,099)	399,522	398,493
Inventories	(62,759)	1,163	-	-	(61,596)
Prepaid items	-	19,485	(100,658)	(4,454)	(85,627)
Accounts and other payables	(179,403)	2,730	(3,803,500)	(405,155)	(4,385,328)
Due from/to other funds	(22)	10,066	(93,555)	8,191	(75,320)
Net cash provided (used) by operating activities	<u>\$ (554,781)</u>	<u>\$ (35,653)</u>	<u>\$ 70,647</u>	<u>\$ 2,881,465</u>	<u>\$ 2,361,678</u>
Noncash investing, capital and financing activities:					
Capital assets contributed	<u>\$ 31,295</u>	<u>\$ 246,349</u>	<u>\$ -</u>	<u>\$ -</u>	<u>\$ 277,644</u>
Decrease in fair value of investments	<u>\$ (283)</u>	<u>\$ -</u>	<u>\$ (463)</u>	<u>\$ (2,372)</u>	<u>\$ (3,118)</u>
Loss on disposal of capital assets	<u>\$ -</u>	<u>\$ (6,134)</u>	<u>\$ -</u>	<u>\$ -</u>	<u>\$ (6,134)</u>

Nonmajor Component Units

LAFAYETTE CITY-PARISH CONSOLIDATED GOVERNMENT
Lafayette, Louisiana

Combining Statement of Net Position - Nonmajor Discretely Presented Component Units
October 31, 2015

	Downtown Development Authority	Firemen's Pension and Relief Fund	Police Pension and Relief Fund
ASSETS			
Cash and interest-bearing deposits	\$ 838	\$ -	\$ -
Investments	686,928	-	-
Accounts receivable, net	90,722	-	-
Due from primary government	-	-	1,372
Due from other governmental agencies	356,857	-	-
Inventories	-	-	-
Prepaid items	-	-	-
Restricted assets:			
Cash and interest-bearing deposits	-	-	-
Capital assets:			
Non-depreciable	21,000	-	-
Depreciable, net	3,481	-	-
Total assets	1,159,826	-	1,372
DEFERRED OUTFLOWS OF RESOURCES			
Deferred loss on bond refunding	-	-	-
Deferred outflows related to pensions	-	-	-
Total deferred outflows of resources	-	-	-
LIABILITIES			
Liabilities:			
Accounts and other payables	17,959	-	1,372
Due to other governmental agencies	-	-	-
Unearned revenue	-	-	-
Deposits	-	-	-
Long-term liabilities:			
Portion due or payable within one year	29,919	-	-
Portion due or payable after one year	11,628	-	-
Other post-employment benefits	-	-	-
Net pension liability	-	-	-
Total liabilities	59,506	-	1,372
DEFERRED INFLOWS OF RESOURCES			
Property taxes	-	-	-
Deferred inflows related to pensions	-	-	-
Total deferred inflows of resources	-	-	-
NET POSITION			
Net investment in capital assets	24,481	-	-
Restricted for:			
Debt service	-	-	-
Other purposes	-	-	-
Unrestricted (deficit)	1,075,839	-	-
Total net position	\$ 1,100,320	\$ -	\$ -


City Court of Lafayette	Lafayette Parish Waterworks District North	Lafayette Parish Waterworks District South	Lafayette Parish Bayou Vermilion District	Lafayette Parish Communication District	Total
\$ 4,351,699	\$ 1,718,814	\$ 1,548,572	\$ 1,623,139	\$ 12,356,578	\$ 21,599,640
-	-	-	-	-	686,928
-	397,297	220,473	478,925	275,211	1,462,628
-	-	-	-	91,020	92,392
-	-	-	873,402	-	1,230,259
-	-	71,840	44,126	-	115,966
-	17,010	2,755	391	18,757	38,913
-	1,763,177	696,022	-	-	2,459,199
471,918	150,108	163,848	293,569	42,484	1,142,927
1,645,053	6,704,598	7,104,211	2,456,147	4,435,917	22,349,407
<u>6,468,670</u>	<u>10,751,004</u>	<u>9,807,721</u>	<u>5,769,699</u>	<u>17,219,967</u>	<u>51,178,259</u>
-	-	21,454	-	-	21,454
-	-	-	-	288,817	288,817
-	-	21,454	-	288,817	310,271
76,230	161,241	90,817	64,766	123,132	535,517
-	-	115	10,824	-	10,939
-	-	-	42,221	13,779	56,000
-	106,535	45,230	-	-	151,765
-	331,000	358,000	100,000	-	818,919
-	4,015,512	3,230,000	25,481	305,133	7,587,754
-	-	-	-	12,820	12,820
-	-	-	-	60,636	60,636
<u>76,230</u>	<u>4,614,288</u>	<u>3,724,162</u>	<u>243,292</u>	<u>515,500</u>	<u>9,234,350</u>
-	-	-	1,664,577	-	1,664,577
-	-	-	-	27,459	27,459
-	-	-	1,664,577	27,459	1,692,036
2,116,971	2,839,194	4,659,550	2,554,218	4,478,401	16,672,815
-	1,198,034	696,022	80,037	-	1,974,093
589,961	-	-	-	-	589,961
3,685,508	2,099,488	749,441	1,227,575	12,487,424	21,325,275
<u>\$ 6,392,440</u>	<u>\$ 6,136,716</u>	<u>\$ 6,105,013</u>	<u>\$ 3,861,830</u>	<u>\$ 16,965,825</u>	<u>\$ 40,562,144</u>

LAFAYETTE CITY-PARISH CONSOLIDATED GOVERNMENT
Lafayette, Louisiana

Combining Statement of Activities - Nonmajor Discretely Presented Component Units
For the Year Ended October 31, 2015

	Downtown Development Authority	Firemen's Pension and Relief Fund	Police Pension and Relief Fund
Expenses	\$ 557,845	\$ 303,361	\$ 305,754
Program revenues:			
Charges for services	-	-	-
Operating grants and contributions	64,203	216,160	305,754
Capital grants and contributions	-	-	-
Total program revenues	64,203	216,160	305,754
Net program revenues (expenses)	(493,642)	(87,201)	-
General revenues:			
Taxes-			
Property	420,228	-	-
Non-employer pension contributions	-	-	-
Investment earnings	1,017	3	-
Gain (loss) on disposal of capital assets	-	-	-
Miscellaneous	52	-	-
Total general revenues	421,297	3	-
Change in net position	(72,345)	(87,198)	-
Net position, beginning , as restated	1,172,665	87,198	-
Net position, ending	\$ 1,100,320	\$ -	\$ -

<u>City Court of Lafayette</u>	<u>Lafayette Parish Waterworks District North</u>	<u>Lafayette Parish Waterworks District South</u>	<u>Lafayette Parish Bayou Vermilion District</u>	<u>Lafayette Parish Communication District</u>	<u>Total</u>
<u>\$ 2,807,398</u>	<u>\$ 3,629,107</u>	<u>\$ 1,681,940</u>	<u>\$ 2,734,859</u>	<u>\$ 3,634,090</u>	<u>\$ 15,654,354</u>
743,133	3,790,771	1,893,521	1,101,999	3,273,958	10,803,382
2,203,891	-	-	48,194	430,961	3,269,163
-	-	-	-	34,061	34,061
<u>2,947,024</u>	<u>3,790,771</u>	<u>1,893,521</u>	<u>1,150,193</u>	<u>3,738,980</u>	<u>14,106,606</u>
<u>139,626</u>	<u>161,664</u>	<u>211,581</u>	<u>(1,584,666)</u>	<u>104,890</u>	<u>(1,547,748)</u>
-	-	-	1,582,639	-	2,002,867
-	-	-	-	15,828	15,828
2,679	7,772	5,184	10,386	20,367	47,408
(5,708)	-	-	-	-	(5,708)
<u>6,180</u>	<u>1,206</u>	<u>61,843</u>	<u>37,315</u>	<u>2,225</u>	<u>108,821</u>
<u>3,151</u>	<u>8,978</u>	<u>67,027</u>	<u>1,630,340</u>	<u>38,420</u>	<u>2,169,216</u>
142,777	170,642	278,608	45,674	143,310	621,468
<u>6,249,663</u>	<u>5,966,074</u>	<u>5,826,405</u>	<u>3,816,156</u>	<u>16,822,515</u>	<u>39,940,676</u>
<u>\$ 6,392,440</u>	<u>\$ 6,136,716</u>	<u>\$ 6,105,013</u>	<u>\$ 3,861,830</u>	<u>\$ 16,965,825</u>	<u>\$ 40,562,144</u>




Lafayette
CONSOLIDATED GOVERNMENT

LAFAYETTE CITY-PARISH CONSOLIDATED GOVERNMENT
Lafayette, Louisiana

Statement of Revenues, Expenses, and Changes in
Fund Net Position
Utilities System Fund
For the Year Ended October 31, 2015

	Electric	Water	Sewer	Total
Operating revenues:				
General customers	\$ 85,487,450	\$ 12,584,711	\$ 27,014,892	\$ 125,087,053
Municipality	923,255	138,424	185,668	1,247,347
Sales to other public utilities	179,301	-	-	179,301
Other sales to public authorities	4,817,122	4,837,305	1,080,667	10,735,094
Interdepartmental sales	1,398,854	53,426	23,530	1,475,810
Fuel clause adjustment	84,910,901	-	-	84,910,901
Miscellaneous	4,004,755	521,636	486,408	5,012,799
Total operating revenues	181,721,638	18,135,502	28,791,165	228,648,305
Operating expenses:				
Production and collection	96,908,472	5,153,344	4,089,018	106,150,834
Distributions and treatment	19,305,470	2,297,315	6,689,775	28,292,560
Customers' accounting and collecting	2,727,158	1,158,988	1,208,820	5,094,966
Sales promotion expenses	17,745	-	-	17,745
Administrative and general	11,082,741	4,474,374	5,559,624	21,116,739
Transfers to City in lieu of taxes	17,028,237	2,204,783	3,614,474	22,847,494
Amortization of utilities plant acquisition adjustments	1,406,190	-	-	1,406,190
Depreciation	13,930,234	4,052,071	4,899,075	22,881,380
Total operating expenses	162,406,247	19,340,875	26,060,786	207,807,908
Operating income (loss)	\$ 19,315,391	\$ (1,205,373)	\$ 2,730,379	20,840,397
Nonoperating revenues (expenses):				
Investment earnings				1,517,837
Interest expense				(10,626,539)
Amortization of debt premiums and loss on refundings, net				1,758,920
Loss on disposal of assets				(313,714)
Federal grant revenue				932,987
Non-employer pension contributions				524,936
Other, net				91,428
Total nonoperating revenues (expenses)				(6,114,145)
Change in net position				14,726,252
Net position, beginning, as restated				482,229,051
Net position, ending				\$ 496,955,303



Lafayette
CONSOLIDATED GOVERNMENT

**Statistical Section
(Unaudited)**

LAFAYETTE CITY-PARISH CONSOLIDATED GOVERNMENT
LAFAYETTE, LOUISIANA

STATISTICAL SECTION INDEX
(Unaudited)

This part of Lafayette Consolidated Government's Comprehensive Annual Financial Report presents detailed information as a context for understanding what the information in the Financial Statements, Note Disclosures, Required Supplementary Information, and Other Supplementary Information says about the City-Parish's overall financial health.

<u>Contents</u>	<u>Pages</u>	<u>Tables</u>
Financial Trends		
These schedules contain trend information to help the reader understand how the City-Parish's financial performance and well-being has changed over time.	206-219	1-6
Revenue Capacity		
These schedules contain information to help the reader assess the City-Parish's most significant local revenue sources, the sales tax, as well as the property tax.	220-231	7-14
Debt Capacity		
These schedules contain information to help the reader assess the affordability of the City-Parish's current levels of outstanding debt and the City-Parish's ability to issue additional debt in the future.	232-240	15-22
Demographic and Economic Information		
These schedules offer demographic and economic indicators to help the reader understand the environment within which Lafayette Consolidated Government's financial activities take place.	241-242	23-24
Operating Information		
These schedules contain service and infrastructure data to help the reader understand how the information in the City-Parish's financial report relates to the services that the City-Parish provides and the activities it performs.	243-248	25-28

Sources: Unless otherwise noted, the information in these tables is derived from the annual financial reports for fiscal years 2005-2012 and the Comprehensive Annual Financial Reports for fiscal years 2013-2015.

LAFAYETTE CITY-PARISH CONSOLIDATED GOVERNMENT
LAFAYETTE, LOUISIANA

GENERAL GOVERNMENTAL REVENUES BY SOURCE (1)
LAST TEN FISCAL YEARS
(Unaudited)

	Fiscal Year Ended October 31,			
	2015	2014	2013	2012
Revenues:				
Taxes (2)	\$ 171,645,002	\$ 164,122,324	\$ 159,993,804	\$ 152,061,530
Licenses and Permits	5,762,440	6,360,360	5,208,865	5,037,516
Intergovernmental	20,668,267	20,466,818	22,353,091	20,567,305
Charges for Services	16,827,710	17,646,804	15,566,964	15,134,266
Fines and Forfeitures	4,429,926	4,607,150	4,225,000	4,069,732
In Lieu of Taxes	22,847,494	22,073,834	22,131,617	21,596,096
Miscellaneous (3)	2,096,533	1,811,911	2,826,792	3,227,829
Total Revenues	<u>\$ 244,277,372</u>	<u>\$ 237,089,201</u>	<u>\$ 232,306,133</u>	<u>\$ 221,694,274</u>

Notes:

- (1) Includes General, Special Revenue and Debt Service Funds.
- (2) Includes General, Sales Tax Capital Improvements, Special Revenue and Debt Service Funds.
- (3) Includes Investment Income and Other Miscellaneous Revenues.

Table 1

Fiscal Year Ended October 31,					
2011	2010	2009	2008	2007	2006
\$ 145,029,781	\$ 140,632,945	\$ 138,300,217	\$ 129,461,636	\$ 123,297,759	\$ 118,900,030
4,725,364	4,808,467	4,875,340	4,769,836	5,660,704	4,581,615
24,771,364	17,244,297	19,299,081	17,659,906	12,585,676	17,565,873
15,571,006	12,663,361	13,292,700	12,918,002	12,185,706	12,102,789
4,573,296	4,764,127	4,865,015	3,287,729	1,929,493	2,006,482
19,199,649	19,462,860	18,660,233	18,799,006	18,890,738	16,687,779
2,865,117	3,023,334	5,238,034	8,186,087	8,344,933	7,838,142
<u>\$ 216,735,577</u>	<u>\$ 202,599,391</u>	<u>\$ 204,530,620</u>	<u>\$ 195,082,202</u>	<u>\$ 182,895,009</u>	<u>\$ 179,682,710</u>

LAFAYETTE CITY-PARISH CONSOLIDATED GOVERNMENT
LAFAYETTE, LOUISIANA

GENERAL GOVERNMENTAL EXPENDITURES BY FUNCTION (1)
LAST TEN FISCAL YEARS
(Unaudited)

	Fiscal Year Ended October 31,			
	2015	2014	2013	2012
Expenditures				
General Government	\$ 37,833,079	\$ 37,097,084	\$ 35,360,933	\$ 33,495,602
Public Safety	67,770,631	64,709,848	61,700,331	56,544,789
Traffic and Transportation	11,279,376	11,283,421	10,971,589	10,627,070
Streets and Drainage	14,743,844	16,505,168	15,862,897	17,997,887
Urban Redevelopment and Housing	1,540,596	1,720,210	5,349,600	3,809,902
Culture and Recreation	23,418,271	21,460,252	21,188,020	20,321,058
Economic Opportunity	1,650,728	1,571,750	1,806,432	1,806,957
Debt Service	39,373,191	40,828,766	40,468,921	37,713,299
Other	10,667,348	11,232,626	10,940,221	5,286,470
Total Expenditures	<u>\$ 208,277,064</u>	<u>\$ 206,409,125</u>	<u>\$ 203,648,944</u>	<u>\$ 187,603,034</u>

Notes:

(1) All General, Special Revenue and Debt Service Fund expenditures including net of reimbursements from other funds.

Fiscal Year Ended October 31,					
2011	2010	2009	2008	2007	2006
\$ 31,694,511	\$ 29,018,232	\$ 38,245,123	\$ 33,334,883	\$ 31,508,560	\$ 29,655,982
59,944,233	55,653,459	46,284,585	45,205,231	39,351,403	37,244,444
10,398,553	8,857,766	7,873,053	5,983,062	5,575,017	5,226,526
18,465,736	15,136,144	15,041,116	18,034,041	11,391,876	10,578,504
2,864,850	1,473,497	1,426,866	1,594,824	2,615,796	2,568,622
21,505,511	18,628,421	18,275,904	16,985,863	16,146,992	15,464,671
2,016,561	2,637,179	1,320,756	1,577,660	2,042,177	4,320,043
41,429,285	38,165,523	38,158,735	42,305,707	38,036,323	38,835,619
7,662,040	5,635,017	4,573,582	3,024,098	2,385,506	6,094,181
<u>\$ 195,981,280</u>	<u>\$ 175,205,238</u>	<u>\$ 171,199,720</u>	<u>\$ 168,045,369</u>	<u>\$ 149,053,650</u>	<u>\$ 149,988,592</u>

LAFAYETTE CITY-PARISH CONSOLIDATED GOVERNMENT
LAFAYETTE, LOUISIANA

NET POSITION BY COMPONENT
LAST TEN FISCAL YEARS
(IN THOUSANDS)
(Unaudited)

	Fiscal Year Ended October 31,			
	2015	2014	2013	2012
Governmental Activities				
Net Investment in Capital Assets	\$ 323,369	\$ 311,019	\$ 300,526	\$ 301,007
Restricted	182,029	174,476	170,001	161,372
Unrestricted (deficit)	<u>(80,933)</u>	<u>(10,965)</u>	<u>(28,122)</u>	<u>(39,408)</u>
Total Governmental Activities Net Position	<u>424,465</u>	<u>474,530</u>	<u>442,405</u>	<u>422,971</u>
Business-type Activities				
Net Investment in Capital Assets	318,156	311,982	301,464	300,397
Restricted	143,872	133,086	124,301	119,518
Unrestricted	<u>57,049</u>	<u>77,913</u>	<u>74,657</u>	<u>76,563</u>
Total Business-type Activities Net Position	<u>519,077</u>	<u>522,981</u>	<u>500,422</u>	<u>496,478</u>
Primary Government				
Net Investment in Capital Assets	641,525	623,001	601,990	601,404
Restricted	325,901	307,562	294,302	280,890
Unrestricted	<u>(23,884)</u>	<u>66,948</u>	<u>46,535</u>	<u>37,155</u>
Total Primary Government Net Position	<u>\$ 943,542</u>	<u>\$ 997,511</u>	<u>\$ 942,827</u>	<u>\$ 919,449</u>

Fiscal Year Ended October 31,					
2011	2010	2009	2008	2007	2006
\$ 295,978	\$ 281,039	\$ 252,349	\$ 242,136	\$ 231,924	\$ 224,093
156,687	134,709	130,371	121,068	110,451	89,583
<u>(40,184)</u>	<u>(17,022)</u>	<u>(7,688)</u>	<u>(5,646)</u>	<u>(6,736)</u>	<u>(18,590)</u>
<u>412,481</u>	<u>398,726</u>	<u>375,032</u>	<u>357,558</u>	<u>335,639</u>	<u>295,086</u>
301,825	319,824	327,277	303,670	304,000	289,047
129,462	102,441	115,851	156,678	129,081	122,843
<u>61,562</u>	<u>66,368</u>	<u>59,517</u>	<u>44,384</u>	<u>55,190</u>	<u>55,147</u>
<u>492,849</u>	<u>488,633</u>	<u>502,645</u>	<u>504,732</u>	<u>488,271</u>	<u>467,037</u>
597,803	600,863	579,626	545,806	535,924	513,140
286,149	237,150	246,222	277,746	239,532	212,426
<u>21,378</u>	<u>49,346</u>	<u>51,829</u>	<u>38,738</u>	<u>48,454</u>	<u>36,557</u>
<u><u>\$ 905,330</u></u>	<u><u>\$ 887,359</u></u>	<u><u>\$ 877,677</u></u>	<u><u>\$ 862,290</u></u>	<u><u>\$ 823,910</u></u>	<u><u>\$ 762,123</u></u>

LAFAYETTE CITY-PARISH CONSOLIDATED GOVERNMENT
LAFAYETTE, LOUISIANA

CHANGES IN NET POSITION
LAST TEN FISCAL YEARS
(IN THOUSANDS)
(Unaudited)

Expenses	Fiscal Year Ended October 31,			
	2015	2014	2013	2012
Governmental activities -				
General government	\$ 40,052	\$ 38,819	\$ 37,185	\$ 41,906
Public safety	72,437	67,334	65,644	61,738
Traffic & transportation	13,767	13,108	13,481	13,025
Streets & drainage	21,427	21,108	21,494	23,717
Urban redevelopment & housing	1,568	1,737	5,387	3,921
Culture & recreation	26,818	23,687	24,380	23,427
Health & welfare	1,223	1,009	1,055	786
Economic opportunity	333	329	318	325
Economic development & assistance	1,916	1,682	2,012	1,972
Conservation of natural resources	-	-	-	-
Unallocated depreciation	17,685	17,269	17,004	16,577
Interest on long-term debt	17,751	18,701	19,317	21,099
Total governmental activities	<u>214,977</u>	<u>204,783</u>	<u>207,276</u>	<u>208,493</u>
Business-type activities -				
Electric	150,510	165,530	159,499	158,507
Water	18,460	17,613	16,809	17,196
Sewer	24,267	23,128	22,224	22,564
Fiber Optics	-	-	-	-
Coal-fired electric plant	49,469	57,398	59,054	52,600
Animal shelter control program	1,475	1,308	13,411	1,841
Solid waste collection services	13,882	13,493	1,453	12,653
Communications system	37,028	35,766	37,206	35,607
CNG service station	211	188	101	-
Total business-type activities	<u>295,302</u>	<u>314,424</u>	<u>309,758</u>	<u>300,968</u>
Total primary government expenses	<u>510,279</u>	<u>519,207</u>	<u>517,034</u>	<u>509,461</u>
Program Revenues				
Governmental activities -				
Charges for Services:				
General Government	12,015	13,019	9,152	9,013
Public Safety	3,133	3,196	2,951	5,396
Culture and Recreation	5,774	6,028	6,357	5,781
Other	3,096	3,394	3,611	1,292
Operating Grants and Contributions	15,202	15,719	14,610	12,363
Capital Grants and Contributions	4,957	2,852	5,903	4,183
Total governmental activities program revenues	<u>44,177</u>	<u>44,208</u>	<u>42,584</u>	<u>38,028</u>

Fiscal Year Ended October 31,					
2011	2010	2009	2008	2007	2006
\$ 36,753	\$ 36,797	\$ 47,828	\$ 38,210	\$ 32,748	\$ 28,023
64,478	60,055	50,882	53,876	40,539	40,942
13,185	10,807	9,945	7,324	6,964	7,026
23,189	21,724	24,835	22,339	14,617	14,938
2,916	1,806	1,843	1,649	2,366	2,473
24,635	23,127	21,390	19,292	17,618	17,944
699	1,817	2,388	1,781	1,796	4,803
361	288	1,361	1,591	1,872	4,244
2,171	2,815	1,405	1,376	585	420
-	-	103	94	87	82
16,043	15,073	14,432	13,427	12,002	11,793
20,595	20,403	17,942	18,188	18,457	19,337
<u>205,025</u>	<u>194,711</u>	<u>194,355</u>	<u>179,146</u>	<u>149,652</u>	<u>152,024</u>
173,441	167,585	165,974	182,389	147,873	147,136
16,522	15,366	14,395	13,758	12,506	12,128
21,360	21,441	20,309	19,940	17,642	16,278
-	-	-	-	1,478	1,946
53,329	57,590	58,142	57,596	58,643	53,987
1,452	1,431	1,164	952	895	927
12,500	11,431	12,319	9,608	9,192	8,683
33,567	20,599	10,498	9,247	461	-
-	-	-	-	-	-
<u>312,170</u>	<u>295,444</u>	<u>282,800</u>	<u>293,489</u>	<u>248,691</u>	<u>241,085</u>
<u>517,195</u>	<u>490,155</u>	<u>477,155</u>	<u>472,635</u>	<u>398,343</u>	<u>393,109</u>
9,289	8,929	9,385	9,089	8,512	4,271
4,994	5,665	6,208	4,239	2,364	2,666
6,732	4,439	5,049	5,344	5,059	5,195
1,118	603	483	349	1,370	1,745
12,217	12,484	16,881	12,812	8,842	15,320
10,180	16,390	5,270	1,132	2,299	360
<u>44,531</u>	<u>48,511</u>	<u>43,276</u>	<u>32,965</u>	<u>28,446</u>	<u>29,556</u>

LAFAYETTE CITY-PARISH CONSOLIDATED GOVERNMENT
LAFAYETTE, LOUISIANA

CHANGES IN NET POSITION (CONTINUED)
LAST TEN FISCAL YEARS
(IN THOUSANDS)
(Unaudited)

	Fiscal Year Ended October 31,			
	2015	2014	2013	2012
Business-type activities -				
Electric	182,655	201,907	189,891	181,495
Water	18,135	17,850	17,499	17,790
Sewer	28,791	28,580	28,617	29,145
Fiber Optics	-	-	-	-
Communications system	34,079	32,150	27,424	24,064
Coal-fired electric plant	51,724	58,882	60,404	58,094
Solid waste collection services	14,622	14,364	13,378	13,297
Animal shelter control program	224	406	438	468
CNG service station	285	290	160	-
Total business-type activities	<u>330,515</u>	<u>354,429</u>	<u>337,812</u>	<u>324,353</u>
Net (expense)/revenue:				
Governmental activities	(170,800)	(160,575)	(164,692)	(170,465)
Business-type activities	35,213	40,005	28,054	23,386
Total primary government net expense	<u>(135,587)</u>	<u>(120,570)</u>	<u>(136,638)</u>	<u>(147,079)</u>
General Revenues:				
Governmental activities				
Taxes-				
Property	77,986	70,488	70,556	65,981
Sales	88,896	90,231	86,055	83,038
Occupational licenses	3,002	2,977	2,930	2,759
Insurance premium	1,046	899	895	806
Franchise fees	2,858	2,911	2,498	2,398
Interest and penalties-delinquent taxes	110	103	135	109
Other	75	76	70	74
Grants and contributions not restricted to specific programs	1,950	2,052	2,320	4,026
Non-employer pension contributions	2,667	-	-	-
Investment Earnings	803	656	598	1,117
Gain (loss) on sale/disposal of capital assets	(502)	(705)	(359)	(2,285)
Miscellaneous	1,945	2,050	2,534	2,578
Transfers	22,240	20,961	20,970	20,352
Total governmental activities general revenues and transfers	<u>203,076</u>	<u>192,699</u>	<u>189,203</u>	<u>180,955</u>
Business-type activities				
Non-employer pension contributions	617	-	-	-
Investment earnings	1,606	1,416	2,002	1,324
Gain (loss) on sale/disposal of capital assets	(595)	(466)	(322)	(950)
Miscellaneous	(105)	2,566	234	221
Transfers	(22,240)	(20,961)	(20,970)	(20,352)
Total business-type activities general revenues and transfers	<u>(20,717)</u>	<u>(17,445)</u>	<u>(19,056)</u>	<u>(19,757)</u>
Total primary governmental general revenues and transfers	<u>182,359</u>	<u>175,254</u>	<u>170,147</u>	<u>161,198</u>
Change in Net Position				
Governmental activities	32,276	32,124	24,511	10,490
Business-type activities	14,496	22,560	8,998	3,629
Total primary government net expense	<u>\$ 46,772</u>	<u>\$ 54,684</u>	<u>\$ 33,509</u>	<u>\$ 14,119</u>

Table 4

Fiscal Year Ended October 31,					
2011	2010	2009	2008	2007	2006
189,954	172,477	170,605	199,290	169,696	175,666
18,673	15,607	14,406	14,558	13,394	13,133
29,631	24,434	21,553	23,140	22,172	19,928
-	-	-	-	1,867	1,744
17,011	9,415	4,061	2,198	-	-
64,048	64,654	65,840	61,875	62,412	56,790
12,201	12,017	11,548	10,058	9,179	8,982
477	574	448	347	303	312
-	-	-	-	-	-
<u>331,995</u>	<u>299,178</u>	<u>288,461</u>	<u>311,465</u>	<u>279,023</u>	<u>276,555</u>
(160,494)	(146,200)	(151,079)	(146,181)	(121,206)	(122,468)
19,825	3,734	5,661	17,976	30,332	35,470
<u>(140,669)</u>	<u>(142,466)</u>	<u>(145,418)</u>	<u>(128,205)</u>	<u>(90,874)</u>	<u>(86,998)</u>
64,322	63,627	60,647	47,645	44,332	41,026
77,874	73,765	73,533	78,489	76,274	74,808
2,736	2,599	1,908	1,955	1,869	1,822
788	610	682	667	658	611
2,437	2,602	2,362	2,524	2,357	2,142
134	130	151	161	139	148
88	89	73	72	59	34
3,724	3,977	3,909	3,975	3,808	3,519
-	-	-	-	-	-
1,483	1,697	5,842	10,973	13,564	11,256
-	-	-	1,324	677	1,621
2,089	2,282	1,856	2,303	(197)	(89)
18,075	18,528	17,579	18,021	18,209	16,077
<u>173,750</u>	<u>169,905</u>	<u>168,543</u>	<u>168,110</u>	<u>161,749</u>	<u>152,976</u>
-	-	-	-	-	-
2,292	1,845	5,194	11,873	9,101	6,121
(402)	(1,002)	(407)	4,448	-	11
575	(62)	95	186	9	(81)
<u>(18,075)</u>	<u>(18,528)</u>	<u>(17,579)</u>	<u>(18,021)</u>	<u>(18,209)</u>	<u>(16,077)</u>
<u>(15,609)</u>	<u>(17,746)</u>	<u>(12,697)</u>	<u>(1,513)</u>	<u>(9,099)</u>	<u>(10,027)</u>
<u>158,141</u>	<u>152,159</u>	<u>155,846</u>	<u>166,597</u>	<u>152,650</u>	<u>142,949</u>
13,256	23,705	17,464	21,929	40,543	30,508
4,216	(14,012)	(7,036)	16,463	21,233	25,443
<u>\$ 17,472</u>	<u>\$ 9,693</u>	<u>\$ 10,428</u>	<u>\$ 38,392</u>	<u>\$ 61,776</u>	<u>\$ 55,951</u>

LAFAYETTE CITY-PARISH CONSOLIDATED GOVERNMENT

LAFAYETTE, LOUISIANA

FUND BALANCES, GOVERNMENTAL FUNDS
LAST TEN FISCAL YEARS
(Unaudited)

	Fiscal Year Ended October 31,			
	2015	2014	2013	2012
General Fund (1)				
Pre-GASB 54 (2)				
Reserved	n/a	n/a	n/a	n/a
Designated	n/a	n/a	n/a	n/a
Unreserved, Undesignated	n/a	n/a	n/a	n/a
Post GASB 54 (3)				
Nonspendable	\$ 1,652	\$ 2,613	\$ 2,583	\$ 1,615
Committed	670,452	531,077	1,281,910	614,863
Assigned	2,774,438	1,594,458	1,158,166	5,151,181
Unassigned	39,393,496	34,267,600	26,216,323	18,576,318
Total General Fund	\$ 42,840,038	\$ 36,395,748	\$ 28,658,982	\$ 24,343,977
All Other Governmental Funds				
Pre GASB 54				
Reserved	n/a	n/a	n/a	n/a
Designated	n/a	n/a	n/a	n/a
Unreserved, Undesignated	n/a	n/a	n/a	n/a
Post GASB 54				
Nonspendable	\$ 271,167	\$ 376,192	\$ 283,208	\$ 268,863
Restricted	227,599,802	243,505,858	250,215,757	44,993,763
Committed	26,723	209,492	591,089	136,982,615
Assigned	11,291,894	3,152,108	3,165,111	67,200,449
Unassigned	-	-	-	-
Total all other governmental Funds	\$239,189,586	\$247,243,650	\$254,255,165	\$249,445,690

(1) Combined City and Parish General Funds

(2) Prior to FY2011 implementation of GASB 54, fund balances were classified as Reserved, Designated, and Unreserved/Undesignated

(3) With the implementation of GASB 54 in FY2011 fund balances are reclassified as Nonspendable, Restricted, Committed, Assigned and Unassigned

Fiscal Year Ended October 31,					
2011	2010	2009	2008	2007	2006
n/a	\$ 390,957	\$ 64,388	\$ -	\$ 72,383	\$ 301,376
n/a	21,492,196	18,029,054	20,522,390	15,862,174	13,648,567
n/a	3,945,966	12,923,949	13,428,230	17,052,538	13,588,334
\$ 4,878	n/a	n/a	n/a	n/a	n/a
598,648	n/a	n/a	n/a	n/a	n/a
7,074,623	n/a	n/a	n/a	n/a	n/a
8,217,158	n/a	n/a	n/a	n/a	n/a
<u>\$ 15,895,307</u>	<u>\$ 25,829,119</u>	<u>\$ 31,017,391</u>	<u>\$ 33,950,620</u>	<u>\$ 32,987,095</u>	<u>\$ 27,538,277</u>
n/a	\$ 84,732,235	\$ 69,511,740	\$ 76,076,474	\$ 94,776,218	\$ 93,418,911
n/a	107,076,206	118,063,862	73,007,879	74,510,716	81,639,740
n/a	38,173,461	47,750,127	29,632,438	28,206,342	21,865,865
\$ 305,416	n/a	n/a	n/a	n/a	n/a
45,285,579	n/a	n/a	n/a	n/a	n/a
154,888,184	n/a	n/a	n/a	n/a	n/a
70,768,270	n/a	n/a	n/a	n/a	n/a
-	n/a	n/a	n/a	n/a	n/a
<u>\$271,247,449</u>	<u>\$229,981,902</u>	<u>\$235,325,729</u>	<u>\$178,716,791</u>	<u>\$197,493,276</u>	<u>\$196,924,516</u>

LAFAYETTE CITY-PARISH CONSOLIDATED GOVERNMENT

LAFAYETTE, LOUISIANA

CHANGES IN FUND BALANCES OF GOVERNMENTAL FUNDS

LAST TEN FISCAL YEARS

(IN THOUSANDS)

(Unaudited)

	Fiscal Year Ended October 31,			
	2015	2014	2013	2012
Revenues				
Taxes	\$ 194,492	\$ 186,196	\$ 182,125	\$ 173,658
Licenses and permits	5,762	6,360	5,209	5,038
Intergovernmental	21,779	20,467	22,353	20,572
Charges for services	16,828	17,647	15,567	15,134
Fines and forfeits	4,430	4,607	4,225	4,070
Investments earnings	775	637	581	1,086
Miscellaneous revenues	1,945	2,053	2,537	2,582
Total revenues	<u>246,011</u>	<u>237,967</u>	<u>232,597</u>	<u>222,140</u>
Expenditures				
Current:				
General government	39,716	38,265	36,881	38,072
Public safety	69,286	65,718	62,835	57,616
Traffic and transportation	12,581	11,739	11,904	10,735
Streets and drainage	20,356	20,472	20,419	22,314
Urban redevelop and housing	1,541	1,720	5,349	3,810
Culture and recreation	24,509	21,972	22,274	21,120
Health and welfare	1,152	940	4,373	707
Economic opportunity	317	337	319	323
Economic dev and assist	1,431	1,235	1,532	1,484
Conservation of natural resources	-	-	-	-
Debt service:				
Principal retirement	22,085	22,055	20,580	18,265
Interest and fiscal charges	16,724	18,255	19,889	18,467
Debt issuance costs	564	519	270	981
Transfer to paying agents	-	-	-	-
Capital outlay	35,801	32,811	31,977	43,494
Total expenditures	<u>246,063</u>	<u>236,038</u>	<u>238,601</u>	<u>237,388</u>
Excess(deficiency) of revenues over(under) expenditures	<u>(52)</u>	<u>1,929</u>	<u>(6,004)</u>	<u>(15,248)</u>
Other financing sources (uses)				
Proceeds from issuance of debt	35,755	29,930	15,690	102,055
Premium on issuance of debt	4,727	3,192	1,263	3,459
Payment to escrow agent	(41,353)	(33,075)	-	(104,525)
Transfers in	42,498	27,842	31,272	27,809
Transfers out	(43,185)	(29,093)	(32,436)	(26,903)
Sale of capital assets	-	-	-	-
Total other financing sources (uses)	<u>(1,558)</u>	<u>(1,204)</u>	<u>15,789</u>	<u>1,895</u>
Net change in fund balances	<u>\$ (1,610)</u>	<u>\$ 725</u>	<u>\$ 9,785</u>	<u>\$ (13,353)</u>
Debt service as a percentage of non-capital expenditures	18.46%	19.83%	19.59%	18.94%

Fiscal Year Ended October 31,					
2011	2010	2009	2008	2007	2006
\$ 164,229	\$ 160,096	\$ 156,960	\$ 148,261	\$ 142,188	\$ 135,588
4,725	4,808	4,875	4,770	5,661	4,582
26,122	32,851	26,060	17,920	14,563	18,947
15,571	12,663	13,293	12,918	12,186	12,103
4,573	4,764	4,865	3,288	1,929	2,006
1,435	1,646	5,495	10,155	12,880	10,847
2,093	2,285	1,860	2,307	1,827	3,154
<u>218,749</u>	<u>219,114</u>	<u>213,408</u>	<u>199,618</u>	<u>191,234</u>	<u>187,227</u>
36,104	34,405	46,385	36,781	35,222	32,788
61,131	55,905	47,588	46,507	39,939	37,556
11,816	9,225	8,824	6,512	6,388	6,009
22,152	20,157	23,702	21,510	14,516	13,620
2,865	1,501	1,427	1,595	2,617	2,569
22,346	20,482	18,844	17,699	16,897	16,280
617	1,735	1,982	1,712	1,722	4,724
352	204	1,321	1,578	2,042	4,320
1,665	2,433	1,076	1,218	587	382
-	-	103	94	87	82
20,320	17,705	20,745	19,765	19,800	18,908
20,620	20,461	17,414	22,541	18,001	19,635
1,156	-	-	-	-	-
-	-	-	-	236	293
48,227	44,494	30,787	40,462	46,063	31,449
<u>249,371</u>	<u>228,708</u>	<u>220,198</u>	<u>217,974</u>	<u>204,118</u>	<u>188,614</u>
<u>(30,622)</u>	<u>(9,594)</u>	<u>(6,790)</u>	<u>(18,356)</u>	<u>(12,884)</u>	<u>(1,387)</u>
101,600	-	61,550	-	53,645	23,500
2,949	-	-	-	-	-
(41,945)	-	-	-	(34,195)	(23,014)
100,625	89,762	105,379	97,024	91,349	88,536
(101,754)	(90,700)	(106,465)	(97,805)	(91,973)	(89,118)
-	-	-	1,324	76	76
<u>61,476</u>	<u>(938)</u>	<u>60,465</u>	<u>543</u>	<u>18,901</u>	<u>(22)</u>
<u>\$ 30,854</u>	<u>\$ (10,532)</u>	<u>\$ 53,675</u>	<u>\$ (17,813)</u>	<u>\$ 6,017</u>	<u>\$ (1,409)</u>
20.35%	20.72%	20.15%	23.83%	23.92%	24.52%

LAFAYETTE CITY-PARISH CONSOLIDATED GOVERNMENT
LAFAYETTE, LOUISIANA

GENERAL GOVERNMENTAL TAX REVENUES BY SOURCE
LAST TEN FISCAL YEARS
(IN THOUSANDS)
(Unaudited)

	Fiscal Year Ended October 31,			
	2015	2014	2013	2012
Tax Revenues:				
Ad Valorem Taxes-				
City	\$ 24,571	\$ 24,136	\$ 23,225	\$ 19,430
Parish	53,415	46,352	47,331	46,551
Interest and Penalty	110	103	135	109
Franchise Fees	2,932	2,987	2,568	2,472
Fire Insurance Rebate	1,046	899	895	806
Parish Sales Tax	5,812	6,676	6,364	6,102
City Sales Taxes-				
1961 Sales Tax	44,695	44,213	42,305	40,815
1985 Sales Tax	37,805	37,533	36,014	34,658
TIF Districts	1,258	1,224	1,157	1,118
Total Tax Revenues	\$171,644	\$164,123	\$159,994	\$152,061

Fiscal Year Ended October 31,					
<u>2011</u>	<u>2010</u>	<u>2009</u>	<u>2008</u>	<u>2007</u>	<u>2006</u>
\$ 18,761	\$ 18,563	\$ 17,855	\$ 14,370	\$ 15,298	\$ 14,695
45,561	45,064	42,792	33,275	29,035	26,332
222	130	151	161	139	148
2,437	2,602	2,435	2,596	2,357	2,142
788	610	682	667	658	611
5,588	4,966	5,937	6,966	6,301	6,539
38,184	36,746	36,416	38,057	37,076	36,362
32,509	31,068	31,407	33,025	32,434	32,072
981	796	624	343	-	-
<u>\$145,031</u>	<u>\$ 140,545</u>	<u>\$138,299</u>	<u>\$129,460</u>	<u>\$123,298</u>	<u>\$118,901</u>

LAFAYETTE CITY-PARISH CONSOLIDATED GOVERNMENT
LAFAYETTE, LOUISIANA

ASSESSED AND ESTIMATED ACTUAL VALUE OF TAXABLE PROPERTY
(PER 1,000 of ASSESSED VALUE)
LAST TEN FISCAL YEARS
(Unaudited)

LAFAYETTE PARISH

Assessment Year	Residential Commercial Land	Residential Property	Commercial Property	Public Service
2005	\$ 181,252,490	\$524,105,319	\$ 516,152,495	\$ 64,488,850
2006	192,974,126	550,646,588	567,654,432	63,264,000
2007	206,164,889	579,485,586	619,717,715	62,782,680
2008	276,115,115	789,039,606	703,474,411	65,230,500
2009	280,285,202	822,113,500	749,585,243	65,366,660
2010	281,458,319	842,527,004	783,298,584	65,389,240
2011	285,757,222	863,409,152	776,886,861	66,165,640
2012	296,873,911	894,531,073	859,019,188	71,009,780
2013	306,613,968	927,185,878	918,824,808	76,694,460
2014	316,021,291	962,776,410	961,148,598	79,572,650

CITY OF LAFAYETTE

Assessment Year	Assessed Value	Estimated Actual Value	Ratio of Assessed to Estimated Actual Value
2005	\$ 825,433,861	N/A	N/A
2006	862,702,918	N/A	N/A
2007	902,868,405	N/A	N/A
2008	1,119,738,724	N/A	N/A
2009	1,159,581,267	N/A	N/A
2010	1,167,449,766	N/A	N/A
2011	1,218,675,373	N/A	N/A
2012	1,298,554,207	N/A	N/A
2013	1,347,375,057	N/A	N/A
2014	1,373,379,599	N/A	N/A

(1) The difference in total assessed value and total taxable value is due to a homestead exemption of \$75,000 this applies only to Lafayette Parish.

Note: The following are the assessment rates:

Land, net of homestead exemptions	10%
Residential, net of homestead exemptions	10%
All others	15%

Source: Lafayette Parish Tax Assessor-Abstract of Assessment/
Grand Recapitulation of the Assessment Roll

<u>Agriculture</u>	<u>Total Assessed Value</u>	<u>Less Exempt Property</u>	<u>Total Taxable Value</u>	<u>Estimated Actual Value</u>	<u>Total Direct Tax Rate</u>
\$ 2,587,986	\$ 1,288,587,140	\$ 295,643,875	\$ 992,943,265	\$ 9,031,412,253	98.54
2,509,305	1,377,048,451	301,960,704	1,075,087,747	9,671,383,822	98.54
2,485,637	1,470,636,507	311,232,977	1,159,403,530	10,081,193,933	98.96
2,489,091	1,836,348,723	333,918,537	1,502,430,186	12,736,135,507	98.38
2,455,171	1,919,805,776	339,485,535	1,580,320,241	13,305,595,350	98.72
2,442,892	1,975,116,039	345,680,685	1,629,435,354	13,677,849,363	98.32
2,416,669	1,994,635,544	350,895,141	1,643,740,403	13,817,045,663	98.46
2,191,128	2,123,625,080	355,651,988	1,767,973,082	14,680,985,463	96.91
2,155,106	2,231,474,220	358,487,313	1,872,986,907	15,394,428,647	96.32
2,086,390	2,321,605,339	363,430,493	1,958,174,846	16,007,243,530	98.98

LAFAYETTE CITY-PARISH CONSOLIDATED GOVERNMENT
LAFAYETTE, LOUISIANA

DIRECT AND OVERLAPPING PROPERTY TAX RATES
(PER \$1,000 OF ASSESSED VALUE)
LAST TEN FISCAL YEARS
(Unaudited)

<u>Lafayette City-Parish Consolidated Government</u>									
Fiscal Year	Total City of Lafayette Millage	<u>Lafayette Parish</u>			<u>Lafayette Parish School Board</u>			Other	Total
		Operating Millage	Debt Service Millage	Total Parish Millage	Operating Millage	Debt Service Millage	Total School Board Millage		
2006	17.81	26.12	3.50	29.62	33.56	0.52	34.08	34.84	116.35
2007	17.81	26.12	3.50	29.62	33.56	0.52	34.08	34.84	116.35
2008	17.81	26.39	3.50	29.89	33.56	0.19	33.75	35.32	116.77
2009	17.84	26.56	3.50	30.06	33.56	-	33.56	34.76	116.22
2010	17.94	26.66	3.40	30.06	33.56	-	33.56	35.10	116.66
2011	17.94	26.66	3.00	29.66	33.56	-	33.56	35.10	116.26
2012	17.94	26.66	3.00	29.66	33.56	-	33.56	35.24	116.40
2013	17.94	26.61	3.00	29.61	33.56	-	33.56	33.74	114.85
2014	17.94	24.67	3.00	27.67	33.56	-	33.56	35.09	114.26
2015	17.94	27.28	3.00	30.28	33.56	-	33.56	35.14	116.92

Source: Lafayette Parish Tax Assessor - Grand Recapitulation of the Assessment Roll.

LAFAYETTE CITY-PARISH CONSOLIDATED GOVERNMENT
LAFAYETTE, LOUISIANA

PARISH PROPERTY TAX RATES
(Per \$1,000 of Assessed Value)
LAST TEN FISCAL YEARS OF COLLECTION
(Unaudited)

	2014	2013	2012	2011	2010	2009	2008	2007	2006	2005
Parish Tax	3.05	3.05	3.05	3.05	3.05	3.05	3.05	3.05	3.05	3.05
Parish Tax (Exempted Municipalities)	1.52	1.52	1.52	1.52	1.52	1.52	1.52	1.52	1.52	1.52
Airport Maintenance	1.71	1.71	1.71	1.71	1.71	1.71	1.71	1.71	1.71	1.71
Courthouse & Jail Maintenance	2.34	2.34	2.34	2.34	2.34	2.34	2.34	2.25	2.25	2.25
Bridge and Maintenance	4.17	4.17	4.17	4.17	4.17	4.17	4.17	4.17	4.01	4.01
Health Unit	1.61	n/a	0.94	0.99	0.99	0.99	0.99	0.99	0.99	0.99
Juvenile Detention Home Maint	1.17	1.17	1.17	1.17	1.17	1.17	1.13	1.13	1.13	1.13
Drainage Maint	3.34	3.34	3.34	3.34	3.34	3.34	3.34	3.34	3.34	3.34
Teche Vermilion Fresh	1.50	1.45	1.45	1.50	1.26	1.26	1.26	1.48	1.00	1.00
Minimum Security Facility Maint	2.06	2.06	2.06	2.06	2.06	2.06	2.06	1.98	1.98	1.98
Public Improvement Bonds (B&I)	3.00	3.00	3.00	3.00	3.00	3.40	3.50	3.50	3.50	3.50
Mosquito Abatement	1.50	0.50	1.50	1.50	1.50	1.50	1.50	1.50	1.50	1.50
School Tax (Constitutional)	4.59	4.59	4.59	4.59	4.59	4.59	4.59	4.59	4.59	4.59
Special School Tax	7.27	7.27	7.27	7.27	7.27	7.27	7.27	7.27	7.27	7.27
Special School Impr Maint Op	5.00	5.00	5.00	5.00	5.00	5.00	5.00	5.00	5.00	5.00
School District #1 (B&I)	n/a	n/a	n/a	n/a	n/a	n/a	n/a	0.19	0.52	0.52
Law Enforcement District	16.79	16.79	16.79	16.79	16.79	16.79	16.79	16.79	16.79	16.79
School-1985 Operation	16.70	16.70	16.70	16.70	16.70	16.70	16.70	16.70	16.70	16.70
Assessment District	1.56	1.56	1.56	1.56	1.56	1.56	1.56	1.56	1.56	1.56
LEDA	1.82	1.82	1.82	1.92	1.92	1.92	1.58	1.92	1.92	1.92
Lafayette Parish Bayou Vermilion (B&I)	0.10	0.10	0.10	0.10	0.20	0.20	0.20	0.20	0.20	0.20
Lafayette Parish Bayou Vermilion Maint	0.75	0.75	0.71	0.75	0.75	0.75	0.75	0.75	0.75	0.75
Library	6.52	6.52	6.52	6.52	6.52	6.52	6.46	6.46	6.35	6.35
Sub-District of DDA	10.91	10.91	9.60	10.91	10.91	10.91	10.91	10.91	10.91	10.91
Total	98.98	96.32	96.91	98.46	98.32	98.72	98.38	98.96	98.54	98.54

Source: Lafayette Parish Tax Assessor - Grand Recapitulation of the Assessment Roll.

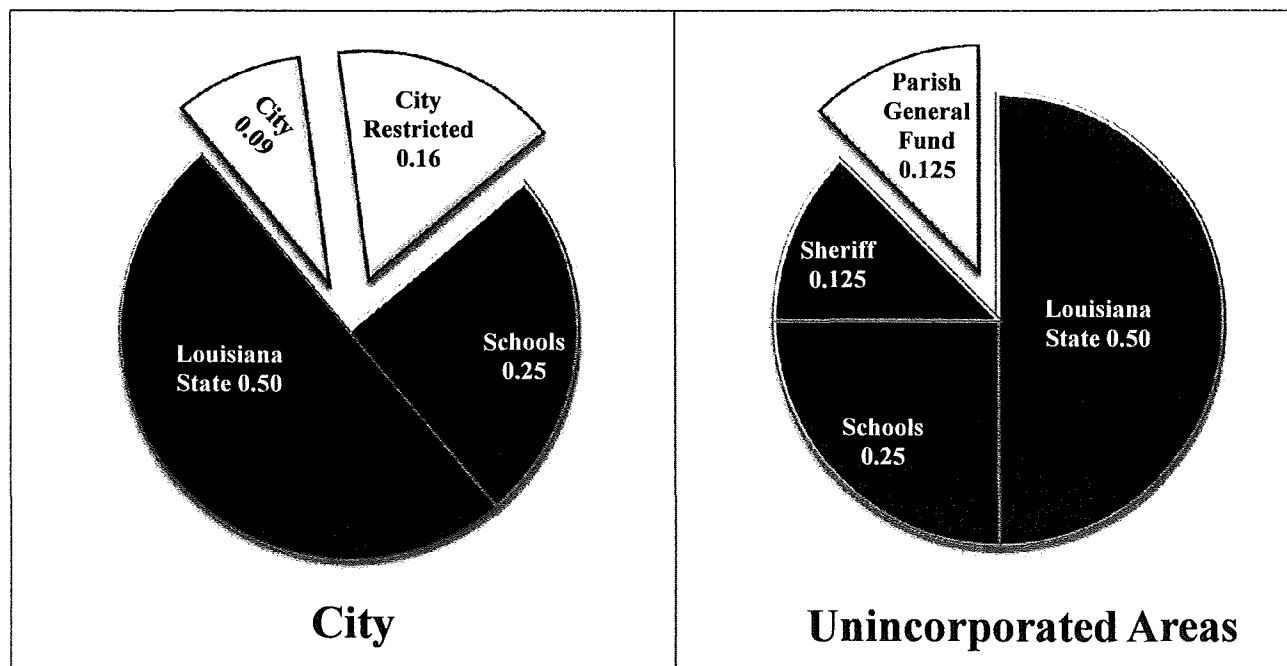
Note: Does not include taxes levied within municipal boundaries.


LAFAYETTE CITY-PARISH CONSOLIDATED GOVERNMENT
LAFAYETTE, LOUISIANA

GOVERNMENTAL FUNDS GROSS SALES TAX REVENUE
LAST TEN FISCAL YEARS
(Unaudited)

Fiscal Year	City Sales Tax 1961 1%	City Sales Tax 1985 1%	TIF Districts 1%	Parish Sales Tax 1%	Total Sales Taxes
2006	\$ 36,361,502	\$ 32,071,918	\$ -	\$ 6,538,824	\$74,972,244
2007	37,075,911	32,433,958	-	6,301,022	75,810,891
2008	38,057,298	33,025,413	343,076	6,966,245	78,392,032
2009	36,415,884	31,407,442	624,395	5,937,471	74,385,192
2010	36,745,809	31,067,606	796,286	4,965,904	73,575,605
2011	38,183,698	32,509,068	981,058	5,574,284	77,248,108
2012	40,814,786	34,659,644	1,117,970	6,101,929	82,694,329
2013	42,304,925	36,014,309	1,156,773	6,363,562	85,839,569
2014	44,212,574	37,532,841	1,224,215	6,675,866	89,645,496
2015	44,694,735	37,804,976	1,258,320	5,812,450	89,570,481

Source: Sales Tax Department





Lafayette
CONSOLIDATED GOVERNMENT

LAFAYETTE CITY-PARISH CONSOLIDATED GOVERNMENT
LAFAYETTE, LOUISIANA

PRINCIPAL PROPERTY TAXPAYERS - LAFAYETTE PARISH
CURRENT AND NINE YEARS AGO
(Unaudited)

Taxpayer	Type of Business	December 31, 2014			December 31, 2005		
		Assessed Value	Rank	Percent of Total Assessed Valuation	Assessed Value	Rank	Percent of Total Assessed Valuation
Franks Casing	Oilfield Service	\$ 33,169,036	1	1.43%	\$ --	--	--
A T & T / Bellsouth	Communications	27,628,835	2	1.19%	--	--	--
Halliburton	Oilfield Services	23,255,471	3	1.00%	7,140,290	10	0.55%
Schlumberger	Oilfield Services	20,663,868	4	0.89%	--	--	--
P H I Inc.	Oilfield Services	20,447,814	5	0.88%	7,217,000	9	0.56%
Stuller Inc.	Manufacturing	15,821,411	6	0.68%	18,652,000	2	1.45%
Iberiabank	Financial Services	14,599,336	7	0.63%	11,412,370	3	0.89%
Southwest La Electric (SLEMCO)	Utilities	14,131,390	8	0.61%	11,198,720	4	0.87%
Wal Mart / Sams	Retail Services	13,619,728	7	0.59%	10,589,780	5	0.82%
Offshore Energy	Oilfield Services	11,351,105	10	0.49%	--	--	--
Bell South and Subsidiaries	Communications	--	--	--	28,173,240	1	2.19%
Baker Hughes Oil Field	Oilfield Services	--	--	--	9,127,680	6	0.71%
Weatherford US LP, Inc.	Oilfield Services	--	--	--	7,866,290	7	0.61%
Columbia Hospitals	Medical	--	--	--	7,292,400	8	0.57%
Totals		<u>\$ 194,687,994</u>		<u>8.39%</u>	<u>\$ 118,669,770</u>		<u>9.22%</u>
Parish's total assessed value for 2014		<u>\$ 2,321,605,339</u>					
Parish's total assessed value for 2005					<u>\$ 1,288,587,140</u>		

Source: Lafayette Parish Tax Assessor

LAFAYETTE CITY-PARISH CONSOLIDATED GOVERNMENT

LAFAYETTE, LOUISIANA

PROPERTY TAX LEVIES AND COLLECTIONS

LAST TEN FISCAL YEARS

(Unaudited)

Year Ended October 31,	Total Tax Levy	Current Tax Collections	Percent of Current Taxes Collected	Delinquent Tax Collections	Total Tax Collections	Percent of Total Tax Collections to Total Tax Levy	Outstanding Delinquent Taxes (1)	Percent of Delinquent Taxes to Total Tax Levy
City of Lafayette (Dollars in thousands)-								
2006	\$ 14,701	\$ 14,632	99.53%	\$ 62	\$ 14,694	99.95%	\$ 422	2.87%
2007	15,365	15,287	99.49%	11	15,298	99.56%	489	3.18%
2008	16,080	16,017	99.61%	30	16,047	99.79%	522	3.25%
2009	19,976	19,879	99.51%	60	19,939	99.81%	563	2.82%
2010	20,803	20,703	99.52%	26	20,729	99.64%	637	3.06%
2011	20,944	20,827	99.44%	113	20,940	99.98%	641	3.06%
2012	21,841	21,728	99.48%	30	21,758	99.62%	627	2.87%
2013	23,383	23,201	99.22%	25	23,226	99.33%	697	2.98%
2014	24,172	24,074	99.59%	62	24,136	99.85%	733	3.03%
2015	24,638	24,565	99.70%	6	24,571	99.73%	800	3.25%
Lafayette Parish (Dollars in thousands)-								
2006	\$ 26,294	\$ 26,141	99.42%	\$ 86	\$ 26,227	99.75%	\$ 3,291	12.52%
2007	29,141	28,863	99.05%	79	28,942	99.32%	3,490	11.98%
2008	31,763	31,423	98.93%	32	31,455	99.03%	3,766	11.86%
2009	41,259	40,600	98.40%	39	40,639	98.50%	4,387	10.63%
2010	43,401	42,735	98.47%	105	42,840	98.71%	4,947	11.40%
2011	44,118	43,225	97.98%	93	43,318	98.19%	2,093	4.74%
2012	44,461	43,927	98.80%	230	44,157	99.32%	1,293	2.91%
2013	47,726	47,108	98.71%	79	47,187	98.87%	989	2.07%
2014	46,636	46,187	99.04%	81	46,268	99.21%	450	0.96%
2015	53,882	53,262	98.85%	65	53,327	98.97%	920	1.71%

(1) Includes unpaid taxes from prior years.

Source: Lafayette Parish Tax Assessor

LAFAYETTE CITY-PARISH CONSOLIDATED GOVERNMENT
LAFAYETTE, LOUISIANA

SUMMARY OF AD VALOREM TAX
ASSESSMENTS AND COLLECTIONS
Year Ended October 31, 2015
(Unaudited)

	<u>City of Lafayette</u>			<u>Lafayette Parish</u>		
	<u>TOTAL</u>	City General Fund *	Recreation & Parks Fund	<u>TOTAL</u>	Parish General Fund	Road & Bridge Maint.
Total assessed valuation- 2014 roll :						
Original roll	\$ 1,378,851,017			\$ 2,321,605,339		
Homestead exemption	-			(363,430,493)		
Additions to roll	2,965,263			-		
Deletions from roll	(8,436,681)			-		
Net tax roll	<u>\$ 1,373,379,599</u>			<u>\$ 1,958,174,846</u>		
Millage	17.94	16.02	1.92	30.28	4.57	4.17
Taxes levied	\$ 24,638,430	\$22,001,541	\$2,636,889	\$ 53,882,239	\$3,537,305	\$8,165,600
Collection of prior year taxes	5,790	5,166	624	65,166	4,462	17,602
	<u>24,644,220</u>	<u>22,006,707</u>	<u>2,637,513</u>	<u>53,947,405</u>	<u>3,541,767</u>	<u>8,183,202</u>
Taxes collected	<u>24,571,030</u>	<u>21,941,355</u>	<u>2,629,675</u>	<u>53,327,405</u>	<u>3,498,904</u>	<u>8,089,339</u>
Taxes receivable - 2014 roll	97,265	65,352	7,837	620,000	42,863	93,863
Prior years' rolls	727,070	637,464	89,606	-	-	-
Total taxes receivable, October 31, 2015	<u>\$ 824,335</u>	<u>\$ 702,816</u>	<u>\$ 97,443</u>	<u>\$ 620,000</u>	<u>\$ 42,863</u>	<u>\$ 93,863</u>
	<u>Mills</u>					
* General alimony tax	5.42					
Street maintenance tax	1.29					
Maintenance of public buildings	1.13					
Maintenance and operation of fire and police departments	<u>8.18</u>					
Total	<u>16.02</u>					

Source: Lafayette Parish Tax Assessor

Lafayette Parish

Parishwide Drainage Maint.	Adult Correctional Facility Maint.	Lafayette Parish Public Library	Courthouse and Jail Maint.	Juvenile Detention Home Maint.	Health Unit Maint.	Debt Service Contingency	Mosquito Control
3.34	2.06	6.52	2.34	1.17	1.61	3.00	1.50
\$ 6,540,312 8,603	\$ 4,033,848 5,367	\$ 12,767,325 16,515	\$ 4,582,140 6,115	\$ 2,291,075 3,047	\$ 3,152,676 1,314	\$ 5,874,546 -	\$ 2,937,412 2,141
<u>6,548,915</u>	<u>4,039,215</u>	<u>12,783,840</u>	<u>4,588,255</u>	<u>2,294,122</u>	<u>3,153,990</u>	<u>5,874,546</u>	<u>2,939,553</u>
<u>6,473,733</u>	<u>3,992,845</u>	<u>12,637,063</u>	<u>4,535,577</u>	<u>2,267,783</u>	<u>3,117,745</u>	<u>5,808,630</u>	<u>2,905,786</u>
75,182	46,370	146,777	52,678	26,339	36,245	65,916	33,767
<u>-</u>	<u>-</u>	<u>-</u>	<u>-</u>	<u>-</u>	<u>-</u>	<u>-</u>	<u>-</u>
<u>\$ 75,182</u>	<u>\$ 46,370</u>	<u>\$ 146,777</u>	<u>\$ 52,678</u>	<u>\$ 26,339</u>	<u>\$ 36,245</u>	<u>\$ 65,916</u>	<u>\$ 33,767</u>

LAFAYETTE CITY-PARISH CONSOLIDATED GOVERNMENT
LAFAYETTE, LOUISIANA

CALCULATION OF LEGAL GENERAL OBLIGATION DEBT MARGIN
LAST TEN FISCAL YEARS
(Unaudited)

City of Lafayette						
Fiscal Year	Gross Assessed Value	Any One Purpose	Aggregate All Purpose	Debt Outstanding	Legal Debt Margin	Total General Obligation Debt Applicable to Limitation as a Percentage of Debt Limit
2006	\$ 825,433,861	\$ 82,543,386	\$288,901,851	\$ -	\$288,901,851	0%
2007	862,702,918	86,270,292	301,946,021	-	301,946,021	0%
2008	902,868,405	90,286,841	316,003,942	-	316,003,942	0%
2009	1,119,738,724	111,973,872	391,908,553	-	391,908,553	0%
2010	1,159,581,267	115,958,127	405,853,443	-	405,853,443	0%
2011	1,167,449,766	116,744,977	408,607,418	-	408,607,418	0%
2012	1,218,675,373	121,867,537	426,536,381	-	426,536,381	0%
2013	1,298,554,207	129,855,421	454,493,972	-	454,493,972	0%
2014	1,347,375,057	134,737,506	471,581,270	-	471,581,270	0%
2015	1,373,379,599	137,337,960	480,682,860	-	480,682,860	0%

Lafayette Parish					
Fiscal Year	Gross Assessed Value	Any One Purpose	Aggregate All Purpose	Debt Outstanding	Legal Debt Margin
2005	\$1,213,764,199	\$121,376,420	no limit	\$ 53,693,000	no limit
2006	1,288,587,140	128,858,714	no limit	51,980,000	no limit
2007	1,377,048,451	137,704,845	no limit	50,265,000	no limit
2008	1,470,636,507	147,063,651	no limit	48,890,000	no limit
2009	1,836,348,723	183,634,872	no limit	47,430,000	no limit
2010	1,919,805,776	191,980,578	no limit	45,890,000	no limit
2011	1,975,116,139	197,511,614	no limit	69,475,000	no limit
2012	1,994,635,544	199,463,554	no limit	66,715,000	no limit
2013	2,123,625,080	212,362,508	no limit	64,245,000	no limit
2014	2,231,474,220	223,147,422	no limit	61,820,000	no limit
2015	2,321,605,339	232,160,534	no limit	59,080,000	no limit

Louisiana Revised Statutes limit the Parish's General Obligation bonded debt for other purposes to 10% of the assessed valuation of the taxable property for a single purpose with no limit on the number of purposes. The City may issue general obligation bonded debt in excess of 10% of the assessed valuation of the taxable property for any single purpose provided that the aggregate for all such purposes (determined at the time of issuance of the bonds) does not exceed 35% of the assessed valuation of the taxable property of the City.

LAFAYETTE CITY-PARISH CONSOLIDATED GOVERNMENT

LAFAYETTE, LOUISIANA

OUTSTANDING DEBT BY TYPE

LAST TEN FISCAL YEARS

(IN THOUSANDS)

(Unaudited)

Fiscal Year	Governmental Activities					
	City			Parish		
	Sales Tax Revenue Bonds	Taxable Refunding Bonds	Certificates of Indebtedness	General Obligation	Certificates of Indebtedness	
2006	\$ 295,110	\$ 45,660	\$ -	\$ 51,980	\$ -	
2007	296,670	44,465	-	49,115	1,150	
2008	279,520	43,225	-	47,800	1,090	
2009	323,070	41,940	-	46,405	1,025	
2010	308,245	40,600	-	44,935	955	
2011	319,395	39,200	6,000	68,595	880	
2012	305,855	41,235	5,705	66,715	-	
2013	305,400	39,575	5,400	64,245	-	
2014	286,130	37,575	5,080	61,820	-	
2015	264,565	35,500	4,750	59,080	-	

Fiscal Year	Business Type			Primary Government			
	Utilities Revenue Bonds	Communications Revenue Bonds	LPPA Revenue Bonds	Total Primary Government	Percentage of Personal Income	Per Capita	Personal Income (1)
	2006	\$ 200,189	\$ -	\$ 72,900	\$ 665,839	8.29%	\$ 3
2007	199,091	114,099	63,115	767,705	8.86%	4	8,660
2008	197,950	114,010	86,945	770,540	7.80%	4	9,874
2009	196,772	113,829	75,845	798,886	8.56%	4	9,336
2010	195,555	113,639	64,115	768,044	7.72%	3	9,950
2011	284,063	110,250	51,750	880,133	8.33%	4	10,560
2012	274,935	118,490	38,720	851,655	7.42%	4	11,477
2013	249,220	115,040	96,585	875,465	7.34%	4	11,925
2014	237,865	111,450	90,580	830,500	6.83%	4	12,161
2015	226,365	106,195	87,625	784,080	6.38%	3	12,283

(1) Source: U.S. Department of Commerce; Bureau of Economic Analysis

LAFAYETTE CITY-PARISH CONSOLIDATED GOVERNMENT

LAFAYETTE, LOUISIANA

RATIOS OF GENERAL BONDED DEBT
LAST TEN FISCAL YEARS
(Unaudited)

City of Lafayette:

Fiscal Year	(2) Population	(1) Net Assessed Value	Sales Tax Revenue Bonds	Taxable Refunding Bonds
2006	119,089	\$ 825,433,861	\$ 295,110,000	\$ 45,660,000
2007	120,835	862,702,918	296,670,000	44,465,000
2008	123,326	902,868,405	279,520,000	43,225,000
2009	124,153	1,119,738,724	323,070,000	41,940,000
2010	120,623	1,159,581,267	308,245,000	40,600,000
2011	120,623	1,167,449,766	319,395,000	39,200,000
2012	122,130	1,218,675,373	305,855,000	41,235,000
2013	126,227	1,298,554,207	305,400,000	39,575,000
2014	127,154	1,347,375,057	286,130,000	37,575,000
2015	127,154	1,373,379,599	264,565,000	35,500,000

Lafayette Parish:

Fiscal Year	(2) Population	(1) Net Assessed Value	Gross General Obligation Bonds	Certificates of Indebtedness
2006	197,268	\$ 992,943,265	\$ 51,980,000	\$ -
2007	203,462	1,075,087,747	49,115,000	1,150,000
2008	208,981	1,159,403,530	47,800,000	1,090,000
2009	211,827	1,502,430,186	46,405,000	1,025,000
2010	221,578	1,580,320,241	44,935,000	955,000
2011	221,578	1,629,435,354	68,595,000	880,000
2012	224,390	1,643,740,403	66,715,000	-
2013	229,080	1,767,973,082	64,245,000	-
2014	230,847	1,872,986,907	61,820,000	-
2015	238,586	1,958,174,846	59,080,000	-

Notes:

- (1) Assessed value is net after homestead exemption and miscellaneous adjustments.
- (2) Louisiana Department of Treasury (2015 City of Lafayette population unchanged due to official estimate not available.)

Certificates of Indebtedness	Debt Service Monies Available	Net Bonded Debt	Net Bonded Debt to Assessed Value	Net Bonded Debt per Capita
\$ -	\$ 44,847,779	\$ 295,922,221	35.85%	\$ 2,485
-	45,941,311	295,193,689	34.22%	2,443
-	43,890,599	278,854,401	30.89%	2,261
-	41,336,827	323,673,173	28.91%	2,607
-	42,308,096	306,536,904	26.44%	2,541
6,000,000	40,916,928	323,678,072	27.73%	2,683
5,705,000	41,185,974	311,609,026	25.57%	2,551
5,400,000	43,124,284	307,250,716	23.66%	2,434
5,080,000	41,881,156	286,903,844	21.29%	2,256
4,750,000	40,597,753	264,217,247	19.24%	2,078

Debt Service Monies Available	Net General Obligation Bonds	Net Bonded Debt to Assessed Value	Net Bonded Debt per Capita
\$ 787,995	\$ 51,192,005	5.16%	\$ 260
1,000,132	49,264,868	4.58%	242
1,479,768	47,410,232	4.09%	227
3,032,049	44,397,951	2.96%	210
4,530,453	41,359,547	2.62%	187
4,368,651	65,106,349	4.00%	294
3,807,789	62,907,211	3.83%	280
3,668,442	60,576,558	3.43%	264
3,826,722	57,993,278	3.10%	251
4,248,120	54,831,880	2.80%	230

LAFAYETTE CITY-PARISH CONSOLIDATED GOVERNMENT
LAFAYETTE, LOUISIANA

COMPUTATION OF DIRECT AND OVERLAPPING DEBT
October 31, 2015
(Unaudited)

Governmental Unit	Debt Outstanding	Estimated Percentage Applicable	Amount Applicable to Primary Government
Direct:			
Lafayette Parish Government	\$ 59,080,000	100%	\$ 59,080,000
City of Lafayette	304,815,000	100%	304,815,000
Total Direct:	<u>363,895,000</u>		<u>363,895,000</u>
Overlapping:			
Bayou Vermilion District	100,000	100%	100,000
Lafayette Parish School Board	82,293,904	100%	82,293,904
Total Overlapping:	<u>82,393,904</u>		<u>82,393,904</u>
Underlying:			
City of Broussard	37,559,628	4.30%	1,615,064
City of Carencro	8,831,000	3.52%	310,851
City of Scott	9,260,000	3.72%	344,472
City of Youngsville	34,953,000	4.96%	1,733,669
Total Underlying:	<u>\$ 90,603,628</u>		<u>4,004,056</u>
Total overlapping debt			86,397,960
City of Lafayette/Lafayette Parish direct debt			<u>363,895,000</u>
Total Direct and Overlapping Debt			<u><u>\$ 450,292,960</u></u>
Population			
City of Lafayette	127,154	53.29%	
City of Broussard	10,260	4.30%	
City of Carencro	8,407	3.52%	
Town of Duson	1,776	0.74%	
City of Scott	8,870	3.72%	
City of Youngsville	11,842	4.96%	
Unincorporated Parish	70,277	29.46%	
Lafayette Parish	<u><u>238,586</u></u>		

The percentage of overlapping debt applicable is estimated using population. Application percentages were estimated by determining the portion of Municipalities population within the Parish's boundaries and dividing it by the Parish's total population

LAFAYETTE CITY-PARISH CONSOLIDATED GOVERNMENT
LAFAYETTE, LOUISIANA

RATIO OF SALES TAX DEBT COVERAGE (1)
LAST TEN FISCAL YEARS
(Unaudited)

City of Lafayette:

City Sales Tax - 1961

Fiscal Year	Revenue	Less Operating Expenses	Net Available Revenue	Debt Service			Debt Coverage
				Principal	Interest	Total	
2006	\$36,361,502	\$ -	\$36,361,502	\$ 9,690,000	\$ 6,511,305	\$16,201,305	2.24
2007	37,075,911	-	37,075,911	9,735,000	6,945,553	16,680,553	2.22
2008	38,057,298	-	38,057,298	10,190,000	6,423,319	16,613,319	2.29
2009	36,415,884	-	36,415,884	5,730,000	8,265,869	13,995,869	2.60
2010	36,745,809	-	36,745,809	6,875,000	7,909,190	14,784,190	2.49
2011	38,183,698	-	38,183,698	7,010,000	8,514,310	15,524,310	2.46
2012	40,814,786	-	40,814,786	7,910,000	8,465,952	16,375,952	2.49
2013	42,304,925	-	42,304,925	8,630,000	8,637,036	17,267,036	2.45
2014	44,212,574	-	44,212,574	8,975,000	8,164,182	17,139,182	2.58
2015	44,694,735	-	44,694,735	8,960,000	7,808,954	16,768,954	2.67

City Sales Tax - 1985

Fiscal Year	Revenue	Less Operating Expenses	Net Available Revenue	Debt Service			Debt Coverage
				Principal	Interest	Total	
2006	\$32,071,918	\$ -	\$32,071,918	\$ 7,200,000	\$ 6,599,732	\$13,799,732	2.32
2007	32,433,958	-	32,433,958	7,415,000	6,543,088	13,958,088	2.32
2008	33,025,413	-	33,025,413	7,810,000	6,210,493	14,020,493	2.36
2009	31,407,442	-	31,407,442	9,095,000	7,038,477	16,133,477	1.95
2010	31,067,606	-	31,067,606	9,615,000	7,135,870	16,750,870	1.85
2011	32,509,068	-	32,509,068	7,770,000	6,442,054	14,212,054	2.29
2012	34,659,644	-	34,659,644	8,235,000	5,968,065	14,203,065	2.44
2013	36,014,309	-	36,014,309	8,525,000	5,666,953	14,191,953	2.54
2014	37,532,841	-	37,532,841	7,965,000	5,254,999	13,219,999	2.84
2015	37,804,976	-	37,804,976	7,740,000	4,894,634	12,634,634	2.99

Total City Sales Tax

Fiscal Year	Sales Tax Revenue	Less Operating Expenses	Net Available Revenue	Debt Service			Debt Coverage
				Principal	Interest	Total	
2006	\$68,433,420	\$ -	\$68,433,420	\$16,890,000	\$13,111,037	\$30,001,037	2.28
2007	69,509,869	-	69,509,869	17,150,000	13,488,641	30,638,641	2.27
2008	71,082,711	-	71,082,711	18,000,000	12,633,812	30,633,812	2.32
2009	67,823,326	-	67,823,326	14,825,000	15,304,346	30,129,346	2.25
2010	67,813,415	-	67,813,415	16,490,000	15,045,060	31,535,060	2.15
2011	70,692,766	-	70,692,766	14,780,000	14,956,364	29,736,364	2.38
2012	75,474,430	-	75,474,430	16,145,000	14,434,017	30,579,017	2.47
2013	78,319,234	-	78,319,234	17,155,000	14,303,989	31,458,989	2.49
2014	81,745,415	-	81,745,415	16,940,000	13,419,181	30,359,181	2.69
2015	82,499,711	-	82,499,711	16,700,000	12,703,588	29,403,588	2.81

Notes:

(1) This statistical table reflects the November 1 principal and interest payment for the subsequent fiscal year being paid in October of the preceding fiscal year.

LAFAYETTE CITY-PARISH CONSOLIDATED GOVERNMENT
LAFAYETTE, LOUISIANA

RATIO OF ANNUAL DEBT SERVICE EXPENDITURES FOR GENERAL BONDED DEBT
TO TOTAL GENERAL EXPENDITURES (1)
LAST TEN FISCAL YEARS
(Unaudited)

Fiscal Year	Principal	Interest	Payments To Escrow	Total Debt Service (2)	Total General Expenditures (3)	Ratio Of Debt Service To Total General Expenditures
2006	\$18,908,000	\$ 19,522,944	\$292,507	\$38,723,451	\$149,988,592	25.82%
2007	19,800,000	17,895,958	235,702	37,931,660	149,053,650	25.45%
2008	19,765,000	22,540,707	-	42,305,707	168,045,369	25.18%
2009	20,745,000	17,413,735	-	38,158,735	171,199,720	22.29%
2010	17,705,000	20,460,523	-	38,165,523	175,205,238	21.78%
2011	20,320,000	20,620,451	-	40,940,451	195,981,280	20.89%
2012	18,265,000	18,467,407	-	36,732,407	187,603,034	19.58%
2013	20,580,000	19,888,921	-	40,468,921	203,648,944	19.87%
2014	22,055,000	18,255,078	-	40,310,078	206,409,125	19.53%
2015	22,085,000	16,723,932	-	38,808,932	208,277,064	18.63%

Notes:

- (1) This statistical table reflects the November 1 principal and interest payment for the subsequent fiscal year being paid in October of the preceding fiscal year.
- (2) Total Debt Service includes general obligation, sales tax, and special assessment bonds and certificates of indebtedness.
- (3) Includes General, Special Revenue and Debt Service Funds.

LAFAYETTE CITY-PARISH CONSOLIDATED GOVERNMENT

LAFAYETTE, LOUISIANA

REVENUE BOND COVERAGE (1)
ELECTRIC, WATER AND SEWER BONDS
LAST TEN FISCAL YEARS
(Unaudited)

Fiscal Year	Operating Revenue (2)	Direct Operating Expenses (3)	Net Revenue Available For Debt Service	Debt Service Requirement			Coverage
				Principal	Interest	Total	
2006	\$215,502,720	\$ 153,561,453	\$61,941,267	\$ 840,000	\$ 9,885,435	\$10,725,435	5.8
2007	213,593,462	156,329,581	57,263,881	860,000	9,860,655	10,720,655	5.3
2008	238,964,484	184,399,355	54,565,129	890,000	9,835,285	10,725,285	5.1
2009	209,939,827	169,501,412	40,438,415	915,000	9,809,030	10,724,030	3.8
2010	214,560,614	173,002,757	41,557,857	940,000	9,782,038	10,722,038	3.9
2011	239,442,720	180,840,724	58,601,996	970,000	13,275,228	14,245,228	4.1
2012	222,007,121	166,165,173	55,841,948	1,575,000	13,736,868	15,311,868	3.6
2013	234,524,951	168,415,411	66,109,540	11,865,000	11,052,286	22,917,286	2.9
2014	248,410,288	177,466,561	70,943,727	11,355,000	11,978,915	23,333,915	3.0
2015	229,579,351	160,672,844	68,906,507	11,500,000	11,424,293	22,924,293	3.0

Source:

Fiscal Years 2010-2014 from the Consulting Engineer's Report 2015 Lafayette Communications System Revenue Refunding Bond Financing prepared by NewGen Strategies & Solutions, LLC dated March 26, 2015.

Note:

- (1) This statistical table reflects the November 1 principal and interest payment for the subsequent fiscal year being paid in October of the preceding fiscal year.
- (2) Includes Interest Income before accruals and adjustments and Miscellaneous Operating Revenues. Excludes external billing revenues and water tapping fees (components of miscellaneous revenues). FY 2005-2007 includes Fiber Operating Revenues.
- (3) Excludes depreciation, amortization, and in lieu of tax payment.

LAFAYETTE CITY-PARISH CONSOLIDATED GOVERNMENT

LAFAYETTE, LOUISIANA

REVENUE BOND COVERAGE (1)
 COMMUNICATIONS SYSTEM
 LAST TEN FISCAL YEARS
 (Unaudited)

Fiscal Year	Operating Revenue (2)	Direct Operating Expenses (3)	Balance Available For Debt Service	Debt Service Requirement			Coverage
				Principal	Interest	Total	
2006	N/A	N/A	N/A	N/A	N/A	N/A	N/A
2007	\$ -	\$ 98,526	\$ (98,526)	\$ -	\$ 1,877,230	\$ 1,877,230	-0.1
2008	2,120,276	3,676,413	(1,556,137)	-	5,494,331	5,494,331	-0.3
2009	5,557,983	6,677,119	(1,119,136)	-	5,494,331	5,494,331	-0.2
2010	9,834,931	10,332,371	(497,440)	-	5,494,331	5,494,331	-0.1
2011	16,752,258	14,756,174	1,996,084	3,190,000	5,494,331	8,684,331	0.2
2012	23,372,570	15,741,515	7,631,055	3,320,000	5,366,731	8,686,731	0.9
2013	26,844,315	17,191,073	9,653,242	3,450,000	5,233,931	8,683,931	1.1
2014	31,641,423	17,591,847	14,049,576	3,590,000	5,844,060	9,434,060	1.5
2015	33,811,835	17,646,894	16,164,941	-	4,082,356	4,082,356	4.0

Source:

Fiscal Years 2010-2014 from the Consulting Engineer's Report 2015 Lafayette Communications System Revenue Refunding Bond Financing prepared by NewGen Strategies & Solutions, LLC dated March 26, 2015.

Note:

- (1) This statistical table reflects the November 1 principal and interest payment for the subsequent fiscal year being paid in October of the preceding fiscal year.
- (2) Includes Interest Income before accruals and adjustments and Miscellaneous Operating Revenues.
- (3) Excludes depreciation, amortization, in lieu of tax payment, inter-utility loan payments to LUS, and other miscellaneous expenses.

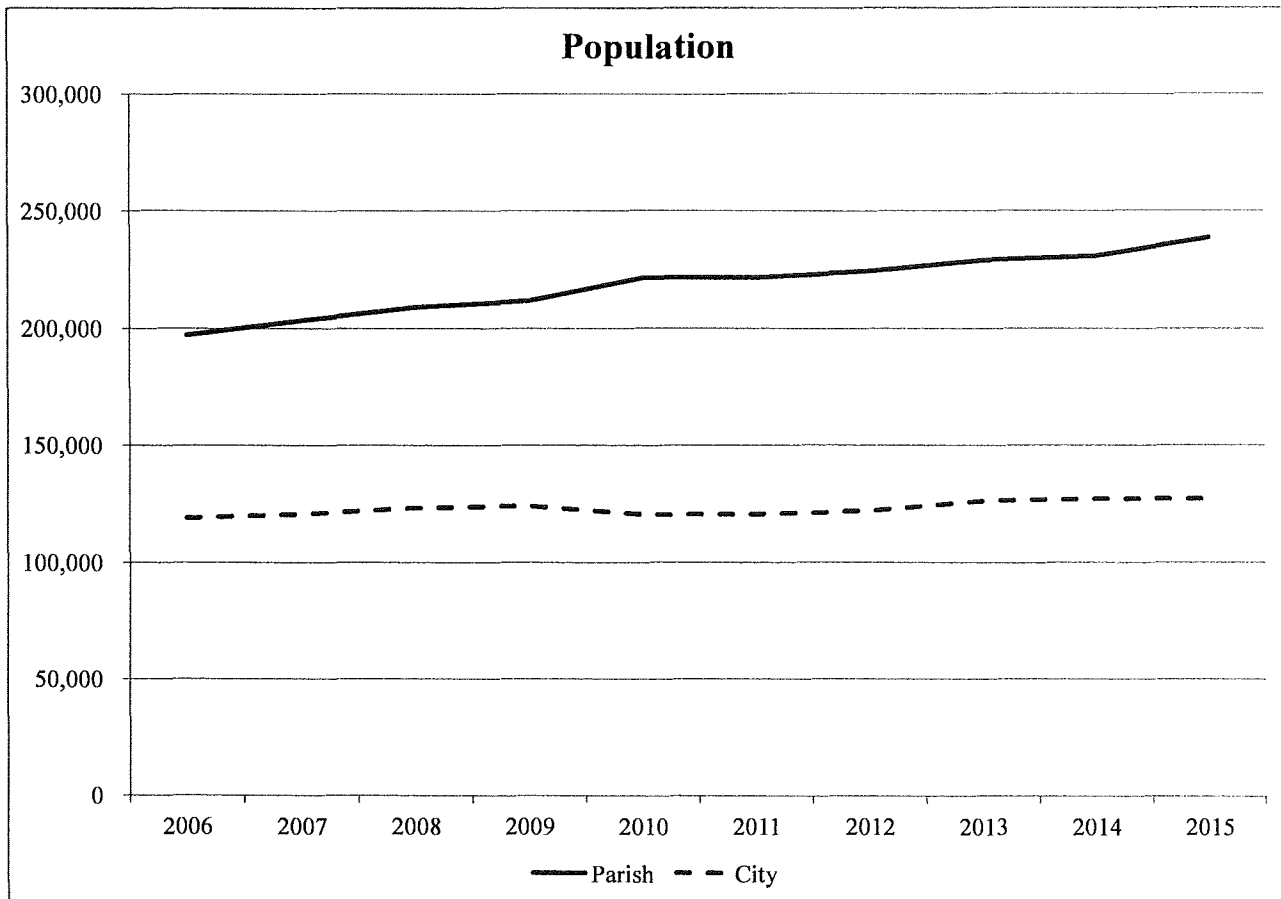
LAFAYETTE CITY-PARISH CONSOLIDATED GOVERNMENT
LAFAYETTE, LOUISIANA

DEMOGRAPHIC STATISTICS
LAST TEN FISCAL YEARS
(Unaudited)

Fiscal Year	City of Lafayette				Lafayette Parish				Public Schools (3)	
	Estimated Population (4)	Estimated Per Capita Income (1)	Estimated Median Age (2)	Estimated Unemployment Rate (1)	Estimated Population (4)	Estimated Per Capita Income (1)	Estimated Median Age (2)	Estimated Unemployment Rate (1)	Enrollment	Attendance
2006	119,089	N/A	N/A	3.5	197,268	37,648	N/A	3.4	30,948	29,249
2007	120,835	N/A	N/A	2.3	203,462	40,924	N/A	2.2	30,474	28,962
2008	123,326	39,260	N/A	3.7	208,981	42,172	N/A	3.5	29,880	28,260
2009	124,153	40,678	N/A	5.5	211,827	41,236	N/A	5.8	30,164	30,164
2010	120,623	40,190	N/A	5.6	221,578	43,062	N/A	6.2	30,218	28,375
2011	120,623	N/A	N/A	4.5	221,578	43,680	N/A	4.6	30,451	28,928
2012	122,130	N/A	34.5	3.7	224,390	N/A	34.1	3.5	32,834	31,192
2013	126,227	N/A	34.5	3.3	229,080	47,060	34.1	3.2	30,583	29,084
2014	127,154	N/A	35.3	4.4	230,847	50,546	34.4	4.2	30,056	28,493
2015	127,154	N/A	35.4	5.7	238,586	51,608	34.6	5.6	29,986	28,377

NOTES:

- (1) Louisiana Department of Labor
- (2) Lafayette Economic Development Authority
- (3) Louisiana Department of Education
- (4) Louisiana Department of Treasury (2015 City of Lafayette estimate is unchanged due to the official estimate not available.)



LAFAYETTE CITY-PARISH CONSOLIDATED GOVERNMENT
LAFAYETTE, LOUISIANA

PRINCIPAL EMPLOYERS
CURRENT AND NINE YEARS AGO
(Unaudited)

Employer	2015			2006		
	Employees	Rank	% of Total Employment	Employees	Rank	% of Total Employment
Lafayette Parish School System	4,586	1	3.24%	4,500	1	3.47%
Lafayette General Health	4,026	2	2.84%	1,700	7	1.31%
Wood Group Production Services	2,990	3	2.11%	-	-	-
Lafayette Consolidated Government	2,500	4	1.76%	-	-	-
University of Louisiana-Lafayette	2,006	5	1.42%	1,875	6	1.45%
WHC Inc.	1,700	6	1.20%	-	-	-
Wal-Mart Stores Inc.	1,642	7	1.16%	1,686	9	1.30%
Our Lady of Lourdes Reg Med Center	1,533	8	1.08%	1,900	5	1.46%
Schlumberger	1,244	9	0.88%	-	-	-
Stuller Inc.	1,210	10	0.85%	1,650	10	1.27%
The Ace Group	-	-	-	2,900	2	2.24%
Halliburton Energy Services	-	-	-	2,200	3	1.70%
Acadian Ambulance	-	-	-	1,945	4	1.50%
Cingular Wireless	-	-	-	1,700	8	1.31%

Source: Lafayette Economic Development Authority

LAFAYETTE CITY-PARISH CONSOLIDATED GOVERNMENT
LAFAYETTE, LOUISIANA

SPECIAL ASSESSMENT BILLINGS AND COLLECTIONS
LAST TEN FISCAL YEARS
(Unaudited)

Fiscal Year	Special Assessment Billings (1)	Special Assessments Earned
2006	\$ -	\$ -
2007	-	-
2008	1,099,098	213,768
2009	-	175,349
2010	202,220	191,046
2011	-	249,998
2012	-	105,111
2013	-	82,453
2014	-	79,901
2015	-	49,339

Note:

(1) Includes assessments due currently and deferred

LAFAYETTE CITY-PARISH CONSOLIDATED GOVERNMENT
LAFAYETTE, LOUISIANA

BUDGETED POSITION EMPLOYEES
BY FUND/DEPARTMENT
LAST TEN FISCAL YEARS
(Unaudited)

	Fiscal Year Ended October 31,			
	2015	2014	2013	2012
City General Fund Positions				
Office of Finance & Management	64	66	68	70
Elected Officials	107	107	105	108
Information Services and Technology	41	41	41	44
Police Department	317	316	316	332
Fire Department	219	263	246	255
Public Works	38	39	182	214
Planning, Zoning, and Development	12	2	2	8
Community Development Department	9	9	9	12
Municipal Civil Service	6	6	6	6
Police and Fire Civil Service	1	1	1	1
Total City General Fund Positions	814	850	976	1,050
Parish General Fund Positions				
Justice of the Peace & Constables	18	18	18	18
District Attorney	20	20	20	20
District Court-Judges	13	13	13	13
Registrar of Voters	7	7	7	7
Program Administration	3	3	3	3
Total Parish General Fund Positions	61	61	61	61
Special and Other Fund Positions (Including Grants)				
Animal Control	16	16	16	18
Juvenile Detention	25	25	25	24
Coroner	5	5	4	4
District Court-Judges	9	9	9	9
District Attorney	46	49	48	47
District Attorney-Criminal Non-support	13	14	14	14
Parks and Recreation	116	116	116	118
Community Development Department	30	30	30	34
Public Works	301	300	158	161
Planning, Zoning, and Development	47	47	48	49
Utilities Department	467	470	472	465
Communications System	64	61	55	62
Group Insurance	5	4	5	5
Printing	3	4	4	4
Health Unit	10	10	3	3
Library	137	136	112	112
Grants	103	58	81	76
Total Special and Other Fund Positions	1,397	1,354	1,200	1,205
Total All Funds	2,272	2,265	2,237	2,316

Source: Budget Management

*Information is unavailable.

Fiscal Year Ended October 31,

<u>2011*</u>	<u>2010*</u>	<u>2009*</u>	<u>2008*</u>	<u>2007*</u>	<u>2006*</u>
Not Available	Not Available	Not Available	Not Available	Not Available	Not Available
<u>2,316</u>	<u>2,329</u>	<u>2,317</u>	<u>2,275</u>	<u>2,206</u>	<u>2,182</u>

LAFAYETTE CITY-PARISH CONSOLIDATED GOVERNMENT

LAFAYETTE, LOUISIANA

OPERATING INDICATORS BY FUNCTION

LAST TEN FISCAL YEARS

(Unaudited)

	Fiscal Year Ended October 31,			
	2015	2014	2013	2012
General Government:				
Number of Commercial Construction Permits	60	61	63	53
Value of Commercial Construction Permits (1)	110,424	159,197	64,639	167,339
Number of Residential Construction Permits	1,077	992	784	745
Value of Residential Construction Permits (1)	145,517	242,310	196,603	61,181
Public Safety:				
Number of Police Personnel and Officers	306	306	296	303
Number of Physical Arrests	10,508	10,357	14,460	5,675
Number of Traffic Violations	23,531	21,030	23,078	29,923
Number of Parking Violations	9,771	7,916	13,226	11,057
Number of Fire Personnel and Officers	284	273	299	266
Number of Calls Answered (Fire Department)	8,135	8,174	7,734	7,849
Number of Fire Inspections Conducted	2,708	2,958	1,238	2,124
Library:				
Items Checked Out	1,771,388	1,784,778	1,863,903	1,843,565
Number of Reference Inquiries	123,288	118,866	111,081	96,588
Computer Uses	388,062	362,124	368,293	390,100
Visits to a Library	860,767	846,108	848,028	866,430
Electric System:				
Number of Meters in Service	65,846	65,262	65,017	64,425
Daily Average Consumption in Kilowatt Hours	5,617,628	5,762,041	5,676,208	5,785,279
Maximum Capacity of Plants in Kilowatts	485,000	485,000	485,000	485,000
Sewerage System:				
Number of Service Connections	43,949	43,068	42,476	41,928
Daily Average Treatment in Gallons	16,500,000	15,010,000	14,950,000	14,270,000
Maximum Daily Capacity of Treatment Plant in Gallons	18,500,000	18,500,000	18,500,000	18,500,000
Water System:				
Number of Service Connections	55,554	55,066	54,405	53,571
Daily Average Consumption in Gallons	22,900,000	22,000,000	22,000,000	23,000,000
Maximum Daily Capacity of Plant in Gallons	50,900,000	51,000,000	50,000,000	50,000,000

Notes:

(1) Reported In Thousands

Sources: Various LCG Departments

Fiscal Year Ended October 31,					
2011	2010	2009	2008	2007	2006
57	49	64	104	113	100
31,984	67,102	168,312	95,550	136,137	88,519
708	8,565	741	776	1,128	1,077
83,820	133,416	89,723	104,270	161,622	145,517
315	319	316	267	282	620
13,948	12,953	13,289	10,312	11,431	12,009
32,084	28,510	26,857	19,205	22,459	25,201
11,873	12,146	12,657	11,594	16,803	15,894
255	255	257	257	257	256
8,210	7,028	9,974	7,458	7,339	7,458
2,676	3,735	3,347	7,464	6,619	5,299
1,893,664	1,923,999	1,718,701	1,389,645	1,285,695	1,237,137
112,458	124,815	111,058	84,675	78,953	71,981
406,601	429,485	411,181	340,459	258,268	183,340
884,708	919,752	853,449	960,365	899,901	852,663
63,882	62,746	62,403	61,752	60,018	58,722
5,955,701	5,941,841	5,846,665	5,607,199	5,254,500	5,242,100
485,000	465,000	502,000	502,000	502,000	302,000
41,522	41,185	41,252	41,042	40,353	39,815
15,600,000	15,300,000	15,830,000	15,180,000	15,720,000	14,700,000
18,500,000	18,500,000	18,500,000	18,500,000	18,500,000	18,500,000
52,749	51,584	51,529	51,369	50,293	50,161
23,000,000	23,000,000	21,700,000	21,700,000	21,650,000	22,220,000
50,000,000	48,000,000	46,500,000	47,500,000	47,500,000	47,500,000

LAFAYETTE CITY-PARISH CONSOLIDATED GOVERNMENT
LAFAYETTE, LOUISIANA

CAPITAL ASSET STATISTICS BY FUNCTION
LAST TEN FISCAL YEARS
(Unaudited)

	Fiscal Year Ended October 31,									
	2015	2014	2013	2012	2011	2010	2009	2008	2007	2006
General Government:										
Number of Buildings	626	596	580	570	547	N/A	N/A	N/A	N/A	N/A
Public Safety:										
Number of Police Stations	3	3	2	2	2	1	2	2	1	1
Number of Patrol Units	222	207	193	215	239	199	208	193	228	248
Number of Fire Stations	13	13	13	13	13	13	13	13	13	13
Number of Volunteer Fire Departments	7	7	7	7	7	7	7	7	7	7
Public Works:										
Miles of Streets	1,324	1,026	1,028	1,028	1,028	1,026	1,026	1,026	1,026	1,026
Miles of Drainage Coulees	950	944	850	850	850	850	850	850	850	850
Number of Bridges	392	392	392	388	324	324	325	325	286	284
Number of Street Lights	16,860	16,948	16,918	16,787	16,701	16,622	16,577	16,386	15,837	15,715
Parks and Recreation:										
Number of Community Centers	10	10	10	10	10	10	10	10	10	10
Number of Parks	35	35	35	35	36	36	36	36	36	36
Acres of Parks	1,292	1,292	1,292	1,292	1,300	1,300	1,300	1,300	1,300	1,300
Number of Golf Courses	3	3	3	3	3	3	3	3	3	3
Number of Swimming Pools	4	4	4	4	4	4	4	4	4	4
Number of Tennis Courts	55	55	55	55	55	55	55	56	55	56
Number of Ball Fields	120	120	120	120	102	102	102	102	102	102
Library:										
Number of Locations	9	10	10	10	10	10	10	10	10	10
Electric System:										
Miles of Transmission Lines	45	45	45	45	43	43	43	43	43	42
Miles of Distribution Lines	976	964	954	937	933	968	922	912	891	865
Sewerage System:										
Miles of Sanitary Sewers	649	637	621	571	564	563	563	561	556	546
Number of Treatment Plants	4	4	4	4	4	4	4	4	4	4
Water System:										
Miles of Water Mains	889	905	899	888	885	872	872	866	1,030	1,007
Number of Fire Hydrants	6,314	6,263	6,189	6,107	6,066	5,956	5,956	5,921	6,013	5,911

Sources: Various LCG Departments

Single Audit Section

KOLDER, CHAMPAGNE, SLAVEN & COMPANY, LLC

CERTIFIED PUBLIC ACCOUNTANTS

OFFICES

C. Burton Kolder, CPA*
Russell F. Champagne, CPA*
Victor R. Slaven, CPA*
Gerald A. Thibodeaux, Jr., CPA*
Robert S. Carter, CPA*
Arthur R. Mixon, CPA*
Brad E. Kolder, CPA, JD*
Stephen J. Anderson, CPA*
Penny Angelle Scruggins, CPA
Christine C. Doucet, CPA
Wanda F. Arcement, CPA, CVA
Bryan K. Joubert, CPA
Matthew E. Margaglio, CPA

Casey L. Ardoin, CPA
Albert R. Leger, CPA, PFS, CSA*
Marshall W. Guidry, CPA
Stephen R. Moore, Jr., CPA, PFS, CFP®, ChFC®*
James R. Roy, CPA
Robert J. Metz, CPA
Alan M. Taylor, CPA
Kelly M. Doucet, CPA
Mandy B. Self, CPA
Paul L. Delcambre, Jr., CPA
Jane R. Hebert, CPA
Deidre L. Stock, CPA
Karen V. Fontenot, CPA
Tabby A. LeMay, CPA

* A Professional Accounting Corporation

INDEPENDENT AUDITORS' REPORT ON INTERNAL CONTROL OVER FINANCIAL REPORTING AND ON COMPLIANCE AND OTHER MATTERS BASED ON AN AUDIT OF FINANCIAL STATEMENTS PERFORMED IN ACCORDANCE WITH *GOVERNMENT AUDITING STANDARDS*

183 South Beadle Rd.
Lafayette, LA 70508
Phone (337) 232-4141
Fax (337) 232-8660

450 East Main Street
New Iberia, LA 70560
Phone (337) 367-9204
Fax (337) 367-9208

113 East Bridge St.
Breaux Bridge, LA 70517
Phone (337) 332-4020
Fax (337) 332-2867

200 South Main Street
Abbeville, LA 70510
Phone (337) 893-7944
Fax (337) 893-7946

1234 David Dr. Ste 203
Morgan City, LA 70380
Phone (985) 384-2020
Fax (985) 384-3020

1013 Main Street
Franklin, LA 70538
Phone (337) 828-0272
Fax (337) 828-0290

434 East Main Street
Ville Platte, LA 70586
Phone (337) 363-2792
Fax (337) 363-3049

133 East Waddil St.
Marksville, LA 71351
Phone (318) 253-9252
Fax (318) 253-8681

332 West Sixth Avenue
Oberlin, LA 70655
Phone (337) 639-4737
Fax (337) 639-4568

1428 Metro Drive
Alexandria, LA 71301
Phone (318) 442-4421
Fax (318) 442-9833

WEB SITE
WWW.KCSRCPAS.COM

Retired:
Conrad O. Chapman, CPA* 2006

To the Lafayette City-Parish
Council of Lafayette, Louisiana

We have audited, in accordance with the auditing standards generally accepted in the United States of America and the standards applicable to financial audits contained in *Government Auditing Standards* issued by the Comptroller General of the United States, the financial statements of the governmental activities, the business-type activities, the aggregate discretely presented component units, each major fund, and the aggregate remaining fund information of Lafayette City-Parish Consolidated Government, (the Government) as of and for the year ended October 31, 2015, and the related notes to the financial statements, which collectively comprise the Government's basic financial statements and have issued our report thereon dated April 15, 2016.

Internal Control Over Financial Reporting

In planning and performing our audit, we considered the Government's internal control over financial reporting (internal control) to determine the audit procedures that are appropriate in the circumstances for the purpose of expressing our opinions on the financial statements, but not for the purpose of expressing an opinion on the effectiveness of the Government's internal control. Accordingly, we do not express an opinion on the effectiveness of the Government's internal control.

Our consideration of internal control was for the limited purpose described in the preceding paragraph and was not designed to identify all deficiencies in internal control that might be material weaknesses or significant deficiencies and therefore, material weaknesses or significant deficiencies may exist that were not identified. However, as described in the accompanying summary schedule of current and prior year audit findings and management's corrective action plan, we identified a certain deficiencies in internal control that we considered to be material weaknesses and significant deficiencies.

A *deficiency in internal control* exists when the design or operation of a control does not allow management or employees, in the normal course of performing their assigned functions, to prevent, or detect and correct, misstatements on a timely basis. A *material weakness* is a deficiency, or a combination of deficiencies, in internal control such that there is a reasonable possibility that a material misstatement of the entity's financial statements will not be prevented, or detected and corrected on a timely basis. A *significant deficiency* is a deficiency, or a combination of deficiencies, in internal control that is less severe than a material weakness, yet important enough to merit attention by those charged with governance. We consider the deficiencies described in the accompanying summary schedule of current and prior year audit findings and management's correction action plan as items 2015-002 through 2015-004 to be significant deficiencies.

Compliance and Other Matters

As part of obtaining reasonable assurance about whether the Government's financial statements are free of material misstatement, we performed tests of its compliance with certain provisions of laws, regulations, contracts, and grant agreements, noncompliance with which could have a direct and material effect on the determination of financial statement amounts. However, providing an opinion on compliance with those provisions was not an objective of our audit, and accordingly, we do not express such an opinion. The results of our tests disclosed an instance of noncompliance or other matters that are required to be reported under *Government Auditing Standards* and which are described in the accompany summary schedule of current and prior year audit findings and management's corrective action plan as item 2015-001.

We noted certain matters that we reported to management of the Government in a separate letter dated April 15, 2016.

The Government's Responses to Findings

The Government's responses to the findings identified in our audit are described in the accompanying summary schedule of current and prior year audit findings and management's corrective action plan. We did not audit the Government's response and, accordingly, we express no opinion on it.

Purpose of this Report

The purpose of this report is solely to describe the scope of our testing of internal control and compliance and the results of that testing, and not to provide an opinion on the effectiveness of the entity's internal control or on compliance. This report is an integral part of an audit performed in accordance with *Government Auditing Standards* in considering the entity's internal control and compliance. Accordingly, this communication is not suitable for any other purpose. However, this report is a matter of public record and its distribution is not limited.

Kolder, Champagne, Slaven & Company, LLC
Certified Public Accountants

Lafayette, Louisiana
April 15, 2016

KOLDER, CHAMPAGNE, SLAVEN & COMPANY, LLC

CERTIFIED PUBLIC ACCOUNTANTS

OFFICES

C. Burton Kolder, CPA*
Russell F. Champagne, CPA*
Victor R. Slaven, CPA*
Gerald A. Thibodeaux, Jr., CPA*
Robert S. Carter, CPA*
Arthur R. Nixon, CPA*
Brad E. Kolder, CPA, JD*
Stephen J. Anderson, CPA*
Penny Angelle Scruggins, CPA
Christine C. Doucet, CPA
Wanda F. Arcement, CPA, CVA
Bryan K. Joubert, CPA
Matthew E. Margaglio, CPA

Casey L. Ardoin, CPA
Albert R. Leger, CPA, PFS, CSA*
Marshall W. Guidry, CPA
Stephen R. Moore, Jr., CPA, PFS, CFP®, ChFC®*
James R. Roy, CPA
Robert J. Metz, CPA
Alan M. Taylor, CPA
Kelly M. Doucet, CPA
Mandy B. Self, CPA
Paul L. Deicambre, Jr., CPA
Jane R. Hebert, CPA
Deidre L. Stock, CPA
Karen V. Fontenot, CPA
Tabby A. LeMay, CPA

* A Professional Accounting Corporation

183 South Beadle Rd.
Lafayette, LA 70508
Phone (337) 232-4141
Fax (337) 232-8660

450 East Main Street
New Iberia, LA 70560
Phone (337) 367-9204
Fax (337) 367-9208

113 East Bridge St.
Breaux Bridge, LA 70517
Phone (337) 332-4020
Fax (337) 332-2867

200 South Main Street
Abbeville, LA 70510
Phone (337) 893-7944
Fax (337) 893-7946

1234 David Dr. Ste 203
Morgan City, LA 70380
Phone (985) 384-2020
Fax (985) 384-3020

1013 Main Street
Franklin, LA 70538
Phone (337) 828-0272
Fax (337) 828-0290

434 East Main Street
Ville Platte, LA 70586
Phone (337) 363-2792
Fax (337) 363-3049

133 East Waddil St.
Marksville, LA 71351
Phone (318) 253-9252
Fax (318) 253-8681

332 West Sixth Avenue
Oberlin, LA 70655
Phone (337) 639-4737
Fax (337) 639-4568

1428 Metro Drive
Alexandria, LA 71301
Phone (318) 442-4421
Fax (318) 442-9833

WEB SITE
WWW.KCSRCPAS.COM

Retired:
Conrad O. Chapman, CPA* 2006

To the Lafayette City-Parish
Council of Lafayette, Louisiana

Report on Compliance for Each Major Federal Program

We have audited Lafayette City-Parish Consolidated Government's (the Government) compliance with the types of compliance requirements described in the *OMB Circular A-133 Compliance Supplement* that could have a direct and material effect on each of the Government's major federal programs for the year ended October 31, 2015. The Government's major federal programs are identified in the summary of auditor's results section of the accompanying schedule of findings and questioned costs.

Management's Responsibility

Management is responsible for compliance with the requirements of laws, regulations, contracts, and grants applicable to its federal programs.

Auditors' Responsibility

Our responsibility is to express an opinion on compliance for each of the Government's major federal programs based on our audit of the types of compliance requirements referred to above. We conducted our audit of compliance in accordance with auditing standards generally accepted in the United States of America; the standards applicable to financial audits contained in *Government Auditing Standards*, issued by the Comptroller General of the United States; and OMB Circular A-133, *Audits of States, Local Governments and Non-Profit Organizations*. Those standards and OMB Circular A-133 require that we plan and perform the audit to obtain reasonable assurance about whether noncompliance with the types of compliance requirements referred to above that could have a direct and material effect on a major federal program occurred. An audit includes examining, on a test basis, evidence about the Government's compliance with those requirements and performing such other procedures as we considered necessary in the circumstances.

We believe that our audit provides a reasonable basis for our opinion on compliance for each major federal program. However, our audit does not provide a legal determination of the Government's compliance.

Opinion on Each Major Federal Program

In our opinion, the Government complied, in all material respects, with the types of compliance requirements referred to above that could have a direct and material effect on each of its major federal programs for the year ended October 31, 2015.

Other Matters

The results of our auditing procedures disclosed an instance of noncompliance, which is required to be reported in accordance with OMB Circular A-133 and which is described in the accompanying schedule of findings and questioned costs as item 2015-001.

The Government's response to the noncompliance finding identified in our audit is described in the accompanying schedule of findings and questioned costs. The Government's response was not subjected to the auditing procedures applied in the audit of compliance and, accordingly, we express no opinion on the response.

Report on Internal Control over Compliance

Management of the Government is responsible for establishing and maintaining effective internal control over compliance with the types of compliance referred to above. In planning and performing our audit of compliance, we considered the Government's internal control over compliance with the types of requirements that could have a direct and material effect on each major federal program to determine the auditing procedures that are appropriate in the circumstances for the purpose of expressing an opinion on compliance for each major federal program and to test and report on internal control over compliance in accordance with OMB Circular A-133, but not for the purpose of expressing an opinion on the effectiveness of internal control over compliance. Accordingly, we do not express an opinion on the effectiveness of the Government's internal control over compliance.

A deficiency in internal control over compliance exists when the design or operation of a control over compliance does not allow management or employees, in the normal course of performing their assigned functions, to prevent, or detect and correct, noncompliance with a type of compliance requirement of a federal program on a timely basis. A *material weakness in internal control over compliance* is a deficiency, or combination of deficiencies, in internal control over compliance, such that there is a reasonable possibility that material noncompliance with a type of compliance requirement of a federal program will not be prevented, or detected and corrected, on a timely basis. A significant deficiency in internal control over compliance is a deficiency, or a combination of deficiencies, in internal control over compliance with a type of compliance requirement of a federal program that is less severe than a material weakness in internal control over compliance, yet important enough to merit the attention by those charged with governance.

Our consideration of internal control over compliance was for the limited purpose described in the first paragraph of this section and was not designed to identify all deficiencies in internal control over compliance that might be material weaknesses or significant deficiencies and therefore, material weaknesses or significant deficiencies may exist that were not identified. We did not identify any deficiencies in internal control over compliance that we consider to be material weaknesses. However, we identified a certain deficiency in internal control over compliance, as described in the accompanying summary schedule of findings and questioned costs as item 2015-002 that we consider to be a significant deficiency.

The Government's response to the internal control over compliance finding identified in our audit is described in the accompanying schedule of findings and questioned costs. The Government's response was not subjected to the auditing procedures applied in the audit of compliance and, accordingly, we express no opinion on the response.

The purpose of this report on internal control over compliance is solely to describe the scope of our testing of internal control over compliance and the results of that testing based on the requirements of OMB Circular A-133. Accordingly, this report is not suitable for any other purpose. However, this report is a matter of public record and its distribution is not limited.

Kolder, Champagne, Slaven & Company, LLC
Certified Public Accountants

Lafayette, Louisiana
April 15, 2016

LAFAYETTE CITY-PARISH CONSOLIDATED GOVERNMENT
Lafayette, Louisiana

Schedule of Expenditures of Federal Awards
For the Year Ended October 31, 2015

Federal Grantor/Pass-Through Grantor/Program Title	CFDA Number	Federal Assistance I.D. Number	Pass- Through Grantor's Number	Current Year Expenditures	Amounts Provided to Subrecipients
Direct Programs:					
U.S. Department of Transportation and Development -					
Federal Transit Formula Grants*	20.507	LA-90-X357	N/A	\$ 2,000	\$ -
Federal Transit Formula Grants*	20.507	LA-90-X382	N/A	33,396	-
Federal Transit Formula Grants*	20.507	LA-90-X341	N/A	1,362,340	-
Federal Transit Formula Grants*	20.507	LA-90-X431	N/A	524,650	-
Federal Transit Formula Grants*	20.507	LA-90-X392	N/A	205,625	-
Federal Transit Formula Grants*	20.507	LA-90-X405	N/A	214,092	-
Federal Transit Formula Grants*	20.507	LA-03-0065	N/A	338,377	-
Federal Transit Formula Grants*	20.507	LA-04-0005	N/A	7,689	-
Federal Transit Formula Grants*	20.507	LA-04-0043	N/A	32,385	-
Federal Transit Formula Grants (ARRA)*	20.507	LA-96-X004	N/A	58,192	-
				<u>2,778,746</u>	<u>-</u>
U.S. Department of Housing and Urban Development -					
HOME	14.239	M-09-MC-22-0202	N/A	109,995	109,995
HOME	14.239	M-10-MC-22-0202	N/A	126,646	126,646
HOME	14.239	M-11-MC-22-0202	N/A	131,215	131,215
HOME	14.239	M-12-MC-22-0202	N/A	23,483	23,208
HOME	14.239	M-13-MC-22-0202	N/A	84,996	9,623
HOME	14.239	M-14-MC-22-0202	N/A	279,006	122,149
HOME	14.239	M-15-MC-22-0202	N/A	4,225	-
				<u>759,566</u>	<u>522,836</u>
CDBG	14.218	B-09-MC-22-0003	N/A	144,347	144,347
CDBG	14.218	B-10-MC-22-0003	N/A	20,470	-
CDBG	14.218	B-11-MC-22-0003	N/A	16	-
CDBG	14.218	B-12-MC-22-0003	N/A	117	-
CDBG	14.218	B-13-MC-22-0003	N/A	14,671	-
CDBG	14.218	B-14-MC-22-0003	N/A	1,011,957	-
CDBG	14.218	B-15-MC-22-0003	N/A	89,437	-
				<u>1,281,015</u>	<u>144,347</u>
Housing Counseling Assistance Program	14.169	HC140841003	N/A	26,808	-
U.S. Department of Energy - Electricity Delivery and Energy Reliability (ARRA)*					
	81.122	DE-OE0000270	N/A	505,397	-
U.S. Department of Justice -					
Justice Assistance Grant Program	16.738	2013-DJ-BX-0933	N/A	51,927	-
Justice Assistance Grant Program	16.738	2014-DJ-BX-1139	N/A	52,089	-
				<u>104,016</u>	<u>-</u>
Drug Enforcement Administration	16	N/A	N/A	16,092	-

*Indicates major program

(continued)

LAFAYETTE CITY-PARISH CONSOLIDATED GOVERNMENT
Lafayette, Louisiana

Schedule of Expenditures of Federal Awards (Continued)
For the Year Ended October 31, 2015

Federal Grantor/Pass-Through Grantor/Program Title	CFDA Number	Federal Assistance I.D. Number	Pass- Through Grantor's Number	Current Year Expenditures	Amounts Provided to Subrecipients
U.S. Department of Justice (continued) -					
Fugitive Apprehension Task Force	16	N/A	N/A	1,454	-
U.S. Marshals Service	16	N/A	N/A	5,221	-
Grants to Encourage Arrest Policies and Enforcement of Protection Orders Program	16.590	2015-WE-AX-0035	N/A	4,704	
U.S. Department of Treasury -					
United States Secret Service Grant	21	N/A	N/A	1,403	-
U.S. Department of Homeland Security -					
Assistance to Firefighters Grant	97.044	EMW-2013-FO-05069	N/A	170,415	-
Staffing for Adequate Fire and Emergency Response (SAFER)	97.083	EMW-2011-FH-00058	N/A	346,955	-
Staffing for Adequate Fire and Emergency Response (SAFER)	97.083	EMW-2013-FH-00199	N/A	800,909	-
				1,147,864	-
U.S. Department of Health and Human Services -					
Drug Free Communities Support Program	93.276	1H79SP020035-001	N/A	34,956	-
Drug Free Communities Support Program	93.276	5H79SP020035-001	N/A	104,886	-
				139,842	-
Total direct programs				6,942,543	667,183
Pass-through Programs:					
U.S. Department of Housing and Urban Development -					
Louisiana Department of Social Services:					
Emergency Shelter Grant	14.231	N/A		666	-
Emergency Shelter Grant	14.231	N/A		11,497	11,497
Emergency Shelter Grant	14.231	N/A	LHA11-13-14-05	75,388	71,426
				87,551	82,923
Louisiana Department of Community Development:					
Long-Term Community Recovery Program					
Build Affordable Housing	14.228	B-06-DG-22.0001	ILTR00161	188	-
CDBG Comprehensive Resiliency	14.228	B-08-DI-22-0001	N/A	421	-
				609	-
U.S. Department of Agriculture -					
Louisiana Department of Education:					
National School Lunch Program	10.555	N/A	N/A	26,082	-

*Indicates major program

(continued)

LAFAYETTE CITY-PARISH CONSOLIDATED GOVERNMENT
Lafayette, Louisiana

Schedule of Expenditures of Federal Awards (Continued)
For the Year Ended October 31, 2015

Federal Grantor/Pass-Through Grantor/Program Title	CFDA Number	Federal Assistance I.D. Number	Pass- Through Grantor's Number	Current Year Expenditures	Amounts Provided to Subrecipients
U.S. Department of Labor -					
State Department of Labor:					
LA Workforce Commission -					
Adult Program	17.258	N/A	00/04LWIA41-1-B	128,592	-
NEG Oil Spill	17.258	N/A	00/04LWIA41-1-B	269,309	-
Youth Activities	17.259	N/A	00/04LWIA41-1-B	221,637	-
Dislocated Workers	17.260	N/A	00/04LWIA41-1-B	242,365	-
LA JET	17.260	N/A	00/04LWIA41-1-B	126,801	-
				988,704	-
Trade Adjustment Assistance	17.245	N/A	N/A	23,208	-
Employment Service/Wagner-Peyser Funded Activities	17.207	N/A	N/A	4,378	-
Federal Highway Administration -					
Louisiana Department of Transportation and Development:					
Highway Planning and Construction	20.205	N/A	H.009500	60,983	-
Highway Planning and Construction	20.205	N/A	H.007230	234,179	-
Highway Planning and Construction	20.205	PL-0011(037)	H.972035	13,715	-
Traffic Demand Management	20.205	CMAQ-5810(500)	H.004489	35,139	-
MPO Pavement Marking Grant	20.205	N/A	H.007231	2,788	-
MPO Roundabout Study	20.205	N/A	H.004490	100,064	-
MPO Traffic Modeling Grant	20.205	SPR-0010(034)	H.971331	46,000	-
Bike Pedestrian Safety Program	20.205	N/A	H.004489	126,025	-
				618,893	-
Section 402 Funds	20.600	2012-30-36	693283	167,258	-
Federal Transit Administration -					
Louisiana Department of Transportation and Development:					
Metropolitan Planning Grants	20.505	LA-80-0024	H.972104	38,481	-
Metropolitan Planning Grants	20.505	LA-80-X023	H.972035	12,860	-
				51,341	-
U.S. Department of Justice -					
Louisiana Commission of Law Enforcement:					
Justice Assistance Grant Program	16.738	N/A	B12-4-011	45,000	-
Justice Assistance Grant Program	16.738	2013-MU-BX-0036	2013-DJ-01-2145	63,105	-
				108,105	-
Violence Against Women Act	16.588	2013-WF-AX-0012	2013-WF-01-1918	25,967	-

*Indicates major program

(continued)

LAFAYETTE CITY-PARISH CONSOLIDATED GOVERNMENT
Lafayette, Louisiana

Schedule of Expenditures of Federal Awards (Continued)
For the Year Ended October 31, 2015

Federal Grantor/Pass-Through Grantor/Program Title	CFDA Number	Federal Assistance I.D. Number	Pass- Through Grantor's Number	Current Year Expenditures	Amounts Provided to Subrecipients
U.S. Department of Health and Human Services - Louisiana Workforce Commission: Strategies to Empower People	93.558	N/A	N/A	<u>9,177</u>	-
U.S. Department of Homeland Security - Governor's Office of Homeland Security and Emergency Preparedness:					
Disaster Grants*	97.036	1603-DR-LA	1603N-055-0004	91,334	91,274
Disaster Grants*	97.036	1603-DR-LA	1603-055-0001	10,875	-
Disaster Grants*	97.036	1603-DR-LA	1603N-055-0005	312,029	-
Disaster Grants*	97.036	1607-DR-LA	1607-055-0003	<u>6,205</u>	-
				<u>420,443</u>	<u>91,274</u>
Hazard Mitigation Grant	97.039	N/A	1786-055-002	<u>65,431</u>	<u>65,491</u>
Louisiana Office of State Parks:					
Recreational Trails Grant	20.219	N/A	26280-010-01	1,073	-
Recreational Trails Grant	20.219	N/A	N/A	<u>652</u>	-
				<u>1,725</u>	-
Total indirect programs				<u>2,598,872</u>	<u>239,688</u>
TOTAL FEDERAL AWARDS				<u>\$ 9,541,415</u>	<u>\$ 906,871</u>

LAFAYETTE CITY-PARISH CONSOLIDATED GOVERNMENT
Lafayette, Louisiana

Notes to the Schedule of Expenditures of Federal Awards
For the Year Ended October 31, 2015

(1) Basis of Presentation

The accompanying schedule of expenditures of federal awards includes the federal grant activity of Lafayette Consolidated Government and is presented on the modified accrual basis of accounting and the accrual basis, as appropriate, which is described in Note 1 of the Financial Statements of the Government's financial statements. The information in this schedule is presented in accordance with the requirements of OMB Circular A-133, "Audits of States, Local Governments, and Non-Profit Organizations." Therefore, some amounts presented in this schedule may differ from amounts presented in, or used in the preparation of, the basic financial statements.

(2) Relationship to Financial Statements

Federal awards revenues are reported in Lafayette City-Parish Consolidated Government's financial statements as follows:

Major proprietary fund:	
Utilities System Fund	\$ 932,987
Nonmajor governmental funds:	
Special revenue funds	<u>9,036,018</u>
Total	<u>\$ 9,969,005</u>

The amount of \$505,397 reported in the Schedule of Expenditures of Federal Awards for U.S. Department of Energy – Electricity Delivery and Energy Reliability (ARRA) does not agree with the amount reported in the Utility System Fund's financial statements. The difference of \$427,590 represents reimbursements for expenditures from previous fiscal years which were identified prior to closing the grant and were not reported in the fiscal year incurred.

LAFAYETTE CITY-PARISH CONSOLIDATED GOVERNMENT
Lafayette, Louisiana

Schedule of Findings and Questioned Costs
For the Year Ended October 31, 2015

Part I. Summary of Auditors' Results:

1. The auditors' report expresses an unmodified opinion on the financial statements of the Government.
2. Three significant deficiencies in internal control were disclosed during the audit of the financial statements. No material weaknesses are reported.
3. No instances of noncompliance material to the financial statements of the Government, which would be required to be reported in accordance with *Government Auditing Standards*, were disclosed during the audit.
4. One significant deficiency in internal control over a major federal award program disclosed during the audit. No material weaknesses are reported.
5. The auditors' report on compliance for the major federal award programs for the Government expresses an unmodified opinion on all major federal programs.
6. Audit findings that are required to be reported in accordance with Section 510(a) of OMB Circular A-133 are included in this Schedule.
7. The programs tested as major programs were: Federal Transit Formula Grants (20.507), Federal Transit Formula Grants – ARRA (20.507), Electricity Delivery and Energy Reliability - ARRA (81.122), and Disaster Grants (97.036).
8. The threshold used to distinguish between Type A and Type B programs, as described in Section 520(b) of OMB Circular A-133 was \$300,000.
9. The Government did qualify as a low-risk auditee.

Part II. Findings which are required to be reported in accordance with generally accepted Governmental Auditing Standards:

Compliance Findings –

See Compliance Finding 2015-001 on the Summary Schedule of Current and Prior Year Audit Findings and Management's Corrective Action Plan.

Internal Control Findings –

See Internal Control Findings 2015-002 through 2015-004 on the Summary Schedule of Current and Prior Year Audit Findings and Management's Corrective Action Plan.

LAFAYETTE CITY-PARISH CONSOLIDATED GOVERNMENT
Lafayette, Louisiana

Schedule of Findings and Questioned Costs (Continued)
For the Year Ended October 31, 2015

Part III. Findings and questioned costs for Federal awards which include audit findings as defined in Section 510(a) of OMB Circular A-133:

U.S. DEPARTMENT OF ENERGY:

Compliance Findings -

2015-001

Electricity Delivery and Energy Reliability - ARRA (81.122)

Criteria:

OMB Circular A-133, section 205(a) states that "determination of when a Federal award is expended should be based on when the activity related to the award occurs." Additionally, OMB Circular A-133, section 300 states that the auditee shall "(a) identify, in its accounts, all Federal awards received and expended and the Federal programs under which they were received;" "(b) Maintain internal control over Federal programs that provides reasonable assurance that the auditee is managing Federal awards in compliance with laws, regulations, and provisions of grant contracts or grant agreements that could have a material effect on each of its Federal programs;" and "(d) Prepare appropriate financial statements, including the Schedule of Expenditures of Federal Awards."

Condition:

The Government initially reported expenditures in the amount of \$958,773 for the Electricity Delivery and Energy Reliability grant on its Schedule of Expenditures of Federal Awards for the year ending October 31, 2015, of which \$427,590 were expenditures that were incurred in previous fiscal years.

Questioned Costs:

There were no questioned costs relative to this finding.

Context:

The Government did not properly identify all federal expenditures in the year incurred.

Cause and Effect:

The Government did not have internal controls and procedures in place over the Electricity Delivery and Energy Reliability grant to properly track reimbursable expenditures in order to recognize them as federal expenditures in the year in which they were incurred. As a result, grant expenditures were not properly reported on the Schedule of Expenditures of Federal Awards.

Recommendation:

The Government should implement policies and procedures to ensure that all expenditures under grant programs are accurately tracked and captured for proper presentation within the Schedule of Expenditure of Federal Awards.

LAFAYETTE CITY-PARISH CONSOLIDATED GOVERNMENT
Lafayette, Louisiana

Schedule of Findings and Questioned Costs (Continued)
For the Year Ended October 31, 2015

Views of Responsible Officials and Planned Correction Action:

This finding has been addressed with staff. Going forward, all grants will be assigned and closely monitored by our grant accountants who are trained on the federal requirements related to grants. In addition, all grants will be budgeted in specific activities designated for grant transactions only. This will enable us to capture all expenditures related to the grant within a given fiscal year and ensure they are properly reported in the Schedule of Expenditures of Federal Awards.

U.S. DEPARTMENT OF ENERGY:

Internal Control Finding –

2015-002

See Compliance finding 2015-001 above.

LAFAYETTE CITY-PARISH CONSOLIDATED GOVERNMENT
Lafayette, Louisiana

Summary Schedule of Current and Prior Year Audit Findings
and Management's Corrective Action Plan
For the Year Ended October 31, 2015

Ref. No	Fiscal Year Finding Initially Occurred	Description of Finding	Corrective Action Taken
<u>CURRENT YEAR (10/31/15)</u>			
<u>Compliance:</u>			
2015-001	2015	In accordance with OMB Circular A-133, section 205(a) and section 300, the Government did not have internal controls and procedures in place over the U.S. Department of Energy - Electricity Delivery and Energy Reliability grant to properly track reimbursable expenditures in order to recognize them as federal expenditures in the year in which they were incurred. As a result, grant expenditures in the amount of \$427,590 were not properly reported on the Schedule of Expenditures of Federal Awards in prior fiscal years.	No
<u>Internal Control:</u>			
2015-002	2015	See Compliance Finding 2015-001.	No
2015-003	2014	During the period from approximately February 2014 through December 2014, Mosquito Control Contractors, Inc. (MCCI) submitted inaccurate performance reports, which are used as a basis for invoicing the Government. As a result, the Mosquito Control and Abatement Fund was charged an additional \$37,424.50 for services that were not rendered. The misappropriation occurred and was not timely detected because control procedures were not in place to ensure that contractual services are provided in accordance with the provisions of the contractual agreement. The District Attorney and the Legislative Auditor's Office were notified. A criminal investigation was held which could not definitely prove any misrepresentation in the course of the performance under the contract. In May 2015, the Government entered into a forbearance agreement with MCCI and the contractor has reimbursed the Government \$37,424.50 for discrepancies between the work actually performed and what was subsequently billed.	Yes

Corrective Action Plan	Name of Contact Person	Anticipated Date of Completion
<p>This finding has been addressed with staff. Going forward, all grants will be assigned and closely monitored by our grant accountants who are trained on the federal requirements related to grants. In addition, all grants will be budgeted in specific activities designated for grant transactions only. This will enable us to capture all expenditures related to the grant within a given fiscal year and ensure they are properly reported in the Schedule of Expenditures of Federal Awards.</p>	<p>Lorrie Toups, Chief Financial Officer</p>	<p>10/31/2016</p>
<p>Same as IC finding 2015-001 above.</p>	<p>Lorrie Toups, Chief Financial Officer</p>	<p>10/31/2016</p>
<p>In May 2015, the Government entered into a forbearance agreement with MCCI. Contract employees believed to have prepared and submitted inaccurate performance reports are restricted from performing any direct or indirect services with regard to the contract. Additionally, existing procedures have been strengthened to ensure that invoices and performance reports are substantiated prior to payment authorization to alleviate this situation from recurring.</p>	<p>Lorrie Toups, Chief Financial Officer</p>	<p>10/31/2016</p>

(continued)

LAFAYETTE CITY-PARISH CONSOLIDATED GOVERNMENT
Lafayette, Louisiana

Summary Schedule of Current and Prior Year Audit Findings
and Management's Corrective Action Plan (Continued)
For the Year Ended October 31, 2015

Ref. No	Fiscal Year Finding Initially Occurred	Description of Finding	Corrective Action Taken
CURRENT YEAR (10/31/15)			
2015-004	2015	<p>During the period from approximately May 2014 through March 2016, an employee of Lafayette Consolidated Government, Michael P. Tolbert, and an outside accomplice, Gregory Davis, Jr., conspired and stole coins (\$77,600 - \$100,000) from parking meters. Mr. Tolbert worked in the parking division of the Department of Public Works as a facilities maintenance repairman assigned to parking meter repairs. The theft occurred and was not timely detected since management did not properly monitor the employee's activities and there were inadequate controls over access to meter keys, money canisters, and surplus collection carts. Additionally, management did not properly monitor financial revenue trends. The City Police Department, the District Attorney, and the Legislative Auditor's office have been notified. The Police Department completed its criminal investigation and both parties were arrested on March 16, 2016. Mr. Tolbert resigned his employment on March 17, 2016 prior to the scheduled pre-disciplinary hearing. As of the date of the auditor's report, both parties were charged and are awaiting due process. No restitution has been made, nor has an insurance claim been filed. Internal human resources and finance investigations are still on-going to determine if there were any contributory negligent actions on the part of other staff.</p>	No
<u>Management letter:</u>			
2015-005	2011	<p>Although losses were anticipated during the initial five years of offering retail services to customers, management should carefully monitor the financial results of operations of the Communications System. The System realized an operating income of \$4,486,282 for the current fiscal year. However, after nonoperating revenues/expenses, the System experienced a net loss of \$3,177,316. Management should continually strive to determine ways to increase revenues and/or decrease expenses in order to generate net profits.</p>	Partial

Corrective Action Plan	Name of Contact Person	Anticipated Date of Completion
<p>Upon discovery of the issues discussed in the finding, the Government cooperated with the Lafayette Police Department in its investigation and subsequent arrest of the individuals. Management has conducted an investigation and review of all parking meter collection and deposit procedures. Changes to several procedures such as proper safekeeping of keys, collection carts, and money canisters are being implemented. Stricter review of revenues will also be implemented. Other changes may be made pending the outcome of further testing and review. No other Government employees have been implicated in this theft, however, the matter has been turned over to Human Resources to determine if any additional disciplinary action is warranted.</p>	<p>Lorrie Toups, Chief Financial Officer</p>	<p>10/31/2016</p>
<p>Management continues to carefully monitor sales and expenses of the Communication System in both weekly and monthly meetings which include Communications and Finance staff. These meetings are used to compare financial projections to the actual results of operations and make appropriate changes to ensure continued growth. Management continues to aggressively develop plans to increase revenue through new offerings and promotions to existing customers as well as increase marketing efforts and design optimal pricing packages to attract new customers.</p>	<p>Lorrie Toups, Chief Financial Officer</p>	<p>10/31/2016</p>

(continued)

LAFAYETTE CITY-PARISH CONSOLIDATED GOVERNMENT
Lafayette, Louisiana

Summary Schedule of Current and Prior Year Audit Findings
and Management's Corrective Action Plan (Continued)
For the Year Ended October 31, 2015

Ref. No	Fiscal Year Finding Initially Occurred	Description of Finding	Corrective Action Taken
PRIOR YEAR (10/31/14)			
<u>Compliance:</u>			
2014-001	2014	The Government did not properly report unliquidated obligations in their quarterly Federal Financial Reports (FFRs) submitted for their Federal Transit Formula Grants. Unliquidated obligations represent the value of any contracts and/or purchase orders the grantee incurred but has not paid or charged to the grant award. This is intended to demonstrate the actual remaining grant authorization amount remaining at the end of the reporting period.	Yes
<u>Internal Control:</u>			
2014-002	2014	See Compliance Finding 2014-001.	Yes
2014-003	2014	The Government did not have adequate controls in place to effectively monitor the activities of their independent contractor for golf pro services from March 2013 through April 2014, resulting in the following: (1) Golf carts approved by the Council as trade-ins on the purchase of new golf carts were not sold to the awarded bidder. The golf carts were sold to individuals at the value approved by the Council and the cash was remitted to the vendor for the purchase of new golf carts. (2) A fixed asset listing falsely stated that a golf cart was on hand when it had been sold prior to physical inspection. The golf cart was subsequently approved by the Council to be a trade-in at an amount equal to the amount sold. (3) The independent contractor billed an outside agency for the rental of the Government's golf carts in the name of his business in the amount of \$10,206. Subsequently, the invoice was manipulated and the amount remitted to the Government was \$8,040. The difference was reimbursed to the Government when the discrepancy was brought to the contractor's attention. The appropriate law enforcement agency, District Attorney, and the Legislative Auditor's Office have been notified and a criminal investigation has been initiated against Acadiana Golf Management Corporation.	Yes
2014-004	2014	The contractual services being provided to the Government for mosquito control and abatement by Mosquito Control Contractors, Inc. were not properly monitored. The contractor submitted inaccurate performance reports, which are used as a basis for invoicing the Government. As a result, the Government was charged for services that were not rendered. This matter is currently under investigation and, therefore, the amount of cost involved and the time period covered is not known at this time. The Government should develop safeguards to ensure contractual services are provided in accordance with the provisions of their contractual agreement. The District Attorney and the Legislative Auditor's Office have been notified.	Yes

Corrective Action Plan	Name of Contact Person	Anticipated Date of Completion
<p>A review of the reporting procedures was conducted and the following steps will be put in place to prevent this finding from reoccurring. (1) Staff will receive signed copies of encumbrance forms which identify all work order activity at the beginning of the process; (2) this information will be used to complete the appropriate fields in the "TEAM" system; (3) entered information will be reconciled to approved purchasing forms and amounts; and, (4) accounting staff will verify submittal</p>	<p>Lorrie Toups, Chief Financial Officer</p>	<p>4/30/2015</p>
<p>Management's response to this finding is the same as found above under the Compliance Finding 2014-001.</p>		
<p>Upon discovery of the issues discussed in the finding, the contractual arrangement with Acadiana Golf Management Corporation was terminated. Criminal charges in this matter are pending. A procedural review resulted in procedures being strengthened or replaced to ensure that these issues do not continue to occur. Purchasing personnel will be present at the delivery of any golf cart purchases and will validate the transfer of trade-ins to the awarded bidder and reconcile serial numbers of trade-ins to fixed asset listings. The way in which golf carts are rented to outside agencies has been changed. The transactions are entered in the Government's point of sale system and is paid directly and not through the contractor.</p>	<p>Lorrie Toups, Chief Financial Officer</p>	<p>10/31/2014</p>
<p>Inaccurate invoices and performance reports were discovered after a procedural review by staff that indicated invoices were not properly documented or reviewed prior to payment. Existing procedures were either strengthened or replaced to ensure that invoices and performance reports are substantiated prior to the payment authorization.</p>	<p>Lorrie Toups, Chief Financial Officer</p>	<p>10/31/2014</p>

(continued)

LAFAYETTE CITY-PARISH CONSOLIDATED GOVERNMENT
Lafayette, Louisiana

Summary Schedule of Current and Prior Year Audit Findings
and Management's Corrective Action Plan (Continued)
For the Year Ended October 31, 2015

Ref. No	Fiscal Year Finding Initially Occurred	Description of Finding	Corrective Action Taken
PRIOR YEAR (10/31/14)			
<u>Management letter:</u>			
2014-005	2011	Although losses were anticipated during the initial five years of offering retail services to customers, management should carefully monitor the financial results of operations of the Communications System. The System realized an operating income of \$2,517,692 for the current fiscal year as compared to an operating loss of \$2,469,221 for the prior fiscal year. However, after nonoperating revenues/expenses, the System experienced a net loss of \$1,251,197. Management should continually strive to determine ways to increase revenues and/or decrease expenses in order to generate net profits.	Partial

Corrective Action Plan	Name of Contact Person	Anticipated Date of Completion
<p>Management continues to carefully monitor the financial results of operations of the Communications System. Financial performance continues to improve, as evidenced by an improvement in the change in net position from FY 2013 to FY 2014 of \$8,659,565. Financial projections continue to be compared against actual results each month during weekly meetings of top management of the Communications System staff, as well as in weekly and monthly financial review and performance measurement meetings of both Communications and Finance management and staff. Management continues to emphasize promotions, pricing packages, and new portfolios of products and services in order to generate new revenues.</p>	<p>Lorrie Toups, Chief Financial Officer</p>	<p>10/31/2015</p>