

**LAFAYETTE CITY-PARISH  
CONSOLIDATED GOVERNMENT**

**FINANCIAL REPORT**

**YEAR ENDED OCTOBER 31, 2008**



LAFAYETTE CITY-PARISH CONSOLIDATED GOVERNMENT  
LAFAYETTE, LOUISIANA

ANNUAL FINANCIAL REPORT  
YEAR ENDED OCTOBER 31, 2008

TABLE OF CONTENTS

	<u>Page</u>
INDEPENDENT AUDITORS' REPORT	1-2
MANAGEMENT'S DISCUSSION AND ANALYSIS	3- 13
BASIC FINANCIAL STATEMENTS	
Government-Wide Financial Statements:	
Statement of Net Assets	16
Statement of Activities	17
Fund Financial Statements:	
Balance Sheet - Governmental Funds	19
Reconciliation of the Governmental Funds Balance Sheet to the Statement of Net Assets	20
Statement of Revenues, Expenditures, and Changes in Fund Balances – Governmental Funds	21
Reconciliation of the Statement of Revenues, Expenditures, and Changes in Fund Balances of Governmental Funds to the Statement of Activities	22
Statement of Net Assets – Proprietary Funds	23-24
Reconciliation of the Proprietary Funds Statement of Net Assets to the Statement of Net Assets	25
Statement of Revenues, Expenses, and Changes in Fund Net Assets – Proprietary Fund	26
Reconciliation of the Statement of Revenues, Expenses, and Changes in Fund Net Assets of Proprietary Funds to the Statement of Activities	27
Statement of Cash Flows – Proprietary Funds	28-29
Statement of Fiduciary Net Assets – Fiduciary Funds	30
Statement of Changes in Fiduciary Net Assets – Fiduciary Funds	31
Combining Statement of Net Assets - All Discretely Presented Component Units	32-33
Combining Statement of Activities - All Discretely Presented Component Units	34-35
Notes to Financial Statements	36-83
REQUIRED SUPPLEMENTARY INFORMATION	
Budgetary Comparison Schedule –	
General Funds	85
1961 Sales Tax Trust Fund	86
1985 Sales Tax Trust Fund	87
Notes to Budgetary Comparison Schedules	88

OTHER SUPPLEMENTARY INFORMATION

Page

General Funds:

Combining Balance Sheet	90
Combining Statement of Revenues, Expenditures, and Changes in Fund Balances	91
Budgetary Comparison Schedule – City of Lafayette	92
Budgetary Comparison Schedule – Detail of Expenditures: City of Lafayette	93-108
Budgetary Comparison Schedule - Lafayette Parish	109
Budgetary Comparison Schedule – Detail of Expenditures: Lafayette Parish	110-113

Nonmajor Governmental Funds:

Combining Balance Sheet	114
Combining Statement of Revenues, Expenditures, and Changes in Fund Balances	115

Special Revenue Funds

Combining Balance Sheet	116-123
Combining Statement of Revenues, Expenditures, and Changes in Fund Balances	124-131

Debt Service Funds

Combining Balance Sheet	132-133
Combining Statement of Revenues, Expenditures, and Changes in Fund Balances	134-135

Capital Projects Funds:

Combining Balance Sheet	136-139
Combining Statement of Revenues, Expenditures, and Changes in Fund Balances	140-143

Schedule of Expenditures Compared to  
Capital Budget -

1993 Sales Tax Bond Construction Fund	144
1997A Sales Tax Bond Construction Fund	145
1997B Sales Tax Bond Construction Fund	146
1998 Sales Tax Bond Construction Fund	147
1999A Sales Tax Bond Construction Fund	148
1999B Sales Tax Bond Construction Fund	149
2000A Sales Tax Bond Construction Fund	150
2000B Sales Tax Bond Construction Fund	151
2001A Sales Tax Bond Construction Fund	152
2001B Sales Tax Bond Construction Fund	153
2003A Sales Tax Bond Construction Fund	154
2003B Sales Tax Bond Construction Fund	155
2003C Sales Tax Bond Construction Fund	156
2003D Sales Tax Bond Construction Fund	157

	<u>Page</u>
2005B Sales Tax Bond Construction Fund	158
2005C Sales Tax Bond Construction Fund	159
2007A Sales Tax Bond Construction Fund	160
2007B Sales Tax Bond Construction Fund	161
2008 Sales Tax Construction	162
1999 Certificates of Indebtedness Fund	163
Parish Library General Obligation Bonds Fund	164
2001 Parish General Obligation Bonds Fund	165
2003 Parish General Obligation Bonds Fund	166
2005 Parish General Obligation Bonds Fund	167
 Nonmajor Enterprise Funds:	
Combining Statement of Net Assets	168
Combining Statement of Revenues, Expenses, and Changes in Fund Net Assets	169
Combining Statement of Cash Flows	170
 Internal Service Funds:	
Combining Statement of Net Assets	171
Combining Statement of Revenues, Expenses, and Changes in Fund Net Assets	172
Combining Statement of Cash Flows	173
 Component Units:	
Criminal Court Fund -	
Balance Sheet – Governmental Fund	174
Reconciliation of the Governmental Fund Balance Sheet to the Statement of Net Assets	175
Budgetary Comparison Schedule	176
Reconciliation of the Statement of Revenues, Expenditures, and Changes in Fund Balance of the Governmental Fund to the Statement of Activities	177
Statement of Revenues, Expenses, and Changes in Fund Net Assets – Utilities System Fund	178
 COMPLIANCE AND INTERNAL CONTROL AND OTHER GRANT INFORMATION	
REPORT ON INTERNAL CONTROL OVER FINANCIAL REPORTING AND ON COMPLIANCE AND OTHER MATTERS BASED ON AN AUDIT OF FINANCIAL STATEMENTS PERFORMED IN ACCORDANCE WITH <u>GOVERNMENT AUDITING STANDARDS</u>	180-181
REPORT ON COMPLIANCE WITH REQUIREMENTS APPLICABLE TO EACH MAJOR PROGRAM AND INTERNAL CONTROL OVER COMPLIANCE IN ACCORDANCE WITH OMB CIRCULAR A-133	182-183

	<u>Page</u>
Schedule of Expenditures of Federal Awards	184-186
Notes to Schedule of Expenditures of Federal Awards	187
Schedule of Findings and Questioned Costs	188
Summary Schedule of Current and Prior Year Audit Findings and Corrective Action Plan	

OTHER SUPPLEMENTARY DATA

Summary of Ad Valorem Tax Assessments and Collections - City of Lafayette & Lafayette Parish	196
--	-----

STATISTICAL SECTION

	<u>Table</u>	
General Governmental Expenditures by Function	1	198-199
General Governmental Revenues by Source	2	200-201
General Governmental Tax Revenues by Source	2A	202-203
Property Tax Levies and Collections	3	204-205
Assessed and Estimated Actual/Real Value of Taxable Property	4	206
Property Tax Rates	5	207
Principal Taxpayers – Lafayette Parish	6	208
Special Assessment Billings and Collections	7	209
Computation of Legal Debt Margin	8	210
Ratio of Net General Bonded Debt to Assessed Value and Net Bonded Debt Per Capita	9	211
Ratio of Annual Debt Service Expenditures for General Bonded Debt to Total General Expenditures	10	212
Computation of Direct and Overlapping Debt	11	213
Revenue Bond Coverage – Electric, Water and Sewer Bonds	12	214
Demographic Statistics	13	215
Property Value and Construction	14	216
Miscellaneous Statistics	15	217

# KOLDER, CHAMPAGNE, SLAVEN & COMPANY, LLC

CERTIFIED PUBLIC ACCOUNTANTS

C. Burton Kolder, CPA\*  
Russell F. Champagne, CPA\*  
Victor R. Slaven, CPA\*  
P. Troy Courville, CPA\*  
Gerald A. Thibodeaux, Jr., CPA\*  
Robert S. Carter, CPA\*  
Arthur R. Mixon, CPA\*

Tynes E. Mixon, Jr., CPA  
Allan J. LaBry, CPA  
Albert R. Leger, CPA, PFS, CSA\*  
Penny Angelle Scruggins, CPA  
Christine L. Cousin, CPA  
Mary T. Thibodeaux, CPA  
Marshall W. Guidry, CPA  
Alan M. Taylor, CPA  
James R. Roy, CPA  
Robert J. Metz, CPA  
Kelly M. Doucet, CPA  
Cheryl L. Bartley, CPA, CVA  
Mandy B. Self, CPA  
Paul L. Delcambre, Jr. CPA  
Wanda F. Arcement, CPA  
Kristin B. Dauzat, CPA  
Richard R. Anderson Sr., CPA  
Carolyn C. Anderson, CPA

Retired:  
Conrad O. Chapman, CPA\* 2006  
Harry J. Clostio, CPA 2007

\* A Professional Accounting Corporation

## OFFICES

183 South Beadle Rd. 450 East Main Street  
Lafayette, LA 70508 New Iberia, LA 70560  
Phone (337) 232-4141 Phone (337) 367-9204  
Fax (337) 232-8660 Fax (337) 367-9208

113 East Bridge St. 200 South Main Street  
Breaux Bridge, LA 70517 Abbeville, LA 70510  
Phone (337) 332-4020 Phone (337) 893-7944  
Fax (337) 332-2867 Fax (337) 893-7946

1234 David Dr. Ste 203 1013 Main Street  
Morgan City, LA 70380 Franklin, LA 70538  
Phone (985) 384-2020 Phone (337) 828-0272  
Fax (985) 384-3020 Fax (337) 828-0290

408 West Cotton Street 133 East Waddil St.  
Ville Platte, LA 70586 Marksville, LA 71351  
Phone (337) 363-2792 Phone (318) 253-9252  
Fax (337) 363-3049 Fax (318) 253-8681

332 West Sixth Avenue 621 Main Street  
Oberlin, LA 70655 Pineville, LA 71360  
Phone (337) 639-4737 Phone (318) 442-4421  
Fax (337) 639-4568 Fax (318) 442-9833

WEB SITE:  
[WWW.KCSRCPAS.COM](http://WWW.KCSRCPAS.COM)

## INDEPENDENT AUDITORS' REPORT

To the Lafayette City-Parish  
Council of Lafayette, Louisiana

We have audited the accompanying financial statements of the governmental activities, the business-type activities, the aggregate discretely presented component units, each major fund, and the aggregate remaining fund information of the Lafayette City-Parish Consolidated Government (the Government), as of and for the year ended October 31, 2008, which collectively comprise the Government's basic financial statements as listed in the table of contents. These financial statements are the responsibility of the Government's management. Our responsibility is to express opinions on these financial statements based on our audit. We did not audit the financial statements of Lafayette Public Power Authority, an enterprise fund, Marshal-City Court of Lafayette, City Court of Lafayette, Cajundome Commission, Lafayette Regional Airport, Lafayette Parish Waterworks District South, District Attorney of the 15<sup>th</sup> Judicial District, Lafayette Parish Bayou Vermilion District, Lafayette Parish Communication District and Downtown Development Authority, component units, which represent 13.47% and 20.20%, respectively, of the assets and operating revenues of the business-type activities totals and 53.51% and 62.67%, respectively, of the assets and program and general revenues of the aggregate discretely presented component units. Those financial statements were audited by other auditors whose reports thereon have been furnished to us, and our opinion, insofar as it relates to the amounts included for Lafayette Public Power Authority, Marshal-City Court of Lafayette, City Court of Lafayette, Cajundome Commission, Lafayette Regional Airport, Lafayette Parish Waterworks District South, District Attorney of the 15<sup>th</sup> Judicial District, Lafayette Parish Bayou Vermilion District, Lafayette Parish Communication District and Downtown Development Authority is based on other auditors.

We conducted our audit in accordance with auditing standards generally accepted in the United States of America and the standards applicable to financial audits contained in Government Auditing Standards, issued by the Comptroller General of the United States. Those standards require that we plan and perform the audit to obtain reasonable assurance about whether the financial statements are free of material misstatement. An audit includes examining, on a test basis, evidence supporting the amounts and disclosures in the financial statements. An audit also includes assessing the accounting principles used and significant estimates made by management, as well as evaluating the overall financial statement presentation. We believe that our audit and the reports of other auditors provide a reasonable basis for our opinions.

In our opinion, based on our audit and the reports of other auditors, the financial statements referred to above present fairly, in all material respects, the respective financial position of the governmental activities, the business-type activities, the aggregate discretely presented component units, each major fund, and the aggregate remaining fund information of the Government, as of October 31, 2008, and the respective changes in financial position and cash flows, where applicable, thereof for the year then ended in conformity with accounting principles generally accepted in the United States of America.

In accordance with Government Auditing Standards, we have also issued our report dated May 29, 2009, on our consideration of the Government's internal control over financial reporting and on our tests of its compliance with certain provisions of laws, regulations, contracts, and grant agreements and other matters. The purpose of that report is to describe the scope of our testing of internal control over financial reporting and compliance and the results of that testing and not to provide an opinion on the internal control over financial reporting or on compliance. That report is an integral part of an audit performed in accordance with Government Auditing Standards and should be considered in conjunction with this report in considering the results of our audit.

The Management's Discussion and Analysis and budgetary comparison schedules on pages 3 through 13 and 85 through 88, respectively, are not a required part of the basic financial statements but are supplementary information required by accounting principles generally accepted in the United States of America. We have applied certain limited procedures to the Management's Discussion and Analysis, which consisted principally of inquiries of management regarding the methods of measurement and presentation of the Management's Discussion and Analysis. However, we did not audit the information and express no opinion on it. The budgetary comparison schedules have been subjected to the auditing procedures applied in the audit of the basic financial statements and, in our opinion, are fairly presented in all material respects in relation to the basic financial statements taken as a whole.

The other supplementary data section and statistical section have not been subjected to the auditing procedures applied in the audit of the basic financial statements and, accordingly, we express no opinion on them.

Our audit was conducted for the purpose of forming opinions on the financial statements that collectively comprise the Government's basic financial statements. The other supplementary information on pages 90 through 178 is presented for purposes of additional analysis and is not a required part of the basic financial statements. The accompanying schedule of expenditures of federal awards included in the Single Audit Section in the table of contents is presented for purposes of additional analysis as required by U.S. Office of Management and Budget Circular A-133, "Audits of States, Local Governments, and Non-Profit Organizations", and is also not a required part of the basic financial statements of the Lafayette City-Parish Consolidated Government. Such information has been subjected to the auditing procedures applied by us and the other auditors in the audit of the basic financial statements and, in our opinion, based on our audit and the reports of other auditors, is fairly presented in all material respects in relation to the basic financial statements taken as a whole.

***Kolder, Champagne, Slaven & Company, LLC***  
Certified Public Accountants

Lafayette, Louisiana  
May 29, 2009



## LAFAYETTE CITY-PARISH CONSOLIDATED GOVERNMENT

### MANAGEMENT'S DISCUSSION AND ANALYSIS

As financial management of the Lafayette City-Parish Consolidated Government (LCG), we offer readers of this financial statement an overview and analysis of the financial activities of the Lafayette City-Parish Consolidated Government. This narrative is designed to assist the reader in focusing on significant financial issues, identify changes in the LCG's financial position, identify any material deviations from the approved budget documents, and identify individual fund issues or concerns.

The Management's Discussion and Analysis (MD&A) is designed to focus on the current year's activities, resulting changes and currently known facts. It should be read in conjunction with the financial statements that begin on page 16.

#### FINANCIAL HIGHLIGHTS

- Assets of the LCG primary government exceeded its liabilities at the close of the most recent fiscal year by \$862.3 million (*net assets*). Of this amount, 4.5%, or \$38.7 million, (*unrestricted net assets*) may be used to meet the LCG's ongoing obligations to citizens and creditors.
- The LCG's total net assets increased by \$38.4 million (4.7%) during 2008. Governmental activities' net assets increased \$22.0 million during 2008, while business-type activities' net assets increased \$16.4 million.
- As of the close of the fiscal year, the LCG's governmental funds reported combined ending fund balances of \$212.7 million, an decrease of \$17.8 million in comparison with the prior year. Approximately 64.2% of this total amount, \$136.6 million, is available for spending at the LCG's discretion (*unreserved fund balance*).
- Resources available for appropriation in the General Fund were \$2.4 million above budget. Expenditures and transfers were \$4.3 million under budget for the year, resulting in a total increase of \$6.7 million.
- At October 31, 2008, unreserved fund balance for the General Fund was \$33.9 million, or 34.8% of total 2008 General Fund expenditures and transfers out.

#### OVERVIEW OF THE FINANCIAL STATEMENTS

With the implementation of Governmental Accounting Standards Board Statement No. 34, a government's presentation of financial statements has been greatly changed. The new statements focus on the LCG as a whole (government-wide) and the major individual funds. Both perspectives (government-wide and major fund) allow the reader to address relevant questions, broaden a basis for comparison (year to year or government to government), and should enhance LCG's accountability.

#### **Government-Wide Financial Statements**

The government-wide financial statements (see pages 16 through 17) are designed to be similar to private-sector business in that all governmental and business-type activities are consolidated into columns which add to a total for the primary government. These statements combine governmental funds' current financial resources with capital assets and long-term obligations. Also presented in the government-wide financial statements is a total column for the business-type activities of the primary government. Component units are separate legal governmental entities to which the LCG Council may be obligated to provide financial assistance and are presented as a separate column in the government-wide statements and as individual activities in the fund financial statements.

The Statement of Net Assets (page 16) presents information on all the LCG's assets and liabilities, with the difference between the two reported as net assets. Over time, changes in net assets may serve as a useful indicator of whether the financial position of the LCG is improving or deteriorating.

The Statement of Activities (page 17) presents information showing how the LCG's net assets changed during the most recent fiscal year. All changes in net assets are reported as soon as the underlying event giving rise to the change occurs, regardless of the timing of the related cash flows. Thus, revenues and expenses are reported in this statement for some items that will only result in cash flows in future fiscal periods. For example, uncollected taxes and earned but unused vacation leave result in cash flows for future periods. The focus of the Statement of Activities is on both the gross and net cost of various activities that are provided by the government's general tax and other revenues. This is intended to summarize information and simplify the user's analysis of cost of various governmental services and/or subsidy to various business-type activities and component units.

The governmental activities reflect the LCG's basic services including public safety (fire and law enforcement), general government (executive, legislative, judicial, finance, administrative services), streets and drainage, traffic and transportation, culture and recreation, health and welfare, economic development, conservation, and urban redevelopment and housing. These services are financed primarily with taxes. The business-type activities reflect private sector type operations where the fee for service typically covers all or most of the cost of operations including depreciation. The City's electric, water, wastewater, and fiber optics utilities and the LCG's solid waste collection, environmental services and animal shelter control program are reported here.

### **Fund Financial Statements**

A fund is a grouping of related accounts that is used to maintain control over resources that have been segregated for specific activities or objectives. Traditional users of governmental financial statements will find the fund financial statements presentation more familiar. The focus is now on major funds, rather than generic fund types.

*Governmental Funds* are used to account for essentially the same functions reported as governmental activities in the government-wide financial statements. The governmental major funds (see pages 19 through 22) presentation is presented on a sources and uses of liquid resources basis. This is the manner in which the financial plan is typically developed. Unlike the government-wide financial statements, governmental fund financial statements focus on near-term outflows of spendable resources, as well as on balances of spendable resources available at the end of the fiscal year. Such information may be useful in evaluating a government's current financing requirements. The LCG has presented the General Fund, the City's Sales Tax Trust funds and the Capital Improvement Fund as major funds. All non-major governmental funds are presented in one column, titled Other Governmental Funds. Combining financial statements of the non-major funds can be found in the other supplementary information section that follows the basic financial statements.

*Proprietary Funds* encompass both enterprise and internal service funds on the fund financial statements. Enterprise funds are used to report the same functions presented as business-type activities in the government-wide financial statements. Internal service funds are an accounting device used to accumulate and allocate costs internally among the LCG's various functions. The LCG uses internal service funds to account for its central vehicle maintenance, central printing, self-insured insurance and group hospitalization activities. Because all of these services predominantly benefit governmental rather than business-type functions, they have been included within the governmental activities section in the government-wide financial statements. Combining statements of the non-major individual enterprise and internal service funds can be found in the other supplementary information section following the basic financial statements. The basic proprietary fund statements are located on pages 23 through 29.

*Fiduciary Funds* are used to account for resources held by the LCG in a trustee capacity or as an agent for others. These funds (see pages 30 through 31) are restricted in purpose and do not represent discretionary assets of the LCG. Therefore, these assets are not presented as part of the government-wide financial statements.

The total columns on the business-type fund financial statements for enterprise funds (see pages 23, 24, and 26) and for the governmental funds financial statements (see pages 19 and 21) at the government-wide financial statements require reconciliation. The governmental funds' differences result from the different measurement focus and the reconciliation is presented on the pages following each statement (see pages 20 and 22). The flow of current financial resources will reflect bond proceeds and interfund transfers as other financial sources as well as capital expenditures and bond principal payments as expenditures. The reconciliation will eliminate these transactions and incorporate the capital assets and long-term obligations into the *Governmental Activities* column in the government-wide statements. For proprietary funds, the differences relate to transactions with the governmental funds that have been eliminated. This reconciliation is presented on the pages following the statements (see pages 25 and 27).

## **Capital Assets**

General capital assets include land, land improvements, easements, buildings, vehicles, equipment and machinery, infrastructure, and all other assets of a tangible nature that are used in operations and that exceed the LCG's capitalization threshold (see Note 6). All projects completed and acquisitions occurring in fiscal year ended October 31, 2008 have been capitalized. The LCG has capitalized all purchased capital assets and all donated non-infrastructure general capital assets. Prior to the implementation of the new reporting model, no depreciation was charged on general capital assets. Accumulated depreciation was recorded for the first time in the 2002 financial statements based on the date of acquisition and the life span of the asset.

## **Notes to the Financial Statements**

The notes provide additional information that is essential to a full understanding of the data provided in the government-wide and fund financial statements. The notes to the financial statements are a required part of the basic financial statements and can be found on pages 36 through 83 of this report.

## **Other Information**

In addition to the basic financial statements and accompanying notes, this report also presents certain *required supplementary information*, the budgetary comparison schedules. Required supplementary information can be found on pages 85 through 88 of this report.

The other supplementary information section referred to earlier in connection with the non-major governmental and proprietary funds is presented immediately following the required supplementary information on pages 90 through 178.

Also included in the report are the Office of Management and Budget A-133 Single Audit Auditor reports, findings and schedules.

The Statistical Section (see Tables 1 through 15) is included for additional information and analysis and does not constitute a part of the audited financial statements.

## GOVERNMENT-WIDE FINANCIAL ANALYSIS

The following table reflects the condensed Statement of Net Assets for 2008, with comparative figures from 2007:

TABLE 1  
LAFAYETTE CITY-PARISH CONSOLIDATED GOVERNMENT  
CONDENSED STATEMENT OF NET ASSETS  
October 31, 2008 and 2007  
(in millions)

	Governmental Activities		Business-Type Activities		Total	
	2008	2007	2008	2007	2008	2007
<b>Assets:</b>						
Current and other assets	\$ 265.0	\$ 272.2	\$ 87.2	\$ 74.2	\$ 352.2	\$ 346.4
Restricted assets	-	-	260.0	272.8	260.0	272.8
Capital assets	516.1	495.5	603.7	554.3	1,119.8	1,049.8
Total assets	<u>\$ 781.1</u>	<u>\$ 767.7</u>	<u>\$ 950.9</u>	<u>\$ 901.3</u>	<u>\$1,732.0</u>	<u>\$ 1,669.0</u>
<b>Liabilities:</b>						
Current liabilities	\$ 25.6	\$ 23.1	\$ 43.1	\$ 33.3	\$ 68.7	\$ 56.4
Long-term liabilities	397.9	409.0	403.1	379.7	801.0	788.7
Total liabilities	<u>\$ 423.5</u>	<u>\$ 432.1</u>	<u>\$ 446.2</u>	<u>\$ 413.0</u>	<u>\$ 869.7</u>	<u>\$ 845.1</u>
<b>Net assets:</b>						
Invested in capital assets, net of debt	\$ 242.1	\$ 231.9	\$ 303.7	\$ 304.0	\$ 545.8	\$ 535.9
Restricted	121.1	110.4	156.7	129.1	277.8	239.5
Unrestricted	(5.6)	(6.7)	44.3	55.2	38.7	48.5
Total net assets	<u>\$ 357.6</u>	<u>\$ 335.6</u>	<u>\$ 504.7</u>	<u>\$ 488.3</u>	<u>\$ 862.3</u>	<u>\$ 823.9</u>

For more detailed information see page 16, the Statement of Net Assets.

The LCG's *combined* net assets at year end total \$862.3 million. Approximately 63.3% (\$545.8 million) of the LCG's net assets as of October 31, 2008, reflects the LCG's investment in capital assets (land, buildings, infrastructure, machinery and equipment) less any related outstanding debt used to acquire those assets that is still outstanding. The LCG uses these capital assets to provide services to citizens; consequently, these assets are not available for future spending. Another 32.2% (\$277.8 million) of the LCG's net assets are subject to external restrictions on how they may be used, such as property tax approved by the electorate for specific purposes. The remaining 4.5% (\$38.7 million) of net assets, referred to as *unrestricted*, may be used to meet the ongoing obligations of the LCG to citizens and creditors.

The deficit of \$5.6 million in unrestricted net assets in governmental activities is mainly the result of the excess of non-capital related long-term debt (the retirement systems' notes and claims liabilities) and the liability for unused employee vacation and sick days not previously funded, which together exceed current assets that are not externally dedicated for specific purposes. The business-type activities unrestricted assets are \$44.3 million at October 31, 2008.

The following Table 2 provides a summary of the changes in net assets for the year ended October 31, 2008, with comparative figures from 2007:

TABLE 2  
LAFAYETTE CITY-PARISH CONSOLIDATED GOVERNMENT  
CONDENSED STATEMENT OF CHANGES IN NET ASSETS  
For the Years Ended October 31, 2008 and 2007  
(in millions)

	Governmental Activities		Business-Type Activities		Total	
	2008	2007	2008	2007	2008	2007
Revenues:						
Program revenue -						
Fees, fines, and charges for services	\$ 19.0	\$ 17.3	\$ 306.2	\$ 278.3	\$ 325.2	\$ 295.6
Operating grants and contributions	12.8	8.8	3.6	-	16.4	8.8
Capital grants and contributions	1.1	2.3	1.6	0.8	2.7	3.1
General revenues -						
Sales taxes	78.5	76.3	-	-	78.5	76.3
Other taxes	53.1	49.4	-	-	53.1	49.4
Grants and contributions not restricted to specific programs	4.0	3.8	-	-	4.0	3.8
Other	14.6	14.1	16.5	9.1	31.1	23.2
Total revenues	<u>\$ 183.1</u>	<u>\$ 172.0</u>	<u>\$ 327.9</u>	<u>\$ 288.2</u>	<u>\$ 511.0</u>	<u>\$ 460.2</u>
Expenses:						
General government	\$ 36.1	\$ 30.9	\$ -	\$ -	\$ 36.1	\$ 30.9
Public safety	53.9	40.5	-	-	53.9	40.5
Traffic and transportation	7.3	7.0	-	-	7.3	7.0
Streets and drainage	22.3	14.6	-	-	22.3	14.6
Urban redevelopment and housing	1.6	2.4	-	-	1.6	2.4
Economic development and assistance	1.4	0.6	-	-	1.4	0.6
Culture and recreation	19.3	17.6	-	-	19.3	17.6
Health and welfare	1.8	1.8	-	-	1.8	1.8
Economic opportunity	1.6	1.9	-	-	1.6	1.9
Conservation of natural resources	0.1	0.1	-	-	0.1	0.1
Intergovernmental	2.1	1.8	-	-	2.1	1.8
Unallocated depreciation'	13.4	12.0	-	-	13.4	12.0
Combined utilities system	-	-	216.1	179.5	216.1	179.5
Communications system	-	-	9.2	0.5	9.2	0.5
Coal-fired electric plant	-	-	57.6	58.6	57.6	58.6
Animal shelter and control	-	-	1.0	0.9	1.0	0.9
Solid waste collection	-	-	9.6	9.2	9.6	9.2
Interest on long-term debt	18.2	18.5	-	-	18.2	18.5
Total expenses	<u>\$ 179.1</u>	<u>\$ 149.7</u>	<u>\$ 293.5</u>	<u>\$ 248.7</u>	<u>\$ 472.6</u>	<u>\$ 398.4</u>
Increase (decrease) in net assets before transfers	\$ 4.0	\$ 22.3	\$ 34.4	\$ 39.5	\$ 38.4	\$ 61.8
Transfers	18.0	18.2	(18.0)	(18.2)	-	-
Increase in net assets	22.0	40.5	16.4	21.3	38.4	61.8
Net assets, November 1	335.6	295.1	488.3	467.0	823.9	762.1
Net assets, October 31	<u>\$ 357.6</u>	<u>\$ 335.6</u>	<u>\$ 504.7</u>	<u>\$ 488.3</u>	<u>\$ 862.3</u>	<u>\$ 823.9</u>

The LCG's total revenues were \$511.0 million and the total cost of all programs and services was \$472.6 million. Therefore, net assets increased \$38.4 million from operations during the year. Our analysis below separately describes the operations of governmental and business-type activities.

*Governmental Activities* net assets increased \$22.0 million in 2008. The cost of all governmental activities this year was \$179.1 million. As shown in the Statement of Activities on page 17, the amount that our taxpayers financed was \$146.2 million because some of the cost was paid by those who directly benefited from the programs (\$19.0 million) or by other governments and organizations that subsidized certain programs with grants and contributions (\$13.9 million). Program revenues only covered 18.4% of total costs. The remainder was paid with taxes and other revenues, such as investment earnings and unrestricted grants and contributions.

The LCG's largest program in governmental activities is public safety, with \$53.9 million of resources applied thereto. Following that is general government, streets and drainage, and culture and recreation.

The government's net assets increased \$38.4 million during the current fiscal year. *Governmental Activities* net assets increased \$22.0 million. Some factors affecting the change in net assets for governmental activities were:

- (1) An increase of \$2.7 million in funds restricted for future capital outlay.
- (2) A net increase in capital assets of \$10.2 million.
- (3) An increase of \$5.8 million in tax revenues due to increased retail sales and property assessments.
- (4) An increase in expenditures of \$29.4 million compared to last year.

*Business-Type Activities* net assets increased by \$16.4 million in 2008. Charges for services make up 93.4% of the revenues in the business-type activities. The largest funds in this group are the Utilities System (LUS), Lafayette Public Power Authority (LPPA) and the Communications System. LPPA net assets increased \$10.8 million due to the retirement of steel rail cars which were replaced with aluminum cars. LUS net assets increased \$7.6 million, with an increase of \$16.4 million in unrestricted assets. Both LUS's and LPPA's interest expense increased due to additional bonds issued for construction projects. The Communications System was being built-out during 2008, so its net assets dropped \$4.1 million. Its liabilities increased by \$18 million.

## FINANCIAL ANALYSIS OF THE GOVERNMENT'S FUNDS

As noted earlier, the LCG uses fund accounting to ensure and demonstrate compliance with finance-related legal requirements.

*Governmental Funds:* The focus of the LCG's governmental funds is to provide information on near-term inflows, outflows, and balances of *spendable* resources. Such information is useful in assessing the LCG's financing requirements. In particular, *unreserved fund balance* may serve as a useful measure of a government's net resources available for spending at the end of the fiscal year.

As of the end of the fiscal year, the LCG's governmental funds reported combined ending fund balances of \$212.7 million, a decrease of \$17.8 million in comparison with the prior year. Approximately 64.2% of this total amount (\$136.6 million) constitutes *unreserved fund balance*, which is available for spending at the LCG's discretion. The remainder of fund balance is *reserved* to indicate that it is not available for new spending because it has already been committed to: (1) liquidation of contracts and purchase orders of the prior period (\$24.8 million), (2) payment of debt service (\$45.4 million), (3) loans to low-income recipients (\$5.8 million), and (4) other miscellaneous commitments (\$.1 million).

The General Fund is the chief operating fund of the Lafayette Consolidated Government. At the end of the fiscal year, total fund balance of the General Fund was \$34.0 million, all of which was unreserved. Compared with total fund balance of \$33.0 million at the end of 2007, fund balance increased approximately \$1.0 million during 2008. Key factors contributing to this change were as follows:

- (1) An increase in tax revenues of \$7.4 million, including sales tax transfers from the sales tax trust funds.
- (2) An increase in expenditures and transfers of \$14.2 million, including the settlement of a fire and police salary lawsuit.
- (3) Unexpended appropriations of \$3.7 million.

Fund balance in the Sales Tax Capital Improvement Fund had an increase of \$1.3 million in 2008, due to collections exceeding budget projections.

*Proprietary Funds:* The LCG's proprietary funds provide the same type of information found in the government-wide financial statements, but in more detail. As of the end of the current fiscal year, the primary government's proprietary funds reported ending net assets of \$505.9 million, an increase of \$16.5 million in comparison with the prior year.

LCG's main proprietary fund is the Utilities System Fund, which accounts for electric, water and wastewater. This fund ended the year with an increase of \$7.6 million in net assets, after transferring \$18.8 million to the General Fund as a payment in-lieu-of-tax. All three divisions of the Utilities System generated net income, so are self-supporting. The Lafayette Public Power Authority also increased its net assets by \$10.8 million. During the year, two unit trains of steel rail cars were replaced with two trains of aluminum cars.

### **GENERAL FUND BUDGETARY HIGHLIGHTS**

The difference between the original General Fund budget and the final amended budget was an increase in appropriations of \$7.7 million. The majority of the appropriation increases were needed to provide additional funding for departmental operations such as utilities, transportation, street lighting, and retirement costs. It was also necessary to increase funding for prisoner upkeep and rising medical costs at the Adult Correctional Center. Revenues budgeted increased about \$7.0 million, mainly due to increases in sales tax and property tax. The net result was a \$0.7 million net increase funded from prior year available fund balances.

When actual results for 2008 are compared with the final budget, revenue collections, including transfers, exceeded budget by \$2.4 million; and expenditures and transfers were \$4.3 million less than appropriated, a positive variance of \$6.7 million. There were no overruns on expenditures at the legal level of control. Material differences between actual results and budgeted amounts in the General Fund are as follows:

1. Sales tax revenue collections exceeded budget projections by \$667,000
2. Fines and forfeits exceeded budget projections by \$1.1 million.
3. Approximately \$3.7 million represented unexpended operating appropriations, most of which represent salary and retirement appropriations due to the high level of vacant positions in public safety and public works throughout the year.

### **CAPITAL ASSET AND DEBT ADMINISTRATION**

**Capital Assets:** The Lafayette Consolidated Government's investment in capital assets for its governmental and business-type activities as of October 31, 2008, amounts to \$1,119.8 million (net of accumulated depreciation). This investment in capital assets includes land, buildings and improvements, machinery and equipment, parking facilities, electric, water, wastewater, and fiber optic utility facilities, roads, highways, bridges, and drainage systems. The net increase in the LCG's investment in capital assets for the current fiscal year was \$70 million, or 6.7%.

TABLE 3  
LAFAYETTE CITY-PARISH CONSOLIDATED GOVERNMENT  
CAPITAL ASSETS  
(NET OF DEPRECIATION)  
October 31, 2008 and 2007  
(in millions)

	Governmental Activities		Business-Type Activities		Total	
	2008	2007	2008	2007	2008	2007
Land	\$ 31.4	\$ 31.1	\$ 15.7	\$ 15.5	\$ 47.1	\$ 46.6
Land improvements	0.3	0.2	-	-	0.3	0.2
Buildings and improvements	67.8	70.2	0.1	0.1	67.9	70.3
Equipment	23.9	19.6	16.8	1.6	40.7	21.2
Infrastructure	320.8	275.8	-	-	320.8	275.8
Utility plant and equipment	-	-	504.7	469.2	504.7	469.2
Utility plant and acquisition adjustments	-	-	17.0	17.8	17.0	17.8
Construction in progress	71.9	98.6	49.4	50.1	121.3	148.7
Total	<u>\$ 516.1</u>	<u>\$ 495.5</u>	<u>\$ 603.7</u>	<u>\$ 554.3</u>	<u>\$ 1,119.8</u>	<u>\$ 1,049.8</u>

Major capital asset events during the current fiscal year included the following:

- Acquisition of 2 unit trains of aluminum rail cars for the transportation of coal to generate electricity.
- Various improvements and upgrades to the electric plant, water system, and to wastewater treatment plants.
- Major construction of city wide fiber optic network system and buildings.
- Substantial completion and/or construction of several major road improvements and extensions, such as Eraste Landry Rd Extension, Camellia Blvd Extension, Louisiana Avenue Extension, Rue de Belier Extension, Doc Duhon/Robley Extension, and South Domingue Extension.
- Completion of various other street, drainage and recreation and parks improvements
- Substantial construction on the new South Library facility.
- Various drainage improvements including Steiner Road and Ile des Cannes laterals.

Additional information on the LCG's capital assets can be found in Note 6 of this report.



**Long-Term Debt:** At the end of the current fiscal year, the LCG had total bonded debt outstanding of \$767.8 million. Of this amount, \$48.9 million comprises debt backed by the full faith and credit of the Lafayette Parish government. The remainder of the debt represents bonds secured solely by specified revenue sources such as the Utilities System revenues, Communications System revenues and the 2% City sales tax revenues. There are no general obligation bonds outstanding for the City of Lafayette at the end of the fiscal year.

TABLE 4  
LAFAYETTE CITY-PARISH CONSOLIDATED GOVERNMENT  
SUMMARY OF OUTSTANDING DEBT AT YEAR-END  
October 31, 2008 and 2007  
(in millions)

	Governmental Activities		Business-Type Activities		Total	
	2008	2007	2008	2007	2008	2007
Claims payable	\$ 15.8	\$ 9.2	\$ -	\$ -	\$ 15.8	\$ 9.2
Compensated absences	11.4	10.2	4.9	4.7	16.3	14.9
Capital leases	0.1	0.1	-	-	0.1	0.1
OPEB payable	1.0	-	-	-	1.0	-
Parish general obligation bonds	47.8	49.1	-	-	47.8	49.1
Parish certificates of indebtedness	1.1	1.2	-	-	1.1	1.2
City sales tax revenue bonds	277.5	294.7	-	-	277.5	294.7
Taxable refunding bonds	43.2	44.5	-	-	43.2	44.5
Utilities revenue bonds	-	-	197.9	199.1	197.9	199.1
Communications System revenue bonds	-	-	114.0	114.1	114.0	114.1
Lafayette Public Power Authority revenue bonds	-	-	86.3	61.8	86.3	61.8
<b>Total</b>	<u>\$ 397.9</u>	<u>\$ 409.0</u>	<u>\$ 403.1</u>	<u>\$ 379.7</u>	<u>\$ 801.0</u>	<u>\$ 788.7</u>

The Lafayette Consolidated Government's total debt increased during the year by \$12.3 million. This is the net result of issuing new LPPA debt and scheduled principal payments on bonded debt.

During 2008, the Lafayette Public Power Authority (LPPA) issued \$34,045,000 of LPPA revenue Bonds, Series 2007, dated December 5, 2007 to purchase 246 aluminum rail cars and fund its 50% share of various other improvements at the Rodemacher II Power Station.

As of October 31, 2008, LCG bonds are rated by two of the major rating services as follows:

	<u>Underlying Ratings</u>		<u>Insured Ratings</u>	
	<u>Moody's Investors Service</u>	<u>Standard and Poor's</u>	<u>Moody's Investors Service</u>	<u>Standard and Poor's</u>
City of Lafayette Sales Tax Revenue Bonds 1961 and 1985 Taxes	A1	AA-	Aaa	AAA
Lafayette Parish General Obligation Bonds	Aa3	AA-	Aaa	AAA
City of Lafayette Utilities System Revenue Bonds	A1	A	Aaa	AAA
Lafayette Public Power Authority Revenue Bonds	A1	A	Aaa	AAA
City of Lafayette Communications System Revenue Bonds	A2	A-	Aaa	AAA

Most of the Government's bond ratings were reviewed by the two rating agencies above during 2007.

Computation of the legal debt margin for general obligation bonds is as follows:

**Governing Authority: City of Lafayette, Louisiana**

Ad valorem Taxes:

Assessed Valuation, 2007 tax roll (FY 2008) \$ 902,868,405

Debt Limit: 10% of Assessed Valuation (for any one purpose) \$ 90,286,841

Debt Limit: 35% of Assessed Valuation (aggregate, all purposes) \$ 316,003,942

There are no outstanding bonds secured by ad valorem taxes of the City of Lafayette at this time.

**Governing Authority: Parish of Lafayette, Louisiana**

Ad valorem Taxes:

Assessed Valuation, 2007 tax roll (FY 2008) \$1,470,636,507

Debt Limit: 10% of Assessed Valuation (for any one purpose) \$ 147,063,651

Debt outstanding \$ 47,800,000

The Louisiana Revised Statutes limit the City's bonded debt for any one purpose to 10% of the assessed valuation, including homestead exemption property, and 35% for all purposes. The Parish bonded debt is limited to 10% of the assessed valuation of the taxable property for any one purpose.

## **ECONOMIC FACTORS AND NEXT YEAR'S BUDGET AND RATES**

Many factors were considered when preparing the fiscal year 2009 budget. One of those factors is the Lafayette economy. With reassessment, the 2008 assessed valuation for the City of Lafayette increased 25% and the Parish of Lafayette experienced a 30% increase compared to 2007. The Lafayette MSA unemployment rate in April 2008 was 2.4% compared to a State level of 3.2% and a National rate of 4.8%. Per capita income has steadily risen increasing to \$40,898 in 2007, exceeding both the State and National levels. Lafayette Parish did not experience extensive damages by Hurricanes Katrina and Rita in 2005, and instead has experienced significant positive improvements in its economy due to the many evacuees settling in the Lafayette area and driving up retail sales, services, and housing sales.

The City's 2% general sales and use tax and the Parish's 1% general sales and use tax are major revenue sources to the General Fund, making up 31% of revenues. The historical trend for the City sales tax has been positive and resulted in a 2.3% increase for fiscal year 2008 following a 1.6% increase in 2007. The FY 2009 budget was prepared with a zero growth assumption. However, for the period of November 2008 through April 2009, we have realized a 1% decrease over the same period in the previous year. The average annual increase over the past five years has been 5.8%. The Parish sales tax increased 10.6% in 2008 following a 3.6% decrease in 2007. The decrease for the first six months of FY 2009 compared to the same period in FY 2008 is about 8%. The FY 2009 budget includes a projected decrease of 8%. The average annual increase over the last five years for the Parish sales tax is 10%.

Another major revenue source to the City General Fund is the Utilities System's payment in-lieu-of-tax (ILOT), which makes up 22% of the City General Fund's revenues. The ILOT for fiscal year 2008 was \$18.7 million and is projected at \$19 million for the 2009 budget.

Amounts available for appropriation in the General Fund FY 2009 budget are \$100 million, an increase of 15% over the final 2008 budget of \$89 million. Leading the increase in revenues are property taxes, sales taxes and ILOT as discussed above. The major components of the increase in appropriations were the implementation of a new pay plan at a cost of \$6.5 million, along with \$3.1 million budgeted for the settlement of a long-standing lawsuit regarding fire and police pay. Other appropriations increased for contractual services, uninsured losses, increased library services, and public street lighting cost.

The FY 2009 budget estimates that the LCG's budgetary General Fund balance is expected to decrease by \$8 million by the close of 2009.

As for business-type activities, revenue increases are anticipated due to moderate growth in retail electric, water, and wastewater sales. Fuel and purchase power costs for the electric system are also included at a 37% increase compared to the previous year. The Utilities System continues its capital program to improve and construct electric production and substation facilities, water distribution, and wastewater collection improvements. Also, the 2009 budget reflects our new communications business enterprise construction and the beginning of its operations.


## **REQUESTS FOR INFORMATION**

This financial report is designed to provide a general overview of the finances of the Lafayette City-Parish Consolidated Government and to demonstrate accountability for monies received. Questions concerning any of the information provided in this report or requests for additional information should be addressed to the Lafayette Consolidated Government, Office of Finance and Management, P.O. Box 4017-C, Lafayette, Louisiana, 70502.

LAFAYETTE  
CONSOLIDATED  

---


GOVERNMENT



**This page intentionally left blank.**

## **BASIC FINANCIAL STATEMENTS**


LAFAYETTE  
CONSOLIDATED  
GOVERNMENT



**This page intentionally left blank.**

**GOVERNMENT-WIDE  
FINANCIAL STATEMENTS (GWFS)**

LAFAYETTE  
CONSOLIDATED  
GOVERNMENT



**This page intentionally left blank.**



## LAFAYETTE CITY-PARISH CONSOLIDATED GOVERNMENT

Lafayette, Louisiana

## Statement of Net Assets

October 31, 2008

	Primary Government			Component Units
	Governmental Activities	Business-type Activities	Total	
<b>ASSETS</b>				
Cash and interest-bearing deposits	\$ 7,290,733	\$ 9,469,054	\$ 16,759,787	\$ 50,123,987
Investments	225,911,633	18,190,205	244,101,838	18,969,842
Accounts receivable, net	1,619,210	26,028,067	27,647,277	3,358,311
Loans receivable, net	3,398,374	-	3,398,374	-
Taxes receivable	-	-	-	1,058,570
Assessments receivable	800,567	-	800,567	-
Accrued interest receivable	2,437,540	2,541	2,440,081	156,247
Internal balances	(135,893)	135,893	-	-
Due from primary government	-	-	-	1,505,609
Due from component units	138,651	-	138,651	-
Due from other governmental agencies	19,446,225	3,670,730	23,116,955	4,191,917
Due from external parties	11,069	-	11,069	49,163
Other receivables	-	269	269	442,092
Inventories, net	424,902	21,344,377	21,769,279	188,810
Prepaid items	88,775	464,652	553,427	357,387
Other assets	-	-	-	15,240
Restricted assets:				
Cash	-	18,933,208	18,933,208	59,298,426
Investments	-	239,699,071	239,699,071	-
Receivables	-	1,417,629	1,417,629	235,149
Deferred debits	3,539,331	7,909,705	11,449,036	76,656
Capital assets:				
Non-depreciable	103,280,356	15,813,564	119,093,920	16,536,960
Depreciable, net	412,804,887	587,882,942	1,000,687,829	74,223,264
Total assets	<u>\$ 781,056,360</u>	<u>\$ 950,961,907</u>	<u>\$ 1,732,018,267</u>	<u>\$ 230,787,630</u>
<b>LIABILITIES</b>				
Cash overdraft	\$ -	\$ -	\$ -	\$ 3,205,117
Accounts payable	11,578,905	26,068,409	37,647,314	1,467,126
Accrued liabilities	5,103,293	6,342,874	11,446,167	779,529
Retainage payable	2,297,098	1,782,971	4,080,069	-
Other payables	288,617	-	288,617	292,557
Due to primary government	-	-	-	29,452
Due to component units	1,505,609	-	1,505,609	-
Due to other governmental agencies	2,954,628	-	2,954,628	15,099
Deferred revenue	388,291	136,123	524,414	2,705,693
Accrued interest payable	1,495,852	2,590,317	4,086,169	-
Customer deposits	-	6,175,683	6,175,683	117,794
Long-term liabilities:				
Portion due or payable within one year	31,402,181	12,122,912	43,525,093	3,665,393
Portion due or payable after one year	366,484,082	391,009,976	757,494,058	68,774,042
Total liabilities	<u>\$ 423,498,556</u>	<u>\$ 446,229,265</u>	<u>\$ 869,727,821</u>	<u>\$ 81,051,802</u>
<b>NET ASSETS</b>				
Invested in capital assets, net of related debt	\$ 242,136,030	\$ 303,670,167	545,806,197	\$ 77,953,362
Restricted for:				
Capital projects	42,353,714	-	42,353,714	3,840,799
Debt service	46,446,635	156,678,317	203,124,952	2,647,575
Other	32,267,392	-	32,267,392	493,517
Unrestricted	(5,645,967)	44,384,158	38,738,191	64,800,575
Total net assets	<u>\$ 357,557,804</u>	<u>\$ 504,732,642</u>	<u>\$ 862,290,446</u>	<u>\$ 149,735,828</u>
Total liabilities and net assets	<u>\$ 781,056,360</u>	<u>\$ 950,961,907</u>	<u>\$ 1,732,018,267</u>	<u>\$ 230,787,630</u>

The accompanying notes are an integral part of the basic financial statements.

LAFAYETTE CITY-PARISH CONSOLIDATED GOVERNMENT  
Lafayette, Louisiana


Statement of Activities  
For the Year Ended October 31, 2008

Function/Program	Expenses	Program Revenues			Net (Expense) Revenue and Changes in Net Assets			Component Units
		Fees, Fines and Charges for Services	Operating Grants and Contributions	Capital Grants and Contributions	Primary Government			
					Governmental Activities	Business-Type Activities	Total	
Primary government:								
Governmental activities -								
General government	\$ 36,093,872	\$ 9,089,414	\$ 2,370,836	\$ 481,983	\$ (24,151,639)	\$ -	\$ (24,151,639)	\$ -
Public safety	53,875,857	4,238,718	685,642	117,323	(48,834,174)	-	(48,834,174)	-
Traffic and transportation	7,323,616	349,102	1,791,670	237,026	(4,945,818)	-	(4,945,818)	-
Streets and drainage	22,339,109	-	3,957,571	198,930	(18,182,608)	-	(18,182,608)	-
Urban redevelopment and housing	1,648,716	-	920,060	-	(728,656)	-	(728,656)	-
Culture and recreation	19,291,972	5,343,605	-	97,191	(13,851,176)	-	(13,851,176)	-
Health and welfare	1,781,133	-	192,559	-	(1,588,574)	-	(1,588,574)	-
Economic opportunity	1,591,041	-	1,711,350	-	120,309	-	120,309	-
Economic development and assistance	1,376,096	-	1,182,538	-	(193,558)	-	(193,558)	-
Conservation of natural resources	93,951	-	-	-	(93,951)	-	(93,951)	-
Intergovernmental	2,116,172	-	-	-	(2,116,172)	-	(2,116,172)	-
Unallocated depreciation	13,427,286	-	-	-	(13,427,286)	-	(13,427,286)	-
Interest on long-term debt	18,187,550	-	-	-	(18,187,550)	-	(18,187,550)	-
Total governmental activities	<u>179,146,371</u>	<u>19,020,839</u>	<u>12,812,226</u>	<u>1,132,453</u>	<u>(146,180,853)</u>	<u>-</u>	<u>(146,180,853)</u>	<u>-</u>
Business-type activities -								
Electric	182,389,052	195,632,302	3,592,951	64,980	-	16,901,181	16,901,181	-
Water	13,758,144	14,279,648	-	278,279	-	799,783	799,783	-
Sewer	19,940,160	22,021,431	-	1,118,571	-	3,199,842	3,199,842	-
Coal-fired electric plant	57,595,718	61,874,524	-	-	-	4,278,806	4,278,806	-
Animal shelter control program	951,806	251,163	-	95,653	-	(604,990)	(604,990)	-
Solid waste collection services	9,607,563	10,057,527	-	-	-	449,964	449,964	-
Communications system	9,246,904	2,120,277	77,779	-	-	(7,048,848)	(7,048,848)	-
Total business-type activities	<u>293,489,347</u>	<u>306,236,872</u>	<u>3,670,730</u>	<u>1,557,483</u>	<u>-</u>	<u>17,975,738</u>	<u>17,975,738</u>	<u>-</u>
Total primary government	<u>472,635,718</u>	<u>325,257,711</u>	<u>16,482,956</u>	<u>2,689,936</u>	<u>(146,180,853)</u>	<u>17,975,738</u>	<u>(128,205,115)</u>	<u>-</u>
Component units	<u>\$ 56,409,335</u>	<u>\$ 37,427,081</u>	<u>\$ 6,257,919</u>	<u>\$ 1,856,835</u>	<u>\$ -</u>	<u>\$ -</u>	<u>\$ -</u>	<u>\$ (10,867,500)</u>
General revenues:								
Taxes -								
Property					47,645,233	-	47,645,233	5,190,263
Sales					78,488,919	-	78,488,919	-
Occupational					1,954,728	-	1,954,728	-
Insurance premium					667,219	-	667,219	-
Franchise fees					2,523,909	-	2,523,909	-
Interest and penalties - delinquent taxes					160,744	-	160,744	-
Other					72,497	-	72,497	2,630,951
Grants and contributions not restricted to specific programs					3,974,948	-	3,974,948	526,093
Investment earnings					10,972,556	11,872,950	22,845,506	4,903,375
Gain (loss) on sale of capital assets					1,324,372	4,448,182	5,772,554	13,240
Miscellaneous					2,303,434	186,413	2,489,847	979,021
Transfers					18,021,524	(18,021,524)	-	-
Total general revenues and transfers					<u>168,110,083</u>	<u>(1,513,979)</u>	<u>166,596,104</u>	<u>14,242,943</u>
Changes in net assets					21,929,230	16,461,759	38,390,989	3,375,443
Net assets, beginning					<u>335,628,574</u>	<u>488,270,883</u>	<u>823,899,457</u>	<u>146,360,385</u>
Net assets, ending					<u>\$ 357,557,804</u>	<u>\$ 504,732,642</u>	<u>\$ 862,290,446</u>	<u>\$ 149,735,828</u>

The accompanying notes are an integral part of the basic financial statements.

**FUND FINANCIAL STATEMENTS (FFS)**

LAFAYETTE  
CONSOLIDATED  
GOVERNMENT



**This page intentionally left blank.**

LAFAYETTE CITY-PARISH CONSOLIDATED GOVERNMENT  
Lafayette, Louisiana

Balance Sheet - Governmental Funds  
October 31, 2008

	General	1961 Sales Tax Trust	1985 Sales Tax Trust	Sales Tax Capital Improvements	Other Governmental Funds	Total Governmental Funds
<b>ASSETS</b>						
Cash	\$ 2,078,094	\$ 389	\$ -	\$ 1,562,262	\$ 6,439,361	\$ 10,080,106
Investments	38,388,551	-	-	28,920,177	142,298,920	209,607,648
Accounts receivable, net	636,627	-	-	-	385,967	1,022,594
Loans receivable	-	-	-	-	3,787,985	3,787,985
Allowance for doubtful accounts	-	-	-	-	(389,611)	(389,611)
Assessments receivable:	-	-	-	-	800,567	800,567
Accrued interest receivable	407,146	-	-	311,056	1,543,977	2,262,179
Due from other funds	2,346,254	64,197	39,684	3,952,294	3,882,886	10,285,315
Due from component units	138,651	-	-	-	-	138,651
Due from other governmental agencies	781,207	3,203,539	2,782,275	98,271	6,112,936	12,978,228
Inventories, at cost	-	-	-	-	35,278	35,278
Prepaid items	-	-	-	-	13,115	13,115
<b>Total assets</b>	<b><u>\$44,776,530</u></b>	<b><u>\$3,268,125</u></b>	<b><u>\$2,821,959</u></b>	<b><u>\$34,844,060</u></b>	<b><u>\$164,911,381</u></b>	<b><u>\$250,622,055</u></b>
<b>LIABILITIES AND FUND BALANCES</b>						
<b>Liabilities:</b>						
Cash overdraft	\$ -	\$ -	\$ -	\$ -	\$ 3,242,282	\$ 3,242,282
Accounts payable	768,862	22,127	20,354	1,148,175	8,675,955	10,635,473
Accrued salaries and benefits	1,560,661	-	-	62,204	484,858	2,107,723
Accrued liabilities	2,932,510	-	-	-	-	2,932,510
Retainage payable	-	-	-	199,885	2,097,213	2,297,098
Other payables	213,975	-	-	-	74,642	288,617
Due to other funds	3,584,335	3,245,998	2,801,605	5,573	1,964,902	11,602,413
Due to component units	1,505,609	-	-	-	-	1,505,609
Due to other governmental agencies	244,996	-	-	-	2,709,632	2,954,628
Deferred revenue	14,962	-	-	166,263	207,066	388,291
<b>Total liabilities</b>	<b><u>\$10,825,910</u></b>	<b><u>\$3,268,125</u></b>	<b><u>\$2,821,959</u></b>	<b><u>\$ 1,582,100</u></b>	<b><u>\$ 19,456,550</u></b>	<b><u>\$ 37,954,644</u></b>
<b>Fund balances:</b>						
<b>Reserved for -</b>						
Encumbrances	\$ -	\$ -	\$ -	\$ 8,642,220	\$ 16,145,046	\$ 24,787,266
Debt service	-	-	-	-	45,370,367	45,370,367
Prepaid items	-	-	-	-	13,115	13,115
Housing	-	-	-	-	5,796,613	5,796,613
Noncurrent receivable	-	-	-	-	109,113	109,113
<b>Designated for -</b>						
Subsequent year's expenditures	10,022,390	-	-	6,998,975	2,077,648	19,099,013
Contingencies	10,500,000	-	-	-	-	10,500,000
Capital expenditures	-	-	-	14,811,128	49,120,128	63,931,256
Unreserved, undesignated	13,428,230	-	-	-	-	13,428,230
<b>Unreserved, undesignated, reported in -</b>						
Special Revenue Funds	-	-	-	-	22,020,416	22,020,416
Debt Service Funds	-	-	-	-	802,321	802,321
Capital Projects Funds	-	-	-	2,809,637	4,000,064	6,809,701
<b>Total fund balances</b>	<b><u>\$33,950,620</u></b>	<b><u>\$ -</u></b>	<b><u>\$ -</u></b>	<b><u>\$33,261,960</u></b>	<b><u>\$145,454,831</u></b>	<b><u>\$212,667,411</u></b>
<b>Total liabilities and fund balances</b>	<b><u>\$44,776,530</u></b>	<b><u>\$3,268,125</u></b>	<b><u>\$2,821,959</u></b>	<b><u>\$34,844,060</u></b>	<b><u>\$164,911,381</u></b>	<b><u>\$250,622,055</u></b>

The accompanying notes are an integral part of the basic financial statements.

LAFAYETTE CITY-PARISH CONSOLIDATED GOVERNMENT  
Lafayette, Louisiana

Reconciliation of the Governmental Funds Balance Sheet  
to the Statement of Net Assets  
October 31, 2008

Total fund balances for governmental funds at October 31, 2008		\$ 212,667,411
Total net assets reported for governmental activities in the statement of net assets is different because:		
Capital assets used in governmental activities are not financial resources and, therefore, are not reported in the funds. Those assets consist of:		
Land	\$ 31,348,393	
Construction in progress	71,931,963	
Land improvements, net of \$20,207 accumulated depreciation	329,029	
Buildings and improvements, net of \$65,754,235 accumulated depreciation	67,596,924	
Vehicles, net of \$25,659,173 accumulated depreciation	16,392,351	
Movables, net of \$16,563,291 accumulated depreciation	7,233,527	
Infrastructure, net of \$193,571,851 accumulated depreciation	<u>320,741,734</u>	515,573,921
Long-term liabilities, including bonds payable, are not due and payable in the current period and, therefore, are not reported in the governmental funds.		
Long-term liabilities at October 31, 2008:		
Bonds and certificates of indebtedness payable	(369,627,176)	
Claims payable	(4,567,490)	
Compensated absences payable	(11,158,911)	
Accrued interest payable	<u>(1,495,852)</u>	(386,849,429)
Internal service funds are used by management to charge the costs of certain activities to individual funds. The assets and liabilities of internal service funds are included in governmental activities in the statement of net assets.		
		6,218,357
Some revenues were not considered measurable at year end and, therefore, are not available soon enough to pay for current period expenditures		
		6,408,213
Bond issue costs which are reported as expenditures in the year incurred in the governmental funds are deferred and amortized in the statement of activities.		
Bond issue costs, net of accumulated amortization		<u>3,539,331</u>
Total net assets of governmental activities at October 31, 2008		<u>\$ 357,557,804</u>

The accompanying notes are an integral part of the basic financial statements.

LAFAYETTE CITY-PARISH CONSOLIDATED GOVERNMENT  
Lafayette, Louisiana

Statement of Revenues, Expenditures, and Changes in Fund Balances - Governmental Funds  
For the Year Ended October 31, 2008

	1961 Sales Tax Trust	1985 Sales Tax Trust	Sales Tax Capital Improvements	Other Governmental Funds	Total Governmental Funds
General	Trust	Trust	Improvements	Funds	Funds
<b>Revenues:</b>					
Taxes -					
Ad valorem	\$ 16,765,019	\$ -	\$ -	\$ 30,880,214	\$ 47,645,233
Sales and use	6,966,247	38,057,298	-	343,076	78,392,034
Utility System payments in lieu of taxes	18,799,006	-	-	-	18,799,006
Other	3,424,369	-	-	-	3,424,369
Licenses and permits	2,559,198	-	-	2,210,638	4,769,836
Intergovernmental -					
Federal grants	371,295	-	248,819	11,223,012	11,843,126
State funds:					
Grants	-	-	11,918	730,895	742,813
Parish transportation funds	-	-	-	1,643,086	1,643,086
State shared revenue	1,205,709	-	-	1,126,153	2,331,862
Other	162,812	-	-	1,195,928	1,358,740
Charges for services	5,952,716	-	-	6,965,286	12,918,002
Fines and forfeits	2,733,565	-	-	554,164	3,287,729
Investment earnings	1,656,570	44,948	39,041	7,199,974	10,154,644
Miscellaneous	1,130,344	-	-	79,580	1,097,102
<b>Total revenues</b>	<b>61,726,850</b>	<b>38,102,246</b>	<b>33,064,454</b>	<b>65,169,528</b>	<b>199,617,506</b>
<b>Expenditures:</b>					
Current -					
General government	23,851,937	306,020	284,034	1,330,370	8,892,892
Public safety	38,915,074	-	-	1,301,282	6,290,157
Traffic and transportation	2,049,879	-	-	529,025	3,933,183
Streets and drainage	8,925,332	-	-	3,476,287	9,108,709
Urban redevelopment and housing	468,801	-	-	-	1,126,023
Culture and recreation	482,638	-	-	713,350	16,503,225
Health and welfare	17,472	-	-	-	1,694,999
Economic opportunity	-	-	-	-	1,577,660
Economic development and assistance	19,051	-	-	-	1,198,625
Conservation of natural resources	93,951	-	-	-	93,951
Debt service -					
Principal retirement	1,240,000	-	-	-	18,525,000
Interest and fiscal charges	3,600,740	-	-	-	18,939,967
Capital outlay	-	-	-	11,433,761	29,028,148
<b>Total expenditures</b>	<b>79,664,875</b>	<b>306,020</b>	<b>284,034</b>	<b>18,784,075</b>	<b>116,818,588</b>
<b>Excess (deficiency) of revenues over expenditures</b>	<b>(17,938,025)</b>	<b>37,796,226</b>	<b>32,780,420</b>	<b>(17,229,647)</b>	<b>(51,649,060)</b>
<b>Other financing sources (uses):</b>					
Transfers in	35,336,316	607,459	484,774	18,619,712	41,975,410
Transfers out	(15,649,041)	(38,403,685)	(33,265,194)	(49,458)	(10,437,367)
Transfers from component units	94,008	-	-	-	32,117
Transfers to component units	(2,204,105)	-	-	-	(38,192)
Sale of capital assets	1,324,372	-	-	-	-
<b>Total other financing sources (uses)</b>	<b>18,901,550</b>	<b>(37,796,226)</b>	<b>(32,780,420)</b>	<b>18,570,254</b>	<b>31,531,968</b>
<b>Net change in fund balances</b>	<b>963,525</b>	<b>-</b>	<b>-</b>	<b>1,340,607</b>	<b>(20,117,092)</b>
Fund balances, beginning	32,987,095	-	-	31,921,353	165,571,923
Fund balances, ending	<b>\$ 33,950,620</b>	<b>\$ -</b>	<b>\$ -</b>	<b>\$ 33,261,960</b>	<b>\$ 145,454,831</b>

The accompanying notes are an integral part of the basic financial statements.


LAFAYETTE CITY-PARISH CONSOLIDATED GOVERNMENT  
Lafayette, Louisiana

Reconciliation of the Statement of Revenues, Expenditures, and  
Changes in Fund Balances of Governmental Funds  
to the Statement of Activities  
For the Year Ended October 31, 2008

Total net changes in fund balances at October 31, 2008 per statement of revenues, expenditures and changes in fund balances		\$(17,812,960)
The change in net assets reported for governmental activities in the statement of activities is different because:		
Governmental funds report capital outlays as expenditures. However, in the statement of activities, the cost of those assets is allocated over their estimated useful lives and reported as depreciation expense.		
Capital outlay and equipment purchases which are considered expenditures on the statement of revenues, expenditures and changes in fund balances	\$41,364,280	
Depreciation expense for the year ended October 31, 2008	<u>(20,798,522)</u>	20,565,758
Because some revenues are not considered measurable at year end, they are not considered "available" revenues in the governmental funds.		
Sales taxes		96,743
Bond proceeds are reported as financing sources in governmental funds and thus contribute to the change in fund balance. In the statement of net assets, however, issuing debt increases long-term liabilities and does not affect the statement of activities. Similarly, repayment of principal and transfer to paying agent are expenditures in the governmental funds but reduce the liability in the statement of activities.		
Principal payments		19,765,000
Governmental funds report the effect of issuance costs, premiums, discounts, and similar items when debt is first issued, whereas these amounts are deferred and amortized in the statement of activities.		
Bond issue costs amortized	(348,599)	
Net bond premium, discount amortized	664,451	
Loss on refunding amortized	<u>(537,475)</u>	(221,623)
Bond interest payments due in the next fiscal year were paid, resulting in an outflow of current financial resources, however they are not reported as an expense in the statement of activities		
		4,574,780
Some expenses reported in the statement of activities do not require the use of current financial resources and, therefore, are not reported as expenditures in governmental funds.		
Compensated absences	(1,226,526)	
Claims	<u>(4,567,490)</u>	(5,794,016)
Internal service funds are used by management to charge the costs of certain activities to individual funds. The net revenue (expense) of the internal service funds is reported with governmental activities		
		<u>755,548</u>
Total changes in net assets at October 31, 2008 per statement of activities		<u>\$ 21,929,230</u>

The accompanying notes are an integral part of the basic financial statements.





**This page intentionally left blank.**

LAFAYETTE CITY-PARISH CONSOLIDATED GOVERNMENT  
Lafayette, Louisiana

Statement of Assets - Proprietary Funds  
October 31, 2008

	Business -Type Activities - Enterprise Funds					Governmental Activities Internal Service Funds
	Utilities System	Communications System	Lafayette Public Power Authority	Other Enterprise Funds	Total	
<b>ASSETS</b>						
<b>CURRENT ASSETS</b>						
Cash	\$ 1,274,569	\$ 364,735	\$ 8,972,357	\$ 10,875	\$ 10,622,536	\$ 881,381
Investments	13,400,000	4,598,125	-	192,080	18,190,205	16,303,985
Accounts receivable, net	24,547,596	-	11,719	1,468,752	26,028,067	596,616
Note receivable	295,784	-	-	-	295,784	-
Accrued interest receivable	-	475	-	2,066	2,541	175,361
Due from other funds	3,373,275	439,277	-	758,823	4,571,375	410
Due from other governmental agencies	3,592,951	77,779	-	-	3,670,730	-
Other	-	269	-	-	269	-
Inventories, net	4,304,666	734,054	16,305,657	-	21,344,377	389,624
Prepaid items	464,652	-	-	-	464,652	75,660
Total current assets	<u>51,253,493</u>	<u>6,214,714</u>	<u>25,289,733</u>	<u>2,432,596</u>	<u>85,190,536</u>	<u>18,423,037</u>
<b>NONCURRENT ASSETS</b>						
Restricted assets:						
Cash	879,644	561,942	17,491,622	-	18,933,208	-
Investments	116,886,208	86,974,909	35,837,954	-	239,699,071	-
Receivables	625,408	576,381	215,840	-	1,417,629	-
Total restricted assets	<u>118,391,260</u>	<u>88,113,232</u>	<u>53,545,416</u>	<u>-</u>	<u>260,049,908</u>	<u>-</u>
<b>CAPITAL ASSETS</b>						
Land	11,734,011	589,550	201,964	3,147,688	15,673,213	-
Buildings and site improvements, net	-	-	-	140,351	140,351	196,380
Equipment, net	-	-	15,740,757	1,016,098	16,756,855	314,942
Utility plant and equipment, net	469,839,611	6,781,286	28,122,297	-	504,743,194	-
Utility plant acquisition adjustments, net	16,994,655	-	-	-	16,994,655	-
Construction in process	13,016,723	29,894,043	6,477,472	-	49,388,238	-
Total capital assets	<u>511,585,000</u>	<u>37,264,879</u>	<u>50,542,490</u>	<u>4,304,137</u>	<u>603,696,506</u>	<u>511,322</u>
<b>OTHER ASSETS</b>						
Note receivable	<u>11,303,958</u>	<u>-</u>	<u>-</u>	<u>-</u>	<u>11,303,958</u>	<u>-</u>
<b>DEFERRED DEBITS</b>						
	<u>2,664,684</u>	<u>4,168,559</u>	<u>1,076,462</u>	<u>-</u>	<u>7,909,705</u>	<u>-</u>
Total assets	<u>\$ 695,198,395</u>	<u>\$ 135,761,384</u>	<u>\$ 130,454,101</u>	<u>\$ 6,736,733</u>	<u>\$ 968,150,613</u>	<u>\$ 18,934,359</u>

The accompanying notes are an integral part of the basic financial statements.

	Business -Type Activities - Enterprise Funds					Governmental
	Utilities System	Communications System	Lafayette Public Power Authority	Other Enterprise Funds	Total	Activities Internal Service Funds
<b>LIABILITIES</b>						
<b>CURRENT LIABILITIES (payable from current assets)</b>						
Cash overdraft	\$ -	\$ -	\$ -	\$ 1,153,482	\$ 1,153,482	\$ 428,472
Accounts payable	16,192,772	9,176,204	-	699,433	26,068,409	883,648
Accrued liabilities	2,398,674	158,935	3,744,330	40,935	6,342,874	58,967
Retainage payable	1,505,025	277,946	-	-	1,782,971	-
Note payable	-	295,784	-	-	295,784	-
Other payables	-	-	-	-	-	4,093
Deferred revenue	-	-	-	136,123	136,123	-
Due to other funds	1,080,563	889,318	1,273,737	-	3,243,618	-
Unpaid claims liability	-	-	-	-	-	5,441,050
Capital lease payable	-	-	-	-	-	19,962
Accrued compensated absences	959,545	-	-	63,367	1,022,912	126,913
Other employee benefits payable	-	-	-	-	-	959,824
<b>Total</b>	<b>22,136,579</b>	<b>10,798,187</b>	<b>5,018,067</b>	<b>2,093,340</b>	<b>40,046,173</b>	<b>7,922,929</b>
<b>CURRENT LIABILITIES (payable from restricted assets)</b>						
Revenue bonds payable	-	-	11,100,000	-	11,100,000	-
Interest coupons payable	-	511,584	2,078,733	-	2,590,317	-
Customers' deposits	6,175,683	-	-	-	6,175,683	-
<b>Total</b>	<b>6,175,683</b>	<b>511,584</b>	<b>13,178,733</b>	<b>-</b>	<b>19,866,000</b>	<b>-</b>
<b>Total current liabilities</b>	<b>28,312,262</b>	<b>11,309,771</b>	<b>18,196,800</b>	<b>2,093,340</b>	<b>59,912,173</b>	<b>7,922,929</b>
<b>NONCURRENT LIABILITIES</b>						
Revenue bonds payable	197,950,013	114,010,271	79,204,648	-	391,164,932	-
Unamortized loss on bond refunding	-	-	(4,051,477)	-	(4,051,477)	-
Note payable - interfund loan	-	11,303,958	-	-	11,303,958	-
Claims payable	-	-	-	-	-	5,789,648
Capital lease payable	-	-	-	-	-	42,852
Accrued compensated absences	3,850,321	-	-	46,200	3,896,521	152,437
<b>Total noncurrent liabilities</b>	<b>201,800,334</b>	<b>125,314,229</b>	<b>75,153,171</b>	<b>46,200</b>	<b>402,313,934</b>	<b>5,984,937</b>
<b>Total liabilities</b>	<b>230,112,596</b>	<b>136,624,000</b>	<b>93,349,971</b>	<b>2,139,540</b>	<b>462,226,107</b>	<b>13,907,866</b>
<b>NET ASSETS</b>						
Invested in capital assets, net of related debt	330,391,571	5,687,411	(36,712,952)	4,304,137	303,670,167	511,322
Restricted for:						
Debt service	98,309,972	9,337,404	49,030,941	-	156,678,317	-
Unrestricted	36,384,256	(15,887,431)	24,786,141	293,056	45,576,022	4,515,171
<b>Total net assets (deficit)</b>	<b>465,085,799</b>	<b>(862,616)</b>	<b>37,104,130</b>	<b>4,597,193</b>	<b>505,924,506</b>	<b>5,026,493</b>
<b>Total liabilities and net assets</b>	<b>\$ 695,198,395</b>	<b>\$ 135,761,384</b>	<b>\$ 130,454,101</b>	<b>\$ 6,736,733</b>	<b>\$ 968,150,613</b>	<b>\$ 18,934,359</b>

LAFAYETTE CITY-PARISH CONSOLIDATED GOVERNMENT  
Lafayette, Louisiana

Reconciliation of the Propriety Funds Statement of Net Assets  
to the Statement of Net Assets  
October 31, 2008

Total net assets - enterprise funds at October 31, 2008	\$ 505,924,506
Total net assets reported for business-type activities in the statement of net assets is different because:	
The net assets and liabilities of certain internal service funds are reported with business-type activities	<u>(1,191,864)</u>
Total net assets of business-type activities at October 31, 2008	<u>\$ 504,732,642</u>

The accompanying notes are an integral part of the basic financial statements.

LAFAYETTE CITY-PARISH CONSOLIDATED GOVERNMENT  
Lafayette, Louisiana

Statement of Revenues, Expenses, and Changes in Fund Net Assets - Proprietary Funds  
For the Year Ended October 31, 2008

	Business -Type Activities - Enterprise Funds				Total	Governmental Activities Internal Service Funds
	Utilities System	Communications System	Lafayette Public Power Authority	Other Enterprise Funds		
Operating revenues:						
Charges for services	\$ 226,498,230	\$ 2,115,086	\$ 61,874,524	\$ 10,091,929	\$ 300,579,769	\$ 29,637,175
Miscellaneous	5,435,151	5,191	-	216,761	5,657,103	1,155,575
Total operating revenues	<u>231,933,381</u>	<u>2,120,277</u>	<u>61,874,524</u>	<u>10,308,690</u>	<u>306,236,872</u>	<u>30,792,750</u>
Operating expenses:						
Production, collection and cost of services	145,218,942	2,087,666	48,306,774	9,839,917	205,453,299	30,804,052
Distribution and treatment	18,234,885	-	181,270	-	18,416,155	-
Administrative and general	20,945,528	1,588,747	2,098,170	554,427	25,186,872	-
Transfer to City in lieu of taxes	18,799,006	-	-	-	18,799,006	-
Depreciation and amortization	19,846,867	862,855	3,630,009	177,756	24,517,487	88,617
Total operating expenses	<u>223,045,228</u>	<u>4,539,268</u>	<u>54,216,223</u>	<u>10,572,100</u>	<u>292,372,819</u>	<u>30,892,669</u>
Operating income (loss)	<u>8,888,153</u>	<u>(2,418,991)</u>	<u>7,658,301</u>	<u>(263,410)</u>	<u>13,864,053</u>	<u>(99,919)</u>
Nonoperating revenues (expenses):						
Investment earnings	5,491,046	4,537,199	1,837,078	7,627	11,872,950	825,221
Interest expense	(8,145,616)	(4,629,857)	(3,379,495)	-	(16,154,968)	-
FEMA grant revenue	3,592,951	77,779	-	-	3,670,730	-
Hurricane expenses	(3,658,750)	(77,779)	-	-	(3,736,529)	-
Other, net	12,675	(107)	4,665,022	(42,995)	4,634,595	(3,879)
Total nonoperating revenues (expenses)	<u>(2,707,694)</u>	<u>(92,765)</u>	<u>3,122,605</u>	<u>(35,368)</u>	<u>286,778</u>	<u>821,342</u>
Income (loss) before contributions and transfers	6,180,459	(2,511,756)	10,780,906	(298,778)	14,150,831	721,423
Capital contributions	1,461,830	-	-	95,653	1,557,483	10,088
Transfers in	-	-	-	777,482	777,482	-
Transfers out	-	-	-	-	-	-
Change in net assets	7,642,289	(2,511,756)	10,780,906	574,357	16,485,796	731,511
Net assets, beginning	<u>457,443,510</u>	<u>1,649,140</u>	<u>26,323,224</u>	<u>4,022,836</u>	<u>489,438,710</u>	<u>4,294,982</u>
Net assets (deficit), ending	<u>\$ 465,085,799</u>	<u>\$ (862,616)</u>	<u>\$ 37,104,130</u>	<u>\$ 4,597,193</u>	<u>\$ 505,924,506</u>	<u>\$ 5,026,493</u>

The accompanying notes are an integral part of the basic financial statements.

LAFAYETTE CITY-PARISH CONSOLIDATED GOVERNMENT  
Lafayette, Louisiana

Reconciliation of the Statement of Revenues, Expenses, and  
Changes in Fund Net Assets of Proprietary Funds  
to the Statement of Activities  
For the Year Ended October 31, 2008

Total net changes in fund balances at October 31, 2008 per statement of revenues, expenditures and changes in fund balances	\$ 16,485,796
The change in net assets reported for business-type activities in the statement of activities is different because:	
The net revenue (expense) of certain internal service funds are reported with business-type activities	<u>(24,037)</u>
Total changes in net assets at October 31, 2008 per statement of activities	<u>\$ 16,461,759</u>

The accompanying notes are an integral part of the basic financial statements.

LAFAYETTE CITY-PARISH CONSOLIDATED GOVERNMENT  
Lafayette, Louisiana

Statement of Cash Flows - Proprietary Funds  
For the Year Ended October 31, 2008

	Business -Type Activities - Enterprise Funds					Governmental Activities Internal Service Funds
	Utilities System	Communications System	Lafayette Public Power Authority	Other Enterprise Funds	Total	
<b>CASH FLOWS FROM OPERATING ACTIVITIES</b>						
Receipts from customers	\$222,838,987	\$ 2,193,449	\$ 61,892,733	\$ 10,740,990	\$ 297,666,159	\$ 7,747,179
Receipts from insured	-	-	-	-	-	21,798,742
Payments to suppliers for goods and services	(152,931,930)	(2,460,217)	(58,553,477)	(8,564,525)	(222,510,149)	(8,410,358)
Payments to employees and for employee related costs	(25,005,188)	(1,575,091)	(274,570)	(1,419,712)	(28,274,561)	(1,993,857)
Payments for claims	-	-	-	-	-	(15,282,022)
Internal activity - receipts from (payments to other funds)	(18,799,006)	-	-	(440,042)	(19,239,048)	-
Other receipts (payments)	5,435,151	5,191	2,184,257	216,761	7,841,360	1,155,575
Net cash provided by (used in) operating activities	<u>31,538,014</u>	<u>(1,836,668)</u>	<u>5,248,943</u>	<u>533,472</u>	<u>35,483,761</u>	<u>5,015,259</u>
<b>CASH FLOWS FROM NONCAPITAL FINANCING ACTIVITIES</b>						
Increase (decrease) in cash overdraft	(66,787)	-	-	122,558	55,771	442,849
Increase (decrease) in customer deposits, net of refunds	691,595	-	-	-	691,595	-
Interest paid on customer deposits	(14,347)	-	-	-	(14,347)	-
Cash paid to other funds	(1,694,467)	409,595	-	(865,007)	(2,149,879)	-
Transfers in	-	-	-	777,482	777,482	-
Net cash provided by (used in) noncapital financing activities	<u>(1,084,006)</u>	<u>409,595</u>	<u>-</u>	<u>35,033</u>	<u>(639,378)</u>	<u>442,849</u>
<b>CASH FLOWS FROM CAPITAL AND RELATED FINANCING ACTIVITIES</b>						
Capital contributions from outside parties	1,461,830	-	-	-	1,461,830	-
Proceeds from sale of fixed assets	8,664,744	-	5,663,741	-	14,328,485	-
Principal payments	(951,534)	(100,098)	(10,215,000)	-	(11,266,632)	(18,478)
Proceeds from issuance of bonds	-	9,109,413	33,926,453	-	43,035,866	-
Proceeds from special assessments	263,045	-	-	-	263,045	-
Proceeds from note receivable	64,419	-	-	-	64,419	-
Issuance of note receivable	(9,073,734)	-	-	-	(9,073,734)	-
Interest paid	(13,007,845)	(5,995,503)	(3,404,694)	-	(22,408,042)	-
Bond issuance costs	-	-	(126,978)	-	(126,978)	-
Purchase and construction of fixed assets	(31,221,889)	(28,100,339)	(19,228,202)	(592,475)	(79,142,905)	(121,304)
Net cash provided by (used in) capital and related financing activities	<u>(43,800,964)</u>	<u>(25,086,527)</u>	<u>6,615,320</u>	<u>(592,475)</u>	<u>(62,864,646)</u>	<u>(139,782)</u>
<b>CASH FLOWS FROM INVESTING ACTIVITIES</b>						
Interest earnings	5,428,158	4,537,674	1,701,649	7,552	11,675,033	752,892
Sales (purchases) of investments	16,464,998	45,733,588	(28,635,699)	21,105	33,583,992	(5,270,027)
Other	-	-	69,280	-	69,280	-
Net cash provided by (used in) investing activities	<u>21,893,156</u>	<u>50,271,262</u>	<u>(26,864,770)</u>	<u>28,657</u>	<u>45,328,305</u>	<u>(4,517,135)</u>
Net increase (decrease) in cash and cash equivalents	8,546,200	23,757,662	(15,000,507)	4,687	17,308,042	801,191
Balances, beginning of the year	<u>66,593,133</u>	<u>24,189,509</u>	<u>41,464,486</u>	<u>6,188</u>	<u>132,253,316</u>	<u>80,190</u>
Balances, end of the year	<u>\$ 75,139,333</u>	<u>\$ 47,947,171</u>	<u>\$ 26,463,979</u>	<u>\$ 10,875</u>	<u>\$ 149,561,358</u>	<u>\$ 881,381</u>

(continued)

LAFAYETTE CITY-PARISH CONSOLIDATED GOVERNMENT  
Lafayette, Louisiana

Statement of Cash Flows - Proprietary Funds (Continued)  
For the Year Ended October 31, 2008

	Business -Type Activities - Enterprise Funds					Governmental Activities Internal Service Funds
	Utilities System	Communications System	Lafayette Public Power Authority	Other Enterprise Funds	Total	
<b>RECONCILIATION OF OPERATING INCOME TO</b>						
<b>NET CASH PROVIDED BY OPERATING ACTIVITIES</b>						
Operating income (loss)	\$ 8,888,153	\$ (2,418,991)	\$ 7,658,301	\$ (263,410)	\$ 13,864,053	\$ (99,919)
Adjustments to reconcile operating income (loss) to net cash provided by operating activities:						
Depreciation	19,738,095	862,855	3,630,009	177,756	24,408,715	88,617
Provision for bad debts	151,471	-	-	(4,729)	146,742	-
Other	-	-	2,184,257	-	2,184,257	-
Change in assets and liabilities:						
Receivables	(3,810,714)	78,363	18,209	653,790	(3,060,352)	(91,254)
Due from other governments	-	-	958,514	-	958,514	-
Inventories	1,288,255	(734,054)	(8,969,750)	-	(8,415,549)	(18,031)
Prepaid expenses and clearing accounts	(384,272)	-	-	-	(384,272)	1,794,594
Deferred debits	32,075	(31,092)	-	-	983	-
Accounts and other payables	4,851,088	243,350	(230,597)	(164,058)	4,699,783	3,341,252
Other liabilities	540,776	162,901	-	-	-	-
Deferred revenue	-	-	-	134,123	134,123	-
Compensated absences	243,087	-	-	-	243,087	-
Net cash provided by (used in) operating activities	<u>\$ 31,538,014</u>	<u>\$ (1,836,668)</u>	<u>\$ 5,248,943</u>	<u>\$ 533,472</u>	<u>\$ 35,483,761</u>	<u>\$ 5,015,259</u>
Noncash investing, capital and financing activities:						
Capital assets contributed from other funds	<u>\$ 1,461,830</u>	<u>\$ -</u>	<u>\$ -</u>	<u>\$ 95,653</u>	<u>\$ 3,019,313</u>	<u>\$ 10,088</u>
Increase(decrease) in fair value of investments	<u>\$ 767,468</u>	<u>\$ 831,055</u>	<u>\$ -</u>	<u>\$ -</u>	<u>\$ 1,598,523</u>	<u>\$ 46,659</u>
Loss on disposal of capital assets	<u>\$ 81,970</u>	<u>\$ -</u>	<u>\$ -</u>	<u>\$ (43,361)</u>	<u>\$ 38,609</u>	<u>\$ (3,879)</u>
Financed capital assets	<u>\$ -</u>	<u>\$ 37,162,477</u>	<u>\$ -</u>	<u>\$ -</u>	<u>\$ 37,162,477</u>	<u>\$ -</u>
Cash and cash equivalents, beginning of period						
Cash - unrestricted	\$ 1,846,584	\$ 671,939	\$ 17,406,579	\$ 6,188	\$ 19,931,290	\$ -
Investments - unrestricted	7,001,813	5,048,528	-	-	12,050,341	-
Cash - restricted	5,762,520	2,769,042	24,057,907	-	32,589,469	-
Investments - restricted	125,748,302	105,986,128	-	-	231,734,430	-
Less: Investments with maturity in excess of 90 days	<u>(73,766,086)</u>	<u>(90,286,128)</u>	<u>-</u>	<u>-</u>	<u>(164,052,214)</u>	<u>-</u>
Total	<u>66,593,133</u>	<u>24,189,509</u>	<u>41,464,486</u>	<u>6,188</u>	<u>132,253,316</u>	<u>-</u>
Cash and cash equivalents, end of period						
Cash - unrestricted	\$ 1,274,569	\$ 364,735	\$ 8,972,357	\$ 10,875	\$ 10,622,536	\$ -
Investments - unrestricted	13,400,000	4,598,125	-	-	17,998,125	-
Cash - restricted	879,644	561,942	17,491,622	-	18,933,208	-
Investments - restricted	116,886,208	86,974,909	-	-	203,861,117	-
Less: Investments with maturity in excess of 90 days	<u>(57,301,088)</u>	<u>(44,552,540)</u>	<u>-</u>	<u>-</u>	<u>(101,853,628)</u>	<u>-</u>
	<u>75,139,333</u>	<u>47,947,171</u>	<u>26,463,979</u>	<u>10,875</u>	<u>149,561,358</u>	<u>-</u>
Total	<u>\$ 8,546,200</u>	<u>\$ 23,757,662</u>	<u>\$ (15,000,507)</u>	<u>\$ 4,687</u>	<u>\$ 17,308,042</u>	<u>\$ -</u>

The accompanying notes are an integral part of the basic financial statements.



LAFAYETTE CITY-PARISH CONSOLIDATED GOVERNMENT  
Lafayette, Louisiana

Statement of Fiduciary Net Assets  
Fiduciary Funds  
October 31, 2008

	Metrocode Retirement Fund	Investment Trust Fund	Agency Funds
<b>ASSETS</b>			
Cash	\$ -	\$ -	\$ 10,305,615
Investments	-	13,599,205	630,470
Accrued interest receivable	-	146,269	6,781
Due from other agencies	-	-	86,336
	-	-	-
Total assets	-	13,745,474	11,029,202
<b>LIABILITIES</b>			
Cash overdraft	-	1,058,327	-
Accrued liabilities	-	-	435,146
Due to other governmental agencies	-	-	882,879
Due to other funds	-	-	11,069
Due to external parties	-	-	49,163
Other payables	-	-	9,541,746
Due to primary government	-	-	109,199
	-	-	-
Total liabilities	-	1,058,327	11,029,202
<b>NET ASSETS</b>			
Held in trust for pool participants	\$ -	\$ 12,687,147	\$ -


The accompanying notes are an integral part of the basic financial statements.

LAFAYETTE CITY-PARISH CONSOLIDATED GOVERNMENT  
Lafayette, Louisiana

Statement of Changes in Fiduciary Net Assets  
Fiduciary Funds  
For the Year Ended October 31, 2008

	<u>Metrocode Retirement Fund</u>	<u>Investment Trust Fund</u>
<b>ADDITIONS</b>		
Investment income:		
Net increase in fair value of investments	\$ -	\$ 74,296
Interest	<u>-</u>	<u>556,890</u>
Total investment income	<u>-</u>	<u>631,186</u>
Individual account transactions:		
Participant deposits	-	7,819,978
Transfer from Codes and Permits Special Revenue Fund	<u>3,592</u>	<u>-</u>
Total additions	<u>3,592</u>	<u>8,451,164</u>
<b>DEDUCTIONS</b>		
Benefits paid	3,592	-
Distributions to participants	<u>-</u>	<u>8,148,496</u>
Total deductions	<u>3,592</u>	<u>8,148,496</u>
Change in net assets held in trust for:		
Pension benefits	-	-
Pool participants	-	302,668
Net assets, beginning	<u>-</u>	<u>12,384,479</u>
Net assets, ending	<u>\$ -</u>	<u>\$12,687,147</u>

The accompanying notes are an integral part of the basic financial statements.



**This page intentionally left blank.**

LAFAYETTE CITY-PARISH CONSOLIDATED GOVERNMENT  
Lafayette, Louisiana

Combining Statement of Net Assets - All Discretely Presented Component Units  
October 31, 2008

	Downtown Development Authority	Criminal Court	Firemen's Pension and Relief Fund	Police Pension and Relief Fund	Cajundome Commission	City Court of Lafayette	Marshal - City Court of Lafayette	Lafayette Regional Airport
<b>ASSETS</b>								
Cash and interest-bearing deposits	\$ 913,012	\$ 100	\$ 79,853	\$ 150	\$ 3,849,713	\$4,541,582	\$ 637,903	\$ 9,239,136
Investments	-	-	1,478,315	2,767	-	-	-	-
Accounts receivable, net	-	-	-	-	612,656	-	24,778	372,211
Taxes receivable	17,939	-	-	-	-	-	-	757,860
Accrued interest receivable	-	-	15,900	30	-	-	-	-
Due from primary government	-	1,467,781	-	-	-	-	-	-
Due from other governmental agencies	297,352	402,018	-	-	746,314	-	-	1,887,293
Due from external parties	-	-	-	-	-	49,163	-	-
Other receivables	-	-	-	-	-	-	-	4,630
Inventory	-	-	-	-	116,834	-	-	-
Prepaid items	-	-	-	-	-	-	-	240,092
Deposits	-	-	-	-	7,692	-	-	-
Restricted assets:								
Cash	-	-	-	-	-	-	-	1,610,276
Receivables	-	-	-	-	-	-	-	-
Deferred debits	-	-	-	-	-	-	-	46,424
Capital assets:								
Non-depreciable	21,000	-	-	-	-	-	-	15,201,648
Depreciable, net	59,022	42,254	-	-	-	148,870	133,944	51,931,939
Total assets	<u>\$ 1,308,325</u>	<u>\$ 1,912,153</u>	<u>\$ 1,574,068</u>	<u>\$ 2,947</u>	<u>\$ 5,333,209</u>	<u>\$4,739,615</u>	<u>\$ 796,625</u>	<u>\$81,291,509</u>
<b>LIABILITIES AND NET ASSETS</b>								
<b>Liabilities:</b>								
Cash overdraft	\$ -	\$ 1,773,925	\$ -	\$ -	\$ -	\$ -	\$ -	\$ 1,431,192
Accounts payable	14,692	14,889	-	1,372	828,020	-	5,810	-
Accrued liabilities	-	81,085	118,859	-	269,598	-	-	-
Other payables	-	-	-	-	-	-	-	-
Due to primary government	-	-	-	-	-	-	-	-
Due to other governmental agencies	-	-	-	-	1,458	-	-	-
Deferred revenue	-	-	-	-	1,582,790	-	-	30,133
Deposits	-	-	-	-	-	-	-	2,500
Long-term liabilities:								
Portion due or payable within one year	12,492	-	-	-	587,953	-	-	542,500
Portion due or payable after one year	110,153	-	-	-	1,562,841	-	-	1,504,595
Total liabilities	<u>\$ 137,337</u>	<u>\$ 1,869,899</u>	<u>\$ 118,859</u>	<u>\$ 1,372</u>	<u>\$ 4,832,660</u>	<u>\$ -</u>	<u>\$ 5,810</u>	<u>\$ 3,510,920</u>
<b>Net Assets:</b>								
Invested in capital assets, net of related debt	\$ 80,022	\$ 42,254	\$ -	\$ -	\$ (1,985,208)	\$ 148,870	\$ 133,944	\$ 65,228,643
Restricted for:								
Capital projects	-	-	-	-	2,651,343	-	-	1,189,456
Debt service	-	-	-	-	-	-	-	-
Other purposes	-	-	-	-	-	493,517	-	-
Unrestricted (deficit)	1,090,966	-	1,455,209	1,575	(165,586)	4,097,228	656,871	11,362,490
Total net assets	<u>\$ 1,170,988</u>	<u>\$ 42,254</u>	<u>\$ 1,455,209</u>	<u>\$ 1,575</u>	<u>\$ 500,549</u>	<u>\$4,739,615</u>	<u>\$ 790,815</u>	<u>\$77,780,589</u>
Total liabilities and assets	<u>\$ 1,308,325</u>	<u>\$ 1,912,153</u>	<u>\$ 1,574,068</u>	<u>\$ 2,947</u>	<u>\$ 5,333,209</u>	<u>\$4,739,615</u>	<u>\$ 796,625</u>	<u>\$81,291,509</u>

The accompanying notes are an integral part of the basic financial statements.

Lafayette Parish Waterworks District North	Lafayette Parish Waterworks District South	Lafayette Public Trust Financing Authority	Lafayette Parish Clerk of Court	Lafayette Parish Assessor	District Attorney of the 15th Judicial District	Lafayette Parish Bayou Vermilion District	Lafayette Parish Communication District	15th Judicial District Indigent Defender Board	Total
\$ 1,144,047	\$ 1,950,745	\$ 4,987,649	\$ 9,047,898	\$ 451,790	\$ 2,435,091	\$ 3,224,181	\$ 6,676,275	\$ 944,862	\$ 50,123,987
-	-	17,016,801	-	-	-	-	-	471,959	18,969,842
223,026	151,242	-	279,341	1,422,333	254,809	17,915	-	-	3,358,311
-	-	-	-	-	-	-	282,771	-	1,058,570
-	-	20,924	105,176	-	14,217	-	-	-	156,247
-	-	-	-	-	-	-	37,828	-	1,505,609
-	-	-	57,519	-	126,745	480,898	38,615	155,163	4,191,917
-	-	-	-	-	-	-	-	-	49,163
-	-	425,000	-	-	10,000	-	-	2,462	442,092
5,000	36,491	-	-	-	-	30,485	-	-	188,810
22,631	25,483	-	36,293	-	-	-	24,907	7,981	357,387
-	-	-	7,548	-	-	-	-	-	15,240
1,575,046	549,652	55,563,452	-	-	-	-	-	-	59,298,426
-	-	235,149	-	-	-	-	-	-	235,149
-	30,232	-	-	-	-	-	-	-	76,656
191,085	607,553	315,674	-	110,000	-	90,000	-	-	16,536,960
7,689,934	5,102,153	-	998,028	242,171	100,623	3,044,812	4,675,612	53,902	74,223,264
<u>\$10,850,769</u>	<u>\$ 8,453,551</u>	<u>\$ 78,564,649</u>	<u>\$10,531,803</u>	<u>\$ 2,226,294</u>	<u>\$ 2,941,485</u>	<u>\$ 6,888,291</u>	<u>\$ 11,736,008</u>	<u>\$ 1,636,329</u>	<u>\$ 230,787,630</u>
\$ -	\$ -	\$ -	\$ -	\$ -	\$ -	\$ -	\$ -	\$ -	\$ 3,205,117
37,963	61,325	2,407	41,918	39,097	277,576	37,811	93,152	11,094	1,467,126
41,612	10,296	234,894	-	915	-	22,270	-	-	779,529
5,216	2,491	-	282,863	-	-	-	-	1,987	292,557
-	-	-	-	-	-	-	29,452	-	29,452
-	115	-	7,248	-	-	6,278	-	-	15,099
-	-	-	-	-	-	1,053,900	38,870	-	2,705,693
90,544	24,750	-	-	-	-	-	-	-	117,794
120,253	240,000	1,673,377	360,080	58,738	-	70,000	-	-	3,665,393
5,900,202	3,953,266	53,548,087	402,138	-	-	1,745,000	47,760	-	68,774,042
<u>\$ 6,195,790</u>	<u>\$ 4,292,243</u>	<u>\$ 55,458,765</u>	<u>\$ 1,094,247</u>	<u>\$ 98,750</u>	<u>\$ 277,576</u>	<u>\$ 2,935,259</u>	<u>\$ 209,234</u>	<u>\$ 13,081</u>	<u>\$ 81,051,802</u>
\$ 1,980,817	\$ 3,050,356	\$ 315,674	\$ 998,028	\$ 292,518	\$ 100,623	\$ 2,837,307	\$ 4,675,612	\$ 53,902	\$ 77,953,362
-	-	-	-	-	-	-	-	-	3,840,799
1,296,101	549,652	342,243	-	-	-	459,579	-	-	2,647,575
-	-	-	-	-	-	-	-	-	493,517
1,378,061	561,300	22,447,967	8,439,528	1,835,026	2,563,286	656,146	6,851,162	1,569,346	64,800,575
<u>\$ 4,654,979</u>	<u>\$ 4,161,308</u>	<u>\$ 23,105,884</u>	<u>\$ 9,437,556</u>	<u>\$ 2,127,544</u>	<u>\$ 2,663,909</u>	<u>\$ 3,953,032</u>	<u>\$ 11,526,774</u>	<u>\$ 1,623,248</u>	<u>\$ 149,735,828</u>
<u>\$10,850,769</u>	<u>\$ 8,453,551</u>	<u>\$ 78,564,649</u>	<u>\$10,531,803</u>	<u>\$ 2,226,294</u>	<u>\$ 2,941,485</u>	<u>\$ 6,888,291</u>	<u>\$ 11,736,008</u>	<u>\$ 1,636,329</u>	<u>\$ 230,787,630</u>

LAFAYETTE CITY-PARISH CONSOLIDATED GOVERNMENT  
Lafayette, Louisiana

Combining Statement of Activities - All Discretely Presented Component Units  
For the Year Ended October 31, 2008

	Downtown Development Authority	Criminal Court	Firemen's Pension and Relief Fund	Police Pension and Relief Fund	Cajundome Commission	City Court of Lafayette	Marshal - City Court of Lafayette	Lafayette Regional Airport
Expenses	\$ 529,047	\$3,273,839	\$ 68,253	\$561,635	\$14,898,349	\$ 2,098,403	\$290,026	\$ 9,224,844
Program Revenues:								
Charges for services	-	877,373	-	-	8,476,758	476,284	306,709	7,399,332
Operating grants and contributions	38,192	2,390,593	-	230,000	481,205	1,739,220	-	239,206
Capital grants and contributions	-	-	-	-	100,000	-	-	1,539,016
Net program revenues (expenses)	<u>(490,855)</u>	<u>(5,873)</u>	<u>(68,253)</u>	<u>(331,635)</u>	<u>(5,840,386)</u>	<u>117,101</u>	<u>16,683</u>	<u>(47,290)</u>
General revenues:								
Taxes-								
Property	352,855	-	-	-	-	-	-	2,013,046
Hotel/motel	-	-	-	-	2,630,951	-	-	-
Grants and contributions not restricted to specific programs	-	-	-	-	-	-	-	43,053
Investment earnings	51,976	-	64,054	6,706	75,887	103,107	2,210	426,100
Gain on disposal of capital assets	-	-	-	-	-	-	-	12,518
Miscellaneous	<u>272</u>	<u>-</u>	<u>-</u>	<u>-</u>	<u>134,931</u>	<u>-</u>	<u>-</u>	<u>645</u>
Total general revenues	<u>405,103</u>	<u>-</u>	<u>64,054</u>	<u>6,706</u>	<u>2,841,769</u>	<u>103,107</u>	<u>2,210</u>	<u>2,495,362</u>
Change in net assets	(85,752)	(5,873)	(4,199)	(324,929)	(2,998,617)	220,208	18,893	2,448,072
Net assets, beginning	<u>1,256,740</u>	<u>48,127</u>	<u>1,459,408</u>	<u>326,504</u>	<u>3,499,166</u>	<u>4,519,407</u>	<u>771,922</u>	<u>75,332,517</u>
Net assets, ending	<u>\$1,170,988</u>	<u>\$ 42,254</u>	<u>\$1,455,209</u>	<u>\$ 1,575</u>	<u>\$ 500,549</u>	<u>\$ 4,739,615</u>	<u>\$790,815</u>	<u>\$ 77,780,589</u>

The accompanying notes are an integral part of the basic financial statements.

Lafayette Parish Waterworks District North	Lafayette Parish Waterworks District South	Lafayette Public Trust Financing Authority	Lafayette Parish Clerk of Court	Lafayette Parish Assessor	District Attorney of the 15th Judicial District	Lafayette Parish Bayou Vermilion District	Lafayette Parish Communication District	15th Judicial District Indigent Defender Board	Total
\$ 2,360,573	\$ 1,179,020	\$ 1,538,353	\$ 7,435,224	\$ 1,825,895	\$ 3,260,079	\$ 1,952,262	\$ 3,386,068	\$ 2,527,465	\$ 56,409,335
2,636,410	1,249,362	-	7,238,359	44,936	2,722,923	776,325	3,152,474	2,069,836	37,427,081
-	-	-	175,775	-	569,345	41,376	353,007	-	6,257,919
-	14,141	-	-	-	-	-	203,678	-	1,856,835
<u>275,837</u>	<u>84,483</u>	<u>(1,538,353)</u>	<u>(21,090)</u>	<u>(1,780,959)</u>	<u>32,189</u>	<u>(1,134,561)</u>	<u>323,091</u>	<u>(457,629)</u>	<u>(10,867,500)</u>
-	-	-	-	1,809,487	-	1,014,875	-	-	5,190,263
-	-	-	-	-	-	-	-	-	2,630,951
-	-	-	-	89,586	-	-	-	393,454	526,093
94,928	111,401	3,002,583	413,116	45,519	69,834	125,241	247,959	62,754	4,903,375
-	722	-	-	-	-	-	-	-	13,240
<u>44,519</u>	<u>55,271</u>	<u>300,258</u>	<u>324,680</u>	<u>-</u>	<u>-</u>	<u>16,320</u>	<u>102,125</u>	<u>-</u>	<u>979,021</u>
<u>139,447</u>	<u>167,394</u>	<u>3,302,841</u>	<u>737,796</u>	<u>1,944,592</u>	<u>69,834</u>	<u>1,156,436</u>	<u>350,084</u>	<u>456,208</u>	<u>14,242,943</u>
415,284	251,877	1,764,488	716,706	163,633	102,023	21,875	673,175	(1,421)	3,375,443
<u>4,239,695</u>	<u>3,909,431</u>	<u>21,341,396</u>	<u>8,720,850</u>	<u>1,963,911</u>	<u>2,561,886</u>	<u>3,931,157</u>	<u>10,853,599</u>	<u>1,624,669</u>	<u>146,360,385</u>
<u>\$ 4,654,979</u>	<u>\$ 4,161,308</u>	<u>\$ 23,105,884</u>	<u>\$ 9,437,556</u>	<u>\$ 2,127,544</u>	<u>\$ 2,663,909</u>	<u>\$ 3,953,032</u>	<u>\$ 11,526,774</u>	<u>\$ 1,623,248</u>	<u>\$ 149,735,828</u>

LAFAYETTE CITY-PARISH CONSOLIDATED GOVERNMENT  
Lafayette, Louisiana

Notes to the Basic Financial Statements

(1) Summary of Significant Accounting Policies

The financial statements of the Lafayette City-Parish Consolidated Government (the "Government") are prepared in accordance with generally accepted accounting principles (GAAP). The Governmental Accounting Standards Board (GASB) is responsible for establishing GAAP for state and local governments through its pronouncements (Statements and Interpretations). Governments are also required to follow the pronouncements of the Financial Accounting Standards Board (FASB) issued through November 30, 1989 (when applicable) that do not conflict with or contradict GASB pronouncements for both the business-type activities and proprietary fund financial statements. Although the Government has the option to apply FASB pronouncements issued after that date, they have chosen not to do so. The more significant of the Government's accounting policies are described below.

A. Reporting Entity:

The financial reporting entity consists of (a) the primary government, (b) organizations for which the primary government is financially accountable, and (c) other organizations for which the primary government is not accountable, but for which the nature and significance of their relationship with the primary government are such that exclusion would cause the reporting entity's financial statements to be misleading or incomplete.

Primary government -

Lafayette City-Parish Consolidated Government - The Government operates under an elected President-Council (nine members) administrative-legislative form of government. The Consolidated Government's operations include police and fire protection, public transportation (a Government-owned bus system), streets and drainage, parks and recreation, certain social services (including urban redevelopment and housing) and general administration services. The Government owns and operates three enterprise activities: a utilities system which generates and distributes electricity and provides water and sewer services; an environmental services fund which provides residential waste collection; and an animal control shelter which provides a parish-wide animal control program.

Component units -

Governmental Accounting Standards Board (GASB) Statement No. 14, "The Financial Reporting Entity" establishes criteria for determining which entities should be considered a component unit and, as such, part of the reporting entity for financial reporting purposes. The basic criteria are as follows:

1. Legal status of the potential component unit including the right to incur its own debt, levy its own taxes and charges, expropriate property in its own name, sue and be sued, and the right to buy, sell and lease property in its own name.
2. Whether the primary government's governing authority (City-Parish Council or City-Parish President) appoints a majority of board members of the potential component unit.
3. Imposition of will by the primary government on the potential component unit.



LAFAYETTE CITY-PARISH CONSOLIDATED GOVERNMENT  
Lafayette, Louisiana

Notes to the Basic Financial Statements (Continued)

4. Financial benefit/burden relationship between the primary government and the potential component unit.

Based on these criteria, the Government includes the component units detailed below in the financial reporting entity.

Blended component unit -

Lafayette Public Power Authority (LPPA) - LPPA was created by the Louisiana Legislature for the purpose of acquiring electric generating facilities in conjunction with other governmental entities or private enterprises. LPPA owns 50% of a coal-fired generating plant in Boyce, Louisiana (other owners: Cleco - 30%; Louisiana Energy and Power Authority - 20%). All energy produced from LPPA's share of the facility is sold to the Government. The Lafayette Public Utilities Authority (LPUA) is LPPA's governing authority and is comprised of City-Parish council members whose council district includes sixty percent (60%) or more of persons residing in the City of Lafayette and the Government's Director of Utilities is its Managing Director. Although it is legally separate from the Government, LPPA is reported as if it were part of the primary government because its governing body is composed of much of the governing body of the Government and all of the energy generated is sold to Lafayette City-Parish Government's Utilities System.

Discretely presented component units -

Downtown Development Authority - The Downtown Development Authority was created by the Louisiana Legislature to implement various plans to aid and encourage both private and public development of the Lafayette Centre Development District. The Council appoints the seven members of the Authority, and the Council must also approve any development plans of the Authority. Funding is provided by an ad valorem tax. The tax began in 1993 and will continue for a period of 15 years. The Authority's fiscal year end is December 31.

Fifteenth Judicial District Criminal Court - The Fifteenth Judicial District Court is composed of eleven judges elected from the parishes of Acadia, Vermilion and Lafayette. The Lafayette City-Parish Council approves the operating budget of the Court and has responsibility for funding any deficits. In addition, one-half of any excess funds goes to the Government's General Fund.

Police Pension and Relief Fund and Firemen's Pension and Relief Fund - These entities were created by the Louisiana Legislature to provide retirement and disability benefits to the firemen and policemen of the City of Lafayette. During a prior fiscal year, each merged with its respective statewide system. The funds will continue to exist until all assets have been liquidated.

Cajundome Commission - The Commission was created in 1987 by an intergovernmental agreement between the City of Lafayette and the University of Louisiana - Lafayette, and is responsible for overseeing the operations of the Cajundome, a multi-purpose civic center. Three of the five members of the Commission are appointed by the Consolidated Government, and the Government makes an annual contribution toward the operating and capital costs of the Cajundome.

LAFAYETTE CITY-PARISH CONSOLIDATED GOVERNMENT  
Lafayette, Louisiana

Notes to the Basic Financial Statements (Continued)

City Court of Lafayette and Marshal-City Court of Lafayette - The day to day operations of City Court of Lafayette and the Marshal are funded through the Lafayette City-Parish Consolidated Government's General Fund. In addition, the activities of the Court and the Marshal are primarily for City residents.

Lafayette Regional Airport - Lafayette Regional Airport is a municipally owned, non-hub airport located on U.S. Highway 90 East in the City of Lafayette. The Airport provides passenger service through three regional carriers. The major source of revenue for the Airport is rentals on buildings, hangars, land, and terminal space. The Airport is governed by a seven member, non-elected commission. Five members are appointed by the Lafayette Consolidated Government, one member is appointed by the Parish President, and one member is appointed by the mayors of the various municipalities surrounding Lafayette. The Airport's fiscal year end is December 31.

Lafayette Parish Waterworks District North - The Lafayette Parish Waterworks District North was created under the provisions of Louisiana Revised Statutes 33:3811, for the purpose of providing potable drinking water to the rural areas of Lafayette Parish. The District is governed by a board of commissioners composed of nine members appointed by Lafayette Parish Consolidated Government. Each board of commissioners serves a four year term and cannot serve more than 12 years. The District's fiscal year end is December 31.

Lafayette Parish Waterworks District South - The Lafayette Parish Waterworks District South was issued a charter by the State of Louisiana and a franchise from the Parish of Lafayette on October 10, 1974. The District's purpose is to provide a water system for the southern district of Lafayette Parish. The Lafayette Parish Consolidated Government Council appoints the governing body of the District. The District's fiscal year end is August 31.

Lafayette Public Trust Financing Authority (LPTFA) - LPTFA was formed as a public trust on January 16, 1979 pursuant to Chapter 2-A of Title 9 of the Louisiana revised statutes. The beneficiary of the trust is the City of Lafayette. LPTFA was created to provide financing to low and moderate income families within the Parish of Lafayette. The governing body of LPTFA is comprised of a board of five trustees appointed by the Lafayette City-Parish Council. LPTFA's fiscal year is April 1 through March 31.

Lafayette Parish Clerk of Court - As provided by Article V, Section 28 of the Louisiana Constitution of 1974, the Clerk of Court serves as the ex-officio notary public, the recorder of conveyances, mortgages and other acts, and shall have other duties and powers provided by law. The Clerk of Court is fiscally dependent on the Lafayette Consolidated Government since the Clerk of Court's offices are located in the Parish Courthouse. The upkeep and maintenance of the Courthouse is paid by the Lafayette Consolidated Government and certain operating expenditures of the Clerk of Court's office are paid by the Government. The Court's fiscal year end is June 30.

Lafayette Parish Assessor - As provided by Article VII, Section 24 of the Louisiana Constitution of 1974, the Assessor is elected by the voters of the parish and serves a term of four years. The Assessor assesses property, prepares tax rolls and submits the rolls to the Louisiana Tax Commission as prescribed by law. The Assessor is fiscally dependent on the Lafayette Consolidated Government since the Assessor's office is located in the parish government building, the upkeep and maintenance of the parish government building is paid by the Consolidated

LAFAYETTE CITY-PARISH CONSOLIDATED GOVERNMENT  
Lafayette, Louisiana

Notes to the Basic Financial Statements (Continued)

Government and certain operating expenditures of the Assessor's office are paid by the Consolidated Government. The Assessor's fiscal year end is December 31.

District Attorney of the 15th Judicial District - As provided by Article V, Section 26 of the Louisiana Constitution of 1974, the District Attorney of the 15th Judicial District, Parishes of Acadia, Lafayette and Vermilion, Louisiana (District Attorney) has charge of every criminal prosecution by the State in his district, is the representative of the State before the grand jury in his district, and is the legal advisor to the grand jury. He performs other duties as provided by law. The District Attorney is elected by the qualified electors of the judicial district for a term of six years. The 15th Judicial District encompasses the Parishes of Acadia, Lafayette, and Vermilion, Louisiana. The District Attorney is fiscally dependent on the Lafayette Consolidated Government since the District Attorney's offices are located in the Parish Courthouse, the upkeep and maintenance of the Courthouse is paid by the Lafayette Consolidated Government and in addition, the Lafayette Consolidated Government pay salaries and certain operating expenditures of the District Attorney. The District Attorney's fiscal year end is December 31.

Lafayette Parish Bayou Vermilion District - Lafayette Parish Bayou Vermilion District is a corporate body created under Chapter 32 of Title 33 of the Louisiana Revised Statutes of 1950, comprised of R.S. 33:9201 through 33:9210. The District is governed by a Board of Commissioners composed of nine members. Two members are appointed by the chief executive officers of the incorporated municipalities of Lafayette Parish other than the City of Lafayette; two members are appointed by the chief executive officer of the Lafayette Consolidated Government; and five members, one of whom shall be a black citizen, shall be appointed by the governing authority of the City of Lafayette; one member shall be appointed by the chief executive officer of Lafayette Parish; and two members shall be appointed by the governing authority of the Lafayette Consolidated Government. The District's purpose is that of improving the water quality and the aesthetics of the Bayou Vermilion within the Parish of Lafayette in an effort to promote the bayou as a recreational and cultural asset, to create and control a new type of viable economic development adjacent to Bayou Vermilion so as to provide a diversified economic base for the City and Parish of Lafayette, and to do any and all other acts which would enhance the general condition of Bayou Vermilion. The District's fiscal year end is December 31.

Lafayette Parish Communication District - The Lafayette Parish Communication District consists of the "911" Fund, the Office of Homeland Security and Emergency Preparedness Fund, and The Communication System Management Fund. The "911" Fund was created by House Bill No. 480, Act No. 788 and signed into law July 18, 1979 for the purpose of establishing a local emergency telephone response service for Lafayette Parish. The Office of Homeland Security and Emergency Preparedness Fund (OHSEP) was consolidated with the Lafayette Parish Communication District on November 1, 1984. Funding for OHSEP is provided by the State of Louisiana Office of Homeland Security and Emergency Preparedness, the City of Lafayette and the Parish of Lafayette. Any revenues in excess of expenditures are refunded proportionately to the City and Parish of Lafayette at the end of each fiscal year. The Communication System Management Fund (CSMF) was established on November 1, 1986 to administer the City of Lafayette's 800 Megahertz Radio System. CSMF charges the Lafayette Utilities System and surrounding communities a rental fee for radio tower usage. The City of Lafayette reimburses CSMF for excess expenditures over revenues received from tower rentals.

LAFAYETTE CITY-PARISH CONSOLIDATED GOVERNMENT  
Lafayette, Louisiana

Notes to the Basic Financial Statements (Continued)

5th Judicial District Indigent Defender Board - Indigent defender boards are part of the operations of the district court system. The district court system is fiscally dependent on the Lafayette Consolidated Government for office space and courtrooms. The 15th Judicial District Indigent Defender Board is comprised of the Parishes of Acadia, Lafayette, and Vermilion. It is determined to be a component unit of the Lafayette City-Parish Consolidated Government based on revenues received from and support provided by each parish's court system. The Board's fiscal year end is December 31.

Complete financial statements of the above component units that issue separate financial statements can be obtained at the office of the Legislative Auditor of the State of Louisiana, 1600 North 3rd, Baton Rouge, Louisiana 70802.

Related organizations:

The Government is responsible for appointing members of the boards of other organizations, but the Government's accountability for these organizations does not extend beyond making the appointments. The following agencies are related organizations to the Government. Each organization's financial statements, for those that issue financial statements, can be obtained at their respective administrative offices listed as follows:

Industrial Development Board  
(no financial statements)

Housing Authority of Lafayette  
115 Kattie Drive  
Lafayette, Louisiana 70501

Lafayette Parish Conventions and Visitors Commission  
Post Office Box 52066  
Lafayette, Louisiana 70505

Lafayette City/Parish Recreation Advisory Commission  
(no financial statement)

Lafayette Crime Prevention Advisory Commission  
(no financial statement)

Planning and Zoning Commission  
(no financial statements)

Joint ventures:

The Government, in conjunction with the Lafayette Parish Sheriff's Office, has entered into an agreement to create the Lafayette Metro Narcotics Task Force (Task Force). The Task Force is solely responsible for the operations of its office. Other than certain operating expenditures that are paid or provided by the members of the joint powers agreement, the Task Force is financially independent. For 2008, the Government's operating appropriation was \$50,000. The Task Force's financial statements can be obtained at the following:

LAFAYETTE CITY-PARISH CONSOLIDATED GOVERNMENT  
Lafayette, Louisiana

Notes to the Basic Financial Statements (Continued)

Lafayette Metro Narcotics Task Force  
Post Office Box 60309  
Lafayette, Louisiana 70596-0309

The Acadiana Criminalistics Laboratory Commission (Acadiana Crime Lab) was created by State statute and is comprised of a 21 member board of commissioners, for which the Government has one appointment. The Acadiana Crime Lab is financed primarily through court costs with any deficit allocated on a pro rata basis to each participating Parish. For 2008, the Government's operating appropriation was \$37,992. The Acadiana Crime Lab's financial statements can be obtained at the following:

Acadiana Criminalistics Laboratory Commission  
5004 West Admiral Doyle  
New Iberia, Louisiana 70560

Jointly governed organization:

The Government is responsible for appointing one member of the Teche-Vermilion Fresh Water District. This appointment represents less than a voting majority of this respective board. There is no ongoing financial interest or ongoing financial responsibility for this organization.

B. Basis of Presentation:

The Government's basic financial statements consist of the government-wide statements on all of the non-fiduciary activities of the primary government and its component units and the fund financial statements (individual major fund and combined no major fund). The statements are prepared in accordance with accounting principles generally accepted in the United States of America as applied to governmental units.

Government-Wide Financial Statements - (GWFS)

The government-wide financial statements include the statement of net assets and the statement of activities for all non-fiduciary activities of the primary government and the total for its component units. As a general rule, the effect of interfund activity has been removed from these statements. Exceptions to the general rule are payments between the enterprise funds and other various functions of government for charges such as electric fees and contributions between the primary government and its component units which are reported as external transactions. These statements distinguish between the governmental and business-type activities of the Government. Governmental activities generally are financed through taxes, intergovernmental revenues and other nonexchange transactions. Business-type activities are financed in whole or in part by fees charged to external parties. The primary government is reported separately from the legally separate component units as detailed in the previous section.

LAFAYETTE CITY-PARISH CONSOLIDATED GOVERNMENT  
Lafayette, Louisiana

Notes to the Basic Financial Statements (Continued)

In the government-wide statement of net assets, both the governmental and business-type activities columns (a) are presented on a consolidated basis by column, (b) and are reported on a full accrual, economic resource basis, which recognizes all long-term assets and receivables as well as long-term debt and obligations. The Government's net assets are reported in three parts – invested in capital assets, net of related debt; restricted net assets; and unrestricted net assets. The Government first utilizes restricted resources to finance qualifying activities.

The government-wide statement of activities reports both the gross and net cost of each of the Government's functions and business-type activities. The functions are also supported by general government revenues (property, sales and use taxes, certain intergovernmental revenues, etc.). The statement of activities reduces gross expenses (including depreciation) by related program revenues, operating and capital grants. Program revenues must be directly associated with the function or a business-type activity. Operating grants include operating-specific and discretionary (either operating or capital) grants while the capital grants column reflects capital-specific grants. The net cost (by function or business-type activity) is normally covered by general revenue (property, sales taxes, intergovernmental revenues, interest income, etc.).

The Government does not allocate indirect costs. An administrative service fee is charged by the General Fund to the other operating funds to recover the direct costs of General Fund services provided (finance, personnel, purchasing, etc.). This fee is eliminated by reducing the revenue and the expense in the General Fund because the expense is considered a direct expense of the program to which it was charged.

The government-wide focus is more on the sustainability of the Government as an entity and the change in the Government's net assets resulting from the current year's activities.

Fund Financial Statements - (FFS)

The fund financial statements provide information about the Government's funds, including its fiduciary funds and blended component units. Separate statements for each fund category-governmental, proprietary, and fiduciary - are presented. The emphasis of fund financial statements is on major governmental and enterprise funds, each displayed in a separate column. All remaining governmental and enterprise funds are aggregated and reported as nonmajor funds.

Proprietary fund operating revenues, such as charges for services, result from exchange transactions associated with the principal activity of the fund. Exchange transactions are those in which each party receives and gives up essentially equal values. Nonoperating revenues, such as subsidies and investment earnings, result from nonexchange transactions or ancillary activities.

The Government reports the following major governmental funds:

LAFAYETTE CITY-PARISH CONSOLIDATED GOVERNMENT  
Lafayette, Louisiana

Notes to the Basic Financial Statements (Continued)

General Fund -

This is the Government's primary operating fund. It accounts for all financial resources of the general government, except those required to be accounted for in another fund. The Government is required to maintain two separate general funds as follows: 1) City General Fund which accounts for resources used to finance the legally defined services of the City government; and 2) Parish General Fund which accounts for resources used to finance the legally defined services of the Parish government.

1961 Sales Tax Trust Fund -

This fund accounts for the collection of sales and use tax and its subsequent disbursement in accordance with the sales tax dedication.

1985 Sales Tax Trust Fund -

This fund accounts for the collection of sales and use tax and its subsequent disbursement in accordance with the sales tax dedication.

Sales Tax Capital Improvements Fund -

This fund accounts for the portion of proceeds derived from the City's sales and use tax that is dedicated for capital improvements.

The Government reports the following major enterprise funds:

Utilities System Fund -

This fund accounts for the provision of electric, water and sewer services to the residents of the City and some residents of the Parish. All activities necessary to provide such services are accounted for in this fund, including, but not limited to, administration, operations, maintenance, financing and related debt service, and billing and collections.

Communications Services Enterprise Fund -

This fund accounts for the provision of wholesale fiber bandwidth to retail companies for resale and the provision of telephone, cable TV and internet services to residents of the City of Lafayette. All activities necessary to provide such services are accounted for in this fund, including, but not limited to, administration, operations, maintenance, financing and related debt service, and billing and collections.

Lafayette Public Power Authority (LPPA) -

This fund accounts for the operations of a coal-fired electric generation plant in Boyce, Louisiana, and the sale of energy produced therefrom to the Government. LPPA owns 50% of the total plant and accounts for 50% of total costs on its accounting records. The City has agreed to purchase all electric power from the LPPA under the terms of a power sales contract. All activities necessary to provide such services are accounted for in the LPPA, which is a component unit of the Government.

LAFAYETTE CITY-PARISH CONSOLIDATED GOVERNMENT  
Lafayette, Louisiana

Notes to the Basic Financial Statements (Continued)

In addition, the Government reports the following:

Internal Service Funds -

These funds account for vehicle and transportation services, printing services, and self-insurance including medical insurance coverages provided to other departments on a cost reimbursement basis.

Metrocode Retirement Fund -

This fund accounts for monies accumulated to provide supplemental retirement benefits to two employees so that benefits to all former Metrocode employees are equitable upon retirement.

Investment Trust Fund -

This fund accounts for the external portion of the investment pool operated by the Government.

Agency Funds -

These funds account for assets held by the Government to cover estimated court costs in connection with criminal and civil suits and on behalf of other funds within the Government.

The emphasis in fund financial statements is on the major funds in either the governmental or business-type activities categories. Nonmajor funds by category are summarized into a single column. GASB No. 34 sets forth minimum criteria (percentage of assets, liabilities, revenues or expenditures/expenses of either fund category or the governmental and enterprise combined) for the determination of major funds.

The Government's internal service funds are presented in the proprietary funds financial statements. Because the principal users of the internal services are the Government's governmental activities, the financial statements of the internal services funds are consolidated into the governmental column when presented in the government-wide financial statements. To the extent possible, the cost of these services is reported in the appropriate functional activity.

The Government's fiduciary funds are presented in the fiduciary fund financial statements by type. Since by definition these assets are being held for the benefit of a third party and cannot be used to address activities or obligations of the Government, these funds are not incorporated into the government-wide statements.



LAFAYETTE CITY-PARISH CONSOLIDATED GOVERNMENT  
Lafayette, Louisiana

Notes to the Basic Financial Statements (Continued)

Basis of accounting:

Government-wide, proprietary and fiduciary fund financial statements -

The government-wide, proprietary and fiduciary fund financial statements are reported using the economic resources measurement focus and the accrual basis of accounting. Revenues are recorded when earned and expenses are recorded when a liability is incurred, regardless of the timing of related cash flows. Nonexchange transactions, in which the Government gives (or receives) value without directly receiving (or giving) equal value in exchange, include property taxes, grants, entitlements and donations. On an accrual basis, property taxes are recognized in the year for which the taxes are levied. Revenue from grants, entitlements and donations is recognized in the fiscal year in which all eligibility requirements have been satisfied.

Governmental fund financial statements -

Governmental funds are reported using the current financial resources measurement focus and the modified accrual basis of accounting. Under this method, revenues are recognized when susceptible to accrual (i.e., when they become both measurable and available). "Measurable" means the amount of the transaction can be determined and "available" means collectible within the current period or soon enough thereafter to be used to pay liabilities of the current period. Sales taxes are considered "measurable" when in the hands of the Sales Tax Collector and are recognized as revenue at that time. Ad valorem taxes are recognized as revenue in the year for which budgeted, that is, in the year in which such taxes are billed and collected. Revenue from grants, entitlements and donations is recognized in the fiscal year in which all eligibility requirements have been satisfied. All other receivables collected within 60 days after year-end are considered available and recognized as revenue of the current year. Expenditures are recorded when the related fund liability is incurred, except for principal and interest on general long-term debt, claims and judgments and compensated absences, which are recognized to the extent they have matured. General capital asset acquisitions are reported as expenditures in governmental funds. Proceeds of general long-term debt and acquisitions under capital leases are reported as other financing sources. Except for miscellaneous supplies warehoused at central locations and issued to operating departments as needed, purchases of various operating supplies are regarded as expenditures at the time purchased.

Cash and cash equivalents:

Cash includes amounts in demand deposits and on hand. For purposes of statements of cash flows, highly liquid investments (including restricted assets) with an original maturity of three months or less are considered to be cash equivalents.

Investments:

State statutes authorize the Government to invest in United States bonds, treasury notes, or certificates and time deposits of state banks organized under Louisiana law and national banks having principal offices in Louisiana.

LAFAYETTE CITY-PARISH CONSOLIDATED GOVERNMENT  
Lafayette, Louisiana

Notes to the Basic Financial Statements (Continued)

In accordance with GASB Statement No. 31, investments meeting the criteria specified in the Statement are stated at fair value, which is either a quoted market price or the best estimate available. Investments which do not meet the requirements are stated at cost. These investments include overnight repurchase agreements and amounts invested in Louisiana Asset Management Pool (LAMP).

The cash balances of substantially all funds and of other legally separate entities are pooled and invested by the Consolidated Government for the purpose of increasing earnings through investment activities. The individual funds' portion of the pool's assets are presented as "Cash, Investments and Accrued Interest," as applicable based on its percentage of the total of each item. The amount related to external agencies and component units with different fiscal years (i.e., external portion of the pool) is reported in the Investment Trust Fund.

Interfund receivables and payables:

Short-term cash borrowings between funds are considered temporary in nature. These amounts are reported as "due to/from other funds." Any residual balances outstanding between the governmental activities and business-type activities are reported in the government-wide financial statements as "internal balances."

Inventories and prepaid items:

Miscellaneous supplies warehoused at central locations are stated at cost (moving average). Building materials stockpiled for the Government's housing rehabilitation program, which supplies are eligible for grant reimbursement only when actually used in a project, are stated at cost (moving average).

Inventories, other than fuel oil, held by the Utilities System Fund and the Internal Service Funds are stated at cost (moving average). Fuel oil inventory in the Utilities System Fund is stated at the lower of cost or market. Coal inventory held by LPPA is stated at the lower of cost or market as determined by the average cost method.

Governmental fund type inventories are recorded under the consumption method in the fund financial statements. Appropriate allowances have been recorded for obsolete items. Certain payments to vendors reflect costs applicable to future accounting periods and are recorded as prepaid items.

Receivables:

Accounts receivable for the Utilities System Fund and the Environmental Services Disposal Fund are reported net of an allowance. The allowance amount at October 31, 2008 for the Utilities System Fund was \$870,926 and the Environmental Services Disposal Fund was \$58,923.

Loans receivable in governmental funds consist of rehabilitation, first-time homebuyers loans, etc., that are generally not expected or scheduled to be collected in the subsequent year. These are reported net of allowances. The allowance amounts are reflected on the face of the financial statement, as applicable.

LAFAYETTE CITY-PARISH CONSOLIDATED GOVERNMENT  
Lafayette, Louisiana

Notes to the Basic Financial Statements (Continued)

Bond discounts/issuance costs and deferred debits:

In governmental funds, bond discounts and issuance costs are recognized in the current period. In proprietary funds (and for governmental funds, in the government-wide statements), bond discounts/premiums, issuance costs, and deferred amounts at refunding are deferred and amortized over the terms of the bonds to which they apply. Also included in deferred debits of the proprietary funds are allowable costs of the Communications System (as defined by FASB #71). These costs will be recovered by future rates of the System and will be amortized over the period they will be used in the rate determination.

Restricted assets:

Certain resources of the Utilities System Fund, Communications System Fund and LPPA are classified as restricted assets on the statement of net assets because their use is limited by bond ordinances or for self-insurance purposes, or because they represent customers' deposits being held.

Fixed assets:

The accounting treatment over property, plant, and equipment (fixed assets) depends on whether the assets are used in governmental fund operations or proprietary fund operations and whether they are reported in the government-wide or fund financial statements.

Government-wide financial statements-

In the government-wide financial statements, fixed assets are accounted for as capital assets. All governmental fixed assets of City of Lafayette, Lafayette Parish Government subsequent to 1979, and Lafayette Consolidated Government are valued at cost where historical records are available and at estimated historical cost where historical records cannot be located. Donated fixed assets are valued at their estimated fair market value as of the date received. All fixed assets of Lafayette Parish Government which were purchased prior to 1980 are valued at estimated historical cost with the exception of buildings. Buildings have been recorded at insured values in effect in 1980. This basis is not in accordance with generally accepted accounting principles which require that such assets be recorded at cost or estimated historical cost. The potential differences resulting from the use of insured values as opposed to cost have been determined to be insignificant to the Lafayette Consolidated Government. Prior to November 1, 2001, governmental funds' infrastructure assets were not capitalized. These assets (back to November 1, 1979) have been valued at estimated historical cost.

Fixed assets in the Utilities System Fund were initially recorded on November 1, 1949 at values assigned by a survey and analysis conducted by the City's consulting engineers. Fixed assets acquired since the original capitalization and all other proprietary fund fixed assets are valued at historical cost.

Depreciation of all exhaustible fixed assets is recorded as an allocated expense in the statement of activities, with accumulated depreciation reflected in the statement of net assets. Depreciation is provided over the assets' estimated useful lives using the straight-line method of depreciation. The range of estimated useful lives by type of asset is as follows:

LAFAYETTE CITY-PARISH CONSOLIDATED GOVERNMENT  
Lafayette, Louisiana

Notes to the Basic Financial Statements (Continued)

	Years
Buildings and improvements	8 - 40
Equipment (vehicles and movables)	3 - 20
Infrastructure	25 - 40
Utility plant and equipment	5 - 100
Acquisition adjustments	8 - 9

The costs of normal maintenance and repairs that do not add to the value of the asset or materially extend asset lives are not capitalized.

Fund financial statements –

In the fund financial statements, fixed assets used in governmental fund operations are accounted for as capital outlay expenditures of the governmental fund upon acquisition. Fixed assets used in proprietary fund operations are accounted for the same as in the government-wide statements.

Major outlays for capital assets and improvements are capitalized as projects are constructed. Interest incurred during the construction phase of capital assets of proprietary funds and business-type activities is included as part of the capitalized value of the assets constructed. Total interest incurred for the year ended October 31, 2008 for the proprietary funds and business-type activities was \$19,259,899. Of this amount, \$16,126,122 was charged to expense while the remaining \$3,133,777 was capitalized as part of construction in the Utilities and Communications System funds.

Total interest incurred for the year ended October 31, 2008 for the governmental funds was \$22,540,707 and for governmental activities was \$18,187,550. The total amount for both the governmental funds and the governmental activities was expensed.

Compensated absences:

Employees earn vacation pay in varying amounts ranging from eight hours per month to 16 hours per month, depending upon length of service. At the end of each year, annual leave may be carried forward provided the amount carried forward does not exceed an employee's annual earning rate at the time. Unused annual leave (in excess of what can be carried forward) is credited to the employee's sick leave balance. Subject to the above limitation, unused vacation is paid to an employee upon retirement or resignation at hourly rates being earned by that employee at separation.

Sick leave is accumulated at the rate of 12 days per year, and any unused sick leave may be carried forward without limitation. No sick leave is paid upon resignation. Employees separated due to retirement or deaths are paid for all accumulated sick leave at the hourly rates being earned by that employee at separation.

In the government-wide and proprietary fund financial statements, the Government accrues accumulated unpaid vacation and sick leave and associated related costs when earned (or estimated to be earned) by the employee. The current portion is the amount estimated to be used/paid in the following year. The remainder is reported as non-current. In accordance with

LAFAYETTE CITY-PARISH CONSOLIDATED GOVERNMENT  
Lafayette, Louisiana

Notes to the Basic Financial Statements (Continued)

GASB Interpretation No. 6, "Recognition and Measurement of Certain Liabilities and Expenditures in Governmental Fund Financial Statements," no compensated absences liability is recorded in the governmental fund financial statements.

Long-term debt:

The accounting treatment of long-term debt depends on whether the debt relates to governmental or proprietary fund obligations and whether they are reported in the government-wide or fund financial statements.

All long-term debt to be repaid from governmental and business-type resources is reported as liabilities in the government-wide financial statements. The long-term debt consists primarily of bonds payable, accrued compensated absences, and claims payable.

Long-term debt for governmental funds is not reported as liabilities in the fund financial statements. The debt proceeds are reported as other financing sources and payment of principal and interest reported as expenditures. The accounting for proprietary funds is the same in the fund financial statements as it is in the government-wide financial statements.

Equity classifications:

Government-wide financial statements –

Equity is classified as net assets and displayed in three components:

- a. Invested in capital assets, net of related debt – Consists of capital assets including restricted capital assets, net of accumulated depreciation and reduced by the outstanding balances of any bonds, mortgages, notes, or other borrowings that are attributable to the acquisition, construction, or improvement of those assets.
- b. Restricted net assets – Consists of net assets with constraints placed on the use either by (1) external groups such as creditors, grantors, contributors, or laws or regulations of other governments, or (2) law through constitutional provisions or enabling legislation.
- c. Unrestricted net assets – All other net assets that do not meet the definition of "restricted" or "invested in capital assets, net of related debt."

The government-wide statement of net assets reports \$277,746,058 of restricted net assets of which \$60,937,574 is restricted by enabling legislation.

Fund statements –

Governmental fund equity is classified as fund balance. Fund balance is further classified as reserved and unreserved, with unreserved further split between designated and undesignated. Proprietary fund equity is classified the same as in the government-wide statements.

LAFAYETTE CITY-PARISH CONSOLIDATED GOVERNMENT  
Lafayette, Louisiana

Notes to the Basic Financial Statements (Continued)

Interfund transfers:

Permanent reallocations of resources between funds of the primary government are classified as interfund transfers. For the purposes of the statement of activities, all interfund transfers between individual governmental funds and individual proprietary funds have been eliminated.

Use of estimates:

The preparation of financial statements in conformity with generally accepted accounting principles requires management to make estimates and assumptions that affect certain reported amounts and disclosures. Accordingly, actual results could differ from those estimates.

Impairments:

A capital asset is considered impaired when its service utility has declined significantly and unexpectedly. The Government is required to evaluate prominent events or changes in circumstances affecting capital assets to determine whether impairment of a capital asset has occurred. A capital asset generally should be considered impaired if both (a) the decline in service utility of the capital asset is large in magnitude and (b) the event or change in circumstance is outside the normal life cycle of the capital asset. The Government recorded no impairment losses during the year ended October 31, 2008.

(2) Deposits and Investments

Deposits:

Custodial Credit Risk – The custodial credit risk is the risk that in the event of a bank failure, the Government's deposits may not be returned to it. The Government's policy to ensure there is no exposure to this risk is to require each financial institution to pledge their own securities to cover any amount in excess of Federal Depository Insurance Coverage. These securities must be held in the Government's name. LPPA follows the same policy as Lafayette Consolidate Government. Accordingly, the Government and LPPA had no custodial credit risk related to its deposits at October 31, 2008.

Investments:

As of October 31, 2008, the primary government, excluding LPPA, a blended component unit, had the following investments and maturities:

LAFAYETTE CITY-PARISH CONSOLIDATED GOVERNMENT  
Lafayette, Louisiana

Notes to the Basic Financial Statements (Continued)

<u>Investment Type</u>	<u>Investment Maturities</u>		
	<u>Fair Value</u>	<u>Less Than One Year</u>	<u>One - Five Years</u>
Repurchase agreements	\$ 75,586,478	\$ 75,586,478	\$ -
U.S. Treasuries	58,730,816	34,168,424	24,562,392
U.S. Instrumentalities	324,326,270	219,863,478	104,462,792
State Investment Pool - (LAMP)	<u>3,549,066</u>	<u>3,549,066</u>	<u>-</u>
Total	<u>\$462,192,630</u>	<u>\$333,167,446</u>	<u>\$ 129,025,184</u>

Interest Rate Risk- As a means of limiting its exposure to fair value losses arising from rising interest rates, the Government's investment policy states that generally, the Government will only invest in "money market instruments," which are defined as very creditworthy, highly liquid investments with maturities of one year or less. Although there may be certain circumstances in which longer-term securities are utilized, such as investments of long-term sinking fund contributions, maturity-matched construction funds, or securities purchased under the terms of a short-term repurchase agreement, the general use of long-term securities shall be avoided.

Credit Risk/Concentration of Credit Risk - Credit risk is defined as the risk that an issuer or other counterparty to an investment will not fulfill its obligations. The Government's investment policy limits investments to fully insured and/or fully-collateralized certificates of deposits and direct and indirect obligations of U.S. government agencies. The Government's investment in U.S. Instrumentalities securities were rated AAA by Standard & Poor's and Aaa by Moody's Investors Service at October 31, 2008. More than 5% of the investments above are in U.S. Instrumentalities which are invested in Federal National Mortgage Association securities, Federal Home Loan Bank securities, Federal Farm Credit Bonds and Federal Home Loan Mortgage Corporation securities. These investments represent 70.17% of the Government's total investments at October 31, 2008.

Custodial Credit Risk - For an investment, custodial credit risk is the risk that, in the event of the failure of the counterparty, the Government will not be able to recover the value of its investments or collateral securities that are in the possession of an outside party. The Government's investment policy requires all investments to be in the Government's name and all ownership securities to be evidenced by an acceptable safekeeping receipt issued by a third-party financial institution which is acceptable to the Government. Accordingly, the Government had no custodial credit risk related to its investments at October 31, 2008.

As of October 31, 2008, LPPA, a blended component unit, had the following investments and maturities:

<u>Investment Type</u>	<u>% of Portfolio</u>	<u>Investment Maturities</u>		
		<u>Fair Value</u>	<u>Less Than One Year</u>	<u>One - Five Years</u>
U.S. Instrumentalities	<u>100%</u>	<u>\$ 35,837,954</u>	<u>\$ 20,291,348</u>	<u>\$ 15,546,606</u>

LAFAYETTE CITY-PARISH CONSOLIDATED GOVERNMENT  
Lafayette, Louisiana

Notes to the Basic Financial Statements (Continued)

Interest Rate Risk - As a means of limiting its exposure to fair-value losses arising from rising interest rates, LPPA's investment policy limits the investment portfolio to "money market instruments," which are defined as very creditworthy, highly liquid investments with maturities of one year or less. Although there may be certain circumstances in which longer-term securities are utilized, the general use of long-term securities shall be avoided.

Credit Risk - LPPA's investment policy limits investments to fully insured and/or fully-collateralized certificates of deposits and direct and indirect obligations of U.S. government agencies. At October 31, 2008, LPPA's investments in Federal Home Loan Mortgage Corporation (as noted on the above chart) was rated AAA by Standard and Poor's and Aaa by Moody's Investment Service.

Concentration of Credit Risk - The LPPA's investment policy limits the LPPA's investment instruments to: 1) certificates of deposit; 2) certain direct obligations of the U.S. Government; 3) other "direct obligations" of the U.S. Government; and 4) obligations of certain U.S. Government Agencies. More than 5% of the investments above are in U.S. Instrumentalities which are invested in Federal National Mortgage Association securities, Federal Home Loan Bank securities, Federal Farm Credit Bonds and Federal Home Loan Mortgage Corporation securities. These investments are 100% of the LPPA's total investments.

The Government participates in the Louisiana Asset Management Pool (LAMP). The LAMP is an investment pool established as a cooperative endeavor to enable public entities of the State of Louisiana to aggregate funds for investment; the LAMP is not registered with the Securities and Exchange Commission (SEC) as an investment company. The LAMP is operated by a non-profit corporation, Louisiana Asset Management Pool, Inc., whose officers include a President, normally the Treasurer of the State of Louisiana, and a Secretary/Treasurer who is charged with the day-to-day operations of the program. LAMP, Inc. is governed by a Board of Directors consisting of nine to fourteen members elected each year by the participating entities.

The LAMP is intended to improve administrative efficiency and increase investment yield of participating public entities. The LAMP's portfolio securities are valued at market value even though the amortized cost method is permitted by Rule 2a-7 of the Investment Company Act of 1940, as amended, which governs registered money market funds. Because the LAMP is not a money market fund, it has no obligation to conform to this rule. The investment objectives of the LAMP are to preserve capital and protect principal, maintain sufficient liquidity, provide safety of funds and investments, and maximize the return on the pool. The LAMP seeks to maintain a stable net asset value of \$1.00 per unit, but there can be no assurance that the LAMP will be able to achieve this objective.

The dollar weighted average portfolio maturity of the LAMP assets is restricted to no more than 90 days and consists of no securities with a maturity in excess of 397 days. The LAMP is designed to be highly liquid to give its participants immediate access to their account balances. Investments in the LAMP are stated at fair value based on quoted market rates. The fair value is determined on a weekly basis by the LAMP and the fair value of the position of the pool is the same as the value of the pool shares.

LAMP is rated AAAM by Standard & Poor's at October 31, 2008.



LAFAYETTE CITY-PARISH CONSOLIDATED GOVERNMENT  
Lafayette, Louisiana

Notes to the Basic Financial Statements (Continued)

In accordance with GASB Statement No. 31, the Government recognized the net increase (decrease) in the fair value of investments for the year ended October 31, 2008 detailed below. This amount takes into account all changes in fair value (including purchases and sales) that occurred during the year.

	Primary Government	Component Units
Lafayette City-Parish Consolidated Government	\$ 3,224,485	\$ 47,358
LPPA	147,560	-
	\$ 3,372,045	\$ 47,358

(3) Ad Valorem Taxes

Fund financial statements -

City of Lafayette:

Ad valorem taxes attach as an enforceable lien on property as of January 1 of each year. Taxes are levied by the City in April or May and are billed to taxpayers in November. The taxes are levied for the period of November 1 through October 31. Billed taxes become delinquent on January 1 of the year following the year they attach as an enforceable lien. Revenues from ad valorem taxes are budgeted and recognized as revenue in the year billed.

The City bills and collects its own property taxes using the assessed values determined by the Tax Assessor of Lafayette Parish. For the year ended October 31, 2008, taxes of 17.81 mills were levied on property with assessed valuations totaling \$902,868,405 and were dedicated as follows:

General corporate purposes	5.42 mills
Maintenance of public streets	1.25 mills
Maintenance of public buildings	1.10 mills
Recreation and parks	1.86 mills
Maintenance and operation of fire and police departments	8.18 mills

Total taxes levied were \$16,080,086. Taxes receivable at October 31, 2008 totaled \$522,300, all of which is considered uncollectible.

LAFAYETTE CITY-PARISH CONSOLIDATED GOVERNMENT  
Lafayette, Louisiana

Notes to the Basic Financial Statements (Continued)

Lafayette Parish:

Ad valorem taxes attach as an enforceable lien on property as of January 1 of each year. During the current fiscal year, taxes were levied by Lafayette Parish in August of 2007 and were billed to the taxpayers by the Assessor in November of 2007 for the period November 1, 2007 through October 31, 2008. Billed taxes are due by December 31, becoming delinquent on January 1 of the following year.

Taxes are budgeted and the revenue recognized in the year following the assessment, which is the year for which the taxes are levied.

The taxes are based on assessed values determined by the Tax Assessor of Lafayette Parish and are collected by the Sheriff. The taxes are remitted to Lafayette Parish net of deductions for Pension Fund contributions.

For the year ended October 31, 2008, taxes of 29.89 mills were levied on property with assessed valuations totaling \$1,470,636,507 and were dedicated as follows:

General corporate purposes, in city	1.52 mills
General corporate purposes	3.05 mills
Maintenance of buildings, roads, and bridges	19.33 mills
Debt service contingency	3.50 mills
Health unit maintenance	.99 mills
Mosquito control	1.50 mills

Total taxes levied during 2007 for 2008, exclusive of homestead exemptions, were \$31,763,478. Taxes receivable at October 31, 2008 totaled \$308,566, all of which is considered uncollectible.

Government-wide financial statements -

Property taxes are recognized in the year for which they are levied, net of uncollectible amounts, as applicable.

LAFAYETTE CITY-PARISH CONSOLIDATED GOVERNMENT  
Lafayette, Louisiana

Notes to the Basic Financial Statements (Continued)

(4) Due From Other Governmental Agencies

Amounts due from other governmental agencies consist of the following at October 31, 2008:

Fund financial statements:

Governmental funds -

Lafayette Parish School Board:

Sales and use taxes collected but not remitted	\$ 6,491,685
Other	23,040

Lafayette Parish Sheriff's Department

Police attendance fees	17,414
Other	5,650

Federal:

Grant funds	4,555,473
-------------	-----------

State of Louisiana:

Refunds for housing juveniles at the Juvenile Detention Home	5,206
Federal pass-through grant funds	745,234
State grant funds	669,310
Other state shared revenue	414,638
Other	20,540

Other:

Reimbursements due for other costs	1,720
Other	28,318

Total amount reported in governmental funds	<u>\$ 12,978,228</u>
---	----------------------

Proprietary funds -

FEMA grant funds	<u>\$ 3,670,730</u>
------------------	---------------------

Government-wide financial statements;

Total amount reported in governmental funds	\$ 12,978,228
Total amount reported in proprietary funds	3,670,730
Additional sales and use taxes due from Lafayette Parish School Board	<u>6,467,997</u>
	<u>\$ 23,116,955</u>

(5) Restricted Assets - Enterprise Funds

Restricted assets of the Utilities System Fund were applicable to the following at October 31, 2008:

Bond reserve and capital additions fund	\$ 98,309,972
Bond construction fund	14,091,900
Customers' deposits	<u>5,989,388</u>
Total	<u>\$118,391,260</u>

LAFAYETTE CITY-PARISH CONSOLIDATED GOVERNMENT  
Lafayette, Louisiana

Notes to the Basic Financial Statements (Continued)

The funds on deposit in the bond reserve and capital additions account are held for the following purposes:

Required bond reserve	\$ 18,603,047
Capital additions	<u>79,706,925</u>
Total	<u>\$ 98,309,972</u>

A Self-Insurance Fund was established as part of the Government's risk management program. The Utilities System Fund's investment in the Self-Insurance Fund is accounted for on the equity basis with claims and interest earnings being recognized as increases or decreases in the investment in the year incurred.

Restricted assets of LPPA were applicable to the following at October 31, 2008:

Cash with paying agent	\$ 13,178,733
Bond reserve and contingency fund	22,957,807
Bond construction fund	12,894,401
Fuel cost stability fund	<u>4,514,475</u>
Total	<u>\$ 53,545,416</u>

Restricted assets of the Communications Services Enterprise Fund were applicable to the following at October 31, 2008:

Construction account	\$ 78,264,244
Debt service account	9,061,516
Capital additions account	<u>787,472</u>
Total	<u>\$ 88,113,232</u>

LAFAYETTE CITY-PARISH CONSOLIDATED GOVERNMENT  
Lafayette, Louisiana

Notes to the Basic Financial Statements (Continued)

(6) Capital Assets

Capital asset activity for the year ended October 31, 2008 was as follows:

	Balance 11/01/07	Additions	Deletions	Balance 10/31/08
Governmental activities:				
Capital assets not being depreciated:				
Land	\$ 31,115,468	\$ 232,925	\$ -	\$ 31,348,393
Construction in progress	98,541,341	32,481,084	59,090,462	71,931,963
Other capital assets:				
Land improvements	232,801	116,435	-	349,236
Buildings and improvements	133,234,181	313,358	-	133,547,539
Vehicles	36,942,747	6,324,976	1,112,334	42,155,389
Movables	21,906,028	2,835,927	766,892	23,975,063
Infrastructure	455,959,490	58,354,095	-	514,313,585
Totals	<u>777,932,056</u>	<u>100,658,800</u>	<u>60,969,688</u>	<u>817,621,168</u>
Less accumulated depreciation				
Land improvements	7,654	12,553	-	20,207
Buildings and improvements	63,022,831	2,731,404	-	65,754,235
Vehicles	23,968,409	2,798,074	1,109,395	25,657,088
Movables	15,308,009	1,917,822	693,287	16,532,544
Infrastructure	180,144,565	13,427,286	-	193,571,851
Total accumulated depreciation	<u>282,451,468</u>	<u>20,887,139</u>	<u>1,802,682</u>	<u>301,535,925</u>
Governmental activities, capital assets, net	<u>\$ 495,480,588</u>	<u>\$ 79,771,661</u>	<u>\$ 59,167,006</u>	<u>\$ 516,085,243</u>
Business-type activities:				
Capital assets not being depreciated:				
Land	\$ 15,459,120	\$ 605,996	\$ 391,903	\$ 15,673,213
Construction in progress	50,119,150	60,352,761	61,083,673	49,388,238
Other capital assets:				
Buildings and improvements	3,037,416	-	-	3,037,416
Electric plant	548,159,548	19,068,067	8,480,320	558,747,295
Water plant	107,363,221	5,613,214	179,352	112,797,083
Sewer plant	149,061,099	35,571,994	3,511,986	181,121,107
Fiber optics	8,224,997	8,291,138	8,544,031	7,972,104
Electric plant acquisitions	59,641,113	970,696	-	60,611,809
Equipment	15,094,973	16,875,106	12,855,078	19,115,001
Totals	<u>956,160,637</u>	<u>147,348,972</u>	<u>95,046,343</u>	<u>1,008,463,266</u>
Less accumulated depreciation				
Buildings and improvements	2,875,919	21,146	-	2,897,065
Electric plant	257,771,709	13,696,600	2,686,307	268,782,002
Water plant	37,647,208	2,383,152	174,585	39,855,775
Sewer plant	46,172,819	3,777,974	3,503,392	46,447,401
Fiber optics	2,023,371	809,217	2,023,371	809,217
Electric plant acquisitions	41,882,636	1,734,518	-	43,617,154
Equipment	13,467,030	1,232,025	12,340,908	2,358,146
Total accumulated depreciation	<u>401,840,692</u>	<u>23,654,632</u>	<u>20,728,563</u>	<u>404,766,760</u>
Business-type activities, capital assets, net	<u>\$ 554,319,945</u>	<u>\$ 123,694,340</u>	<u>\$ 74,317,780</u>	<u>\$ 603,696,506</u>

LAFAYETTE CITY-PARISH CONSOLIDATED GOVERNMENT  
Lafayette, Louisiana

Notes to the Basic Financial Statements (Continued)

Depreciation expense was charged to governmental activities as follows:

General government	\$ 1,021,654
Public safety	2,578,059
Traffic and transportation	933,134
Streets and drainage	854,371
Urban redevelopment and housing	43,093
Culture and recreation	1,680,050
Health and welfare	79,981
Economic development and assistance	173,334
Economic opportunity	7,560
Capital assets held by internal service funds are charged to various functions based their usage of the assets	88,617
Infrastructure depreciaion is unallocated	<u>13,427,286</u>
Total	<u>\$ 20,887,139</u>

Depreciation expense was charged to business-type activities as follows:

Electric	\$ 14,772,015
Water	2,383,152
Wastewater	3,777,974
Fiber optics	809,217
Coal-fired electric plant	1,734,518
Animal shelter control program	41,825
Solid waste collection services	<u>135,931</u>
Total	<u>\$ 23,654,632</u>

(7) Long-Term Debt

Primary Government

City of Lafayette:

Revenue Bonds. The City issues bonds which are repaid from specific revenue sources, either sales taxes or income derived from proprietary funds. Proceeds are used for the acquisition and construction of major capital facilities of both governmental and business-type activities. The bonds expected to be paid from business-type revenues are reported in the proprietary funds. Revenue bonds have also been issued to refund other revenue bonds.

Taxable Refunding Bonds. The City issued taxable refunding bonds to refund the outstanding notes with the Firefighters and Municipal Police Employees Retirement Systems. The Bonds are secured by and payable solely from a pledge and dedication of the excess of annual revenue above statutory, necessary and usual charges in each of the fiscal years during which the Bonds are outstanding.

LAFAYETTE CITY-PARISH CONSOLIDATED GOVERNMENT  
Lafayette, Louisiana

Notes to the Basic Financial Statements (Continued)

Lafayette Parish Government:

General Obligation Bonds/Certificates of Indebtedness. The Parish issues general obligation bonds to provide funds for the acquisition and construction of major capital facilities. These bonds are direct obligations and pledge the full faith and credit of the Parish.

Long-term debt outstanding at October 31, 2008 is as follows:

	<u>Issue Date</u>	<u>Final Maturity Date</u>	<u>Interest Rates</u>	<u>Balance Outstanding</u>
Governmental activities:				
City of Lafayette -				
Sales tax revenue bonds:				
Public streets and drainage secured by:				
1961 Sales Tax	09/01/99	03/01/09	5.58 - 7.00	\$ 1,305,000
	11/01/00	05/01/25	4.875 - 7.00	870,000
	12/01/01	03/01/26	4.00 - 5.75	19,255,000
	12/01/02	03/01/09	3.00 - 4.75	6,590,000
	01/01/03	03/01/27	4.25 - 7.00	9,395,000
	02/20/03	03/01/18	2.50 - 4.30	10,575,000
	11/01/03	03/01/28	4.00 - 6.00	6,745,000
	03/22/05	03/22/24	3.25 - 5.00	40,460,000
	06/01/05	06/01/30	4.00 - 6.00	23,205,000
	09/07/06	09/07/25	4.00 - 5.00	10,250,000
	08/01/07	03/01/32	4.25 - 7.00	<u>16,800,000</u>
Total 1961 Sales Tax				<u>145,450,000</u>
1985 Sales Tax	11/01/99	05/01/09	5.65 - 7.00	470,000
	11/01/00	05/01/25	4.875 - 7.00	1,100,000
	12/01/01	03/01/26	4.00 - 5.75	13,450,000
	01/01/03	05/01/27	4.25 - 6.25	12,930,000
	11/01/03	05/01/28	4.00 - 5.75	15,560,000
	02/03/04	05/01/15	3.00 - 5.00	15,940,000
	05/01/04	05/01/20	2.00 - 4.30	2,880,000
	03/22/05	03/22/24	3.00 - 5.00	21,275,000
	06/01/05	06/01/30	4.00 - 5.50	2,245,000
	09/07/06	09/07/25	4.00 - 5.00	13,205,000
	11/30/06	05/01/23	4.00 - 5.00	32,915,000
	08/01/07	05/01/32	4.50 - 6.00	<u>2,100,000</u>
Total 1985 Sales Tax				<u>134,070,000</u>
Total sales tax revenue bonds				279,520,000
Taxable refunding bonds:				
Series 2002	11/07/02	05/01/28	1.85 - 5.75	<u>43,225,000</u>
Total City of Lafayette				<u>\$ 322,745,000</u>

LAFAYETTE CITY-PARISH CONSOLIDATED GOVERNMENT  
Lafayette, Louisiana

Notes to the Basic Financial Statements (Continued)

	Issue Date	Final Maturity Date	Interest Rates	Balance Outstanding
Lafayette Parish Government -				
General obligation bonds:				
Series 2001	12/21/01	03/01/26	4.00 – 5.75	\$ 14,290,000
Series 2003	12/21/01	03/01/26	3.00 – 5.25	19,825,000
Series 2005	12/21/01	03/01/26	4.00 – 5.00	<u>13,685,000</u>
				47,800,000
Certificates of Indebtedness:				
Series 1999	12/14/99	12/01/19	5.75	<u>1,090,000</u>
Total Lafayette Parish Government				48,890,000
Add: unamortized bond premiums, net of discounts				4,765,301
Less: unamortized loss on refundings				<u>(6,773,125)</u>
Total bond indebtedness				<u>\$369,627,176</u>
Other liabilities:				
Capital leases				62,814
Accrued compensated absences				11,438,261
OPEB payable				959,824
Claims payable				<u>15,798,188</u>
Total other liabilities				<u>28,259,087</u>
Total governmental activity debt				<u>\$397,886,263</u>
Business-type activities:				
City of Lafayette -				
Utilities revenue bonds:				
Series 1996	12/11/1996	11/1/2017	2.95%	\$ 9,265,000
Series 2004	8/10/2004	11/1/2028	4.00 - 5.25	183,990,000
Communications system revenue bonds:				
Series 2007	6/28/2007	11/1/1931	4.00 - 5.25	110,405,000
Add: issue premium				
Series 2004				4,695,013
Series 2007				<u>3,605,271</u>
Total City of Lafayette				311,960,284
LPPA -				
Revenue bonds, net				<u>86,253,171</u>
Total bond indebtedness				398,213,455
Accrued compensated absences				<u>4,919,433</u>
Total business-type activity debt				<u>\$403,132,888</u>



LAFAYETTE CITY-PARISH CONSOLIDATED GOVERNMENT  
Lafayette, Louisiana

Notes to the Basic Financial Statements (Continued)

The annual debt service requirements to maturity of all bonds outstanding at October 31, 2008 follows:

City of Lafayette –

<u>Year Ended October 31</u>	<u>Sales Tax</u>		
	<u>Principal</u>	<u>Interest</u>	<u>Total</u>
2009	\$ 18,000,000	\$ 9,085,843	\$ 27,085,843
2010	13,665,000	11,917,515	25,582,515
2011	14,855,000	11,258,646	26,113,646
2012	13,195,000	10,583,955	23,778,955
2013	13,770,000	10,001,878	23,771,878
2014 - 2018	73,680,000	40,261,337	113,941,337
2019 - 2023	79,670,000	22,530,794	102,200,794
2024 - 2028	43,815,000	6,579,050	50,394,050
2029 - 2032	8,870,000	694,750	9,564,750
	<u>\$279,520,000</u>	<u>\$ 122,913,768</u>	<u>\$402,433,768</u>

<u>Year Ended October 31</u>	<u>Taxable Refunding Bonds</u>		
	<u>Principal</u>	<u>Interest</u>	<u>Total</u>
2009	\$ 1,285,000	\$ 2,341,361	\$ 3,626,361
2010	1,340,000	2,284,575	3,624,575
2011	1,400,000	2,222,895	3,622,895
2012	1,465,000	2,154,070	3,619,070
2013	1,540,000	2,080,870	3,620,870
2014 - 2018	8,950,000	9,080,665	18,030,665
2019 - 2023	11,740,000	6,210,621	17,950,621
2024 - 2028	15,505,000	2,328,033	17,833,033
	<u>\$ 43,225,000</u>	<u>\$ 28,703,090</u>	<u>\$ 71,928,090</u>

<u>Year Ended October 31</u>	<u>Communications</u>		
	<u>Principal</u>	<u>Interest</u>	<u>Total</u>
2009	\$ -	\$ 2,747,166	\$ 2,747,166
2010	-	5,494,331	5,494,331
2011	-	5,494,331	5,494,331
2012	3,190,000	5,430,531	8,620,531
2013	3,320,000	5,300,331	8,620,331
2014 - 2018	18,860,000	24,126,669	42,986,669
2019 - 2023	23,910,000	18,909,506	42,819,506
2024 - 2028	30,510,000	12,128,356	42,638,356
2029 - 2032	30,615,000	3,317,344	33,932,344
	<u>\$110,405,000</u>	<u>\$ 82,948,565</u>	<u>\$193,353,565</u>

LAFAYETTE CITY-PARISH CONSOLIDATED GOVERNMENT  
Lafayette, Louisiana

Notes to the Basic Financial Statements (Continued)

<u>Year Ended October 31</u>	<u>Utilities</u>		
	<u>Principal</u>	<u>Interest</u>	<u>Total</u>
2009	\$ -	\$ 9,649,209	\$ 9,649,209
2010	915,000	9,751,496	10,666,496
2011	940,000	9,728,773	10,668,773
2012	970,000	9,705,375	10,675,375
2013	1,575,000	9,669,704	11,244,704
2014 - 2018	47,660,000	42,590,375	90,250,375
2019 - 2023	54,520,000	29,617,275	84,137,275
2024 - 2028	70,375,000	13,381,550	83,756,550
2029 - 2032	16,300,000	407,500	16,707,500
	<u>\$193,255,000</u>	<u>\$ 134,501,257</u>	<u>\$327,756,257</u>

Lafayette Parish Government -

<u>Year Ended October 31</u>	<u>General Obligation Bonds</u>		
	<u>Principal</u>	<u>Interest</u>	<u>Total</u>
2009	\$ 1,395,000	\$ 2,129,424	\$ 3,524,424
2010	1,470,000	2,062,252	3,532,252
2011	1,550,000	1,990,602	3,540,602
2012	1,630,000	1,919,618	3,549,618
2013	1,720,000	1,848,171	3,568,171
2014 - 2018	10,150,000	8,013,614	18,163,614
2019 - 2023	13,250,000	5,461,832	18,711,832
2024 - 2028	14,645,000	2,074,176	16,719,176
2029 - 2032	1,990,000	90,675	2,080,675
	<u>\$ 47,800,000</u>	<u>\$ 25,590,364</u>	<u>\$ 73,390,364</u>

<u>Year Ended October 31</u>	<u>Certificates of Indebtedness</u>		
	<u>Principal</u>	<u>Interest</u>	<u>Total</u>
2009	\$ 65,000	\$ 60,806	\$ 125,806
2010	70,000	56,925	126,925
2011	75,000	52,756	127,756
2012	80,000	48,300	128,300
2013	80,000	43,700	123,700
2014 - 2018	485,000	141,019	626,019
2019 - 2023	235,000	13,656	248,656
	<u>\$ 1,090,000</u>	<u>\$ 417,162</u>	<u>\$ 1,507,162</u>

LAFAYETTE CITY-PARISH CONSOLIDATED GOVERNMENT  
Lafayette, Louisiana

Notes to the Basic Financial Statements (Continued)

The Government has defeased certain revenue bonds by placing the proceeds of new bonds in irrevocable trusts to provide for all future debt service payments on old bonds. Accordingly, the trust accounts' assets and the liabilities for the defeased bonds are not included in the Government's financial statements. At October 31, 2008, the following bonds are considered defeased:

Primary government:	
Sales tax revenue	<u>\$ 22,050,000</u>
Discretely presented component units:	
Lafayette Public Trust Financing Authority	<u>\$ 18,720,000</u>

Blended Component unit

LPPA revenue bonds outstanding at October 31, 2008 are as follows:

	Issue Date	Interest Rates	Balance Outstanding
Series 2002	9/1/2002	2.85 – 4.00	\$ 5,875,000
Series 2003	08/04/03	5.00	47,025,000
Series 2007	12/05/07	3.50 – 5.00	<u>34,045,000</u>
			86,945,000
Add: unamortized premium			3,359,648
Less: unamortized loss on refunding			<u>(4,051,477)</u>
Net revenue bonds outstanding			<u>\$86,253,171</u>

The annual debt service requirements on all LPPA bonds outstanding at October 31, 2008 follows:

Year Ended October 31	Principal	Interest	Total
2009	\$ 11,100,000	\$ 3,892,751	\$ 14,992,751
2010	11,730,000	3,347,526	15,077,526
2011	12,365,000	2,769,071	15,134,071
2012	13,030,000	2,157,076	15,187,076
2013	7,235,000	1,671,029	8,906,029
2014 - 2018	3,160,000	7,170,781	10,330,781
2019 - 2023	3,880,000	6,435,016	10,315,016
2024 - 2028	4,815,000	5,468,313	10,283,313
2029 - 2033	<u>19,630,000</u>	<u>2,864,000</u>	<u>22,494,000</u>
	<u>\$ 86,945,000</u>	<u>\$35,775,563</u>	<u>\$122,720,563</u>

LAFAYETTE CITY-PARISH CONSOLIDATED GOVERNMENT  
Lafayette, Louisiana

Notes to the Basic Financial Statements (Continued)

Changes in Long-Term Liabilities

The following is a summary of changes in long-term debt for the year ended October 31, 2008:

	Balance 11/01/07	Additions	Reductions	Balance 10/31/08
<b>Governmental activities:</b>				
City of Lafayette -				
Sales tax revenue bonds	\$ 296,670,000	\$ -	\$ 17,150,000	\$ 279,520,000
Taxable refunding bonds	44,465,000	-	1,240,000	43,225,000
Lafayette Parish -				
General obligation bonds	49,115,000	-	1,315,000	47,800,000
Certificates of Indebtedness	1,150,000	-	60,000	1,090,000
Unamortized bond premiums, net of discounts	5,429,752	-	664,451	4,765,301
Unamortized loss on refunding	(7,310,600)	-	(537,475)	(6,773,125)
Total bond indebtedness	<u>389,519,152</u>	<u>-</u>	<u>19,891,976</u>	<u>369,627,176</u>
Other liabilities:				
Capital leases	81,292	-	18,478	62,814
Compensated absences	10,191,476	1,246,785	-	11,438,261
OPEB payable	-	959,824	-	959,824
Claims liabilities	9,168,813	23,985,957	17,356,582	15,798,188
Governmental activities long-term debt	<u>\$ 408,960,733</u>	<u>\$ 26,192,566</u>	<u>\$ 37,267,036</u>	<u>\$ 397,886,263</u>
<b>Business-type activities:</b>				
Primary government -				
Utilities revenues bonds:				
Series 1996	\$ 10,155,000	\$ -	\$ 890,000	\$ 9,265,000
Series 2004	183,990,000	-	-	183,990,000
	194,145,000	-	890,000	193,255,000
Add: Series 2004 issue premium	4,945,511	-	250,498	4,695,013
Total utilities revenue bonds	<u>199,090,511</u>	<u>-</u>	<u>1,140,498</u>	<u>197,950,013</u>
Communications revenue bonds:				
Series 2007	110,405,000	-	-	110,405,000
Add: Series 2007 issue premium	3,693,829	-	88,558	3,605,271
Total communications revenue bonds	<u>114,098,829</u>	<u>-</u>	<u>88,558</u>	<u>114,010,271</u>
Compensated absences	4,669,068	250,365	-	4,919,433
Total primary government	<u>317,858,408</u>	<u>250,365</u>	<u>1,229,056</u>	<u>316,879,717</u>
Component unit -				
LPPA revenue debt	63,115,000	34,045,000	10,215,000	86,945,000
Add unamortized premium	3,785,023	-	425,375	3,359,648
Less deferred amount on refunding	(5,050,409)	-	(998,932)	(4,051,477)
Total LPPA revenue debt	<u>61,849,614</u>	<u>34,045,000</u>	<u>9,641,443</u>	<u>86,253,171</u>
Business-type activities long-term debt	<u>\$ 379,708,022</u>	<u>\$ 34,295,365</u>	<u>\$ 10,870,499</u>	<u>\$ 403,132,888</u>

LAFAYETTE CITY-PARISH CONSOLIDATED GOVERNMENT  
Lafayette, Louisiana

Notes to the Basic Financial Statements (Continued)

Compensated absences typically have been liquidated by the general fund and a few other governmental funds. Claims liabilities typically have been liquidated by the internal service funds.

(8) Authorization for Sale of Additional Bonds

At elections held on April 4, 1981, July 20, 1985 and July 17, 1997, voters of the City of Lafayette approved the issuance of additional sales tax revenue bonds. At October 31, 2008, the remaining approved amounts are as follows:

	1961 Sales Tax	1985 Sales Tax
Street Improvements	\$ 104,622,799	\$ 57,505,306
Drainage improvements	19,216,032	16,069,030
Recreation/parks improvements	4,367,195	4,703,664
North University underpass	2,762,141	-
Public buildings	203,833	-
Total	\$ 131,172,000	\$ 78,278,000

(9) Flow of Funds; Restrictions on Use - Utility Revenues

Under the terms of various bond indentures on outstanding Utilities Revenue Bonds, all income and revenues of the Utilities System are pledged and dedicated to the retirement of said bonds and are to be deposited in funds as indicated below.

All revenue, except income received from the sale of capital assets and charges between divisions of the Utilities System, shall be deposited daily into a Receipts Fund. Out of the Receipts Fund, there shall be transferred to an Operating Fund from time to time as needed during each sinking fund year amounts sufficient to provide for the payment of costs of operation and maintenance.

After meeting the requirements of the Operating Fund, the monies in the Receipts Fund shall be transferred to the Sinking Fund in amounts sufficient to pay promptly and fully the principal of, premium, if any, and the interest on the outstanding revenue bonds as they become due and payable whether by maturity or mandatory call. Appropriate amounts shall also be placed in the Sinking Fund to allow for the payment of the charges of the paying agent. On or before the day before the interest payment date, sufficient funds to make the payment of the principal and/or interest owed on the obligations, as of that interest payment date, shall be deposited with the paying agent.

After meeting the requirements of the Operating and Sinking Funds, monies in the Receipts Fund are transferred to the Reserve Fund to satisfy the reserve requirements for reserve secured bonds. Amounts in the Reserve Fund are used solely for the purposes of curing deficiencies in the Sinking Fund for the payment when due of the principal of, premium, if any, and interest on the reserve secured bonds.

After meeting the requirements of the Reserve Fund, the monies in the Receipts Fund shall be deposited in the Capital Additions Fund. The monies in the Capital Additions Fund shall be used for the payment of principal and redemption price of and interest on obligations when due at any time monies are not available. It shall also be used to make the in lieu of tax payment to the City General Fund. The remaining money in the Capital Additions Fund may be used for (1) paying capital costs, (2) creation of a rate stabilization account to provide for temporary loss of revenue, (3) payment of subordinated indebtedness and subordinated contract obligations, (4) purchase of outstanding obligations, or (5) making any payment or investment for any lawful purpose.

LAFAYETTE CITY-PARISH CONSOLIDATED GOVERNMENT  
Lafayette, Louisiana

Notes to the Basic Financial Statements (Continued)

(10) Flow of Funds; Restrictions on Use – Communications Revenues

Under the terms of 2007 Communications System Revenue Bonds, all income and revenues of the Communications System are pledged and dedicated to the retirement of said bond and are to be deposited in accounts as indicated below.

All revenue, except income received from the sale of capital assets and proceeds from the issuance of bonds shall be deposited daily into a Receipts Account. Out of the Receipts Account, after the application of bond proceeds deposited for working capital have been exhausted, there shall be transferred to an Operating Account from time to time as needed during each debt service account year amounts sufficient to provide for the payment of costs of operation and maintenance.

After meeting the requirements of the Operating Account and after the capitalized interest deposited into the Debt Service Account has been exhausted, the monies in the Receipts Account shall be transferred to the Debt Service Account in amounts equal to 1/6 of the next semi-annual interest payment due and 1/12 of the next principal payment due on or before the 20<sup>th</sup> day of each month. On or before the 21<sup>st</sup> day of the month preceding each interest payment date, sufficient funds to make the payment of the principal and/or interest owed on the obligations, as of that interest payment date, shall be deposited with the paying agent.

After meeting the requirements of the Operating and Debt Service Sinking Accounts, monies in the Receipts Account are transferred to the Reserve Account to satisfy the reserve requirements for reserve secured bonds. Amounts in the Reserve Account are used solely for the purposes of curing deficiencies in the Sinking Account for the payment when due of the principal of, premium, if any, and interest on the reserve secured bonds.

After meeting the requirements of the Reserve Account, the monies in the Receipts Account shall be deposited in the Capital Additions Account. The monies in the Capital Additions Account shall be used for the payment of principal and redemption price of and interest on obligations when due at any time monies are not available. It shall also be used to make the in lieu of tax payment to the City General Fund. The remaining money in the Capital Addition Account may be used for: (1) paying capital costs, (2) payment of subordinated indebtedness and subordinated contract obligations, (3) purchase of outstanding obligations, or (4) making any payment or investment for any lawful purpose.

(11) Flow of Funds; Restrictions on Use - LPPA

Under the terms of the ordinance authorizing and providing for the issuance of electric revenue bonds of the LPPA to finance the acquisition of an ownership interest in a fossil fuel steam electric generating plant and for other purposes relating thereto, the bonds are special obligations of the LPPA payable solely from and secured by the revenues and other funds including bond proceeds. Such revenues consist of all income, fees, charges, receipts, profits, and other monies derived by the LPPA from its ownership and operation of the fossil fuel steam electric generating plant, other than certain money derived during the period of construction. Monies in the revenue fund shall first be applied to the payment of operating expenses of the plant, exclusive of depreciation and amortization. Monies in the revenue fund shall then be deposited into the bond fund to pay principal and premium, if any, and interest on all bonds as they become due and payable; and then applied to maintain in the bond fund reserve account an amount equal to the maximum annual debt service requirements on all bonds (initially funded from bond proceeds). After making the required payments into the operating account and bond fund,

LAFAYETTE CITY-PARISH CONSOLIDATED GOVERNMENT  
Lafayette, Louisiana

Notes to the Basic Financial Statements (Continued)

there shall be paid out of the revenue fund into the reserve and contingency fund an amount equal to \$1,500,000 or such greater amount as may be determined by the consulting engineer, provided that there shall not be required to be paid therein during any month an amount in excess of 25% of the amounts required to be paid during such month to the bond fund. If on any October 31st following the date of commercial operation, the monies credited (or to be credited as of such date) to the revenue fund shall exceed the LPPA's required amount of working capital for the operation of the plant, the amount of such excess shall be applied by the LPPA (1) to reduce monthly power costs to the Lafayette City-Parish Consolidated Government under the power sales contract, (2) to pay the cost of making repairs, renewals and replacements, additions, betterments and improvements to and extensions of the plant operations, (3) to the purchase or redemption of bonds, (4) to any other purpose in connection with the plant operation, or (5) to any other lawful purpose of the LPPA, including the payment of subordinated indebtedness.

The fuel cost stability fund was established to allow level billings to the retail customer when the generating plant is out of service for a period of seven days or more. In those instances, a credit may be applied to the monthly power bill to the Government. When the unit has been returned to operation, the funds which were applied as a credit are recovered by application of a surcharge to restore the fund balance over a reasonable period of time.

The reserve and contingency cash balance at October 31, 2008 was \$7,186,003.

(12) Post Retirement Health Care and Life Insurance Benefits

**Plan Description** The Lafayette Consolidated Government's medical and life insurance benefits are provided through insured programs and are made available to employees upon actual retirement.

Employees are covered by four different Retirement Systems: Municipal Employees Retirement System (MERS), whose retirement eligibility (D.R.O.P. entry) provisions are as follows: 25 years of service at any age; or, age 60 and 10 years of service; Parochial Employees Retirement System (PERS), whose retirement eligibility (D.R.O.P. entry) provisions are as follows: 30 years of service at any age; age 55 and 25 years of service; age 60 and 10 years of service; or, age 65 and 7 years of service; Firefighters' Retirement System (FRS), whose retirement eligibility (D.R.O.P. entry) provisions are as follows: 25 years of service at any age; or, age 50 and 20 years of service; and, the Municipal Police Employees' Retirement System (MPERS), whose retirement eligibility (D.R.O.P. entry) provisions are as follows: 25 years of service at any age; age 50 and 20 years of service; or, age 55 and 12 years of service. The plan provisions are contained in the official plan documents.

Life insurance coverage of \$10,000 is available to retirees by election. The retiree pays 100% of the "cost" of the retiree life insurance, but it is the blended premium on which this retiree "cost" is based. Since GASB 45 requires the use of "unblended" rates for valuation purposes, this results in an implicit subsidy of the retiree life insurance cost by the employer. We have used the 94GAR mortality table described above to "unblend" the rates so as to reproduce the composite blended rate overall as the rate structure to calculate the actuarial valuation results for life insurance. All of the assumptions used for the valuation of the medical benefits have been used except for the trend assumption; zero trend was used for life insurance. Insurance coverage for retirees ceases at age 70.

**Contribution Rates:** Employees do not contribute to their post employment benefits costs until they become retirees and begin receiving those benefits. The plan provisions and contribution rates are contained in the official plan documents.

LAFAYETTE CITY-PARISH CONSOLIDATED GOVERNMENT  
Lafayette, Louisiana

Notes to the Basic Financial Statements (Continued)

Funding Policy: Until 2007, the Lafayette Consolidated Government recognized the cost of providing post-employment medical and life benefits (Lafayette Consolidated Government's portion of the retiree medical and life benefit premiums) as an expense when the benefit premiums were due and thus financed the cost of the post-employment benefits on a pay-as-you-go basis. In 2007/2008, Lafayette Consolidated Government's portion of health care funding cost for retired employees totaled \$1,301,864, and the life insurance totaled \$13,259.

Effective with the Fiscal Year beginning November 1, 2007, Lafayette Consolidated Government implemented Government Accounting Standards Board Statement Number 45, *Accounting and Financial Reporting by Employers for Post employment Benefits Other than Pensions* (GASB 45).

Annual Required Contribution: Lafayette Consolidated Government's Annual Required Contribution (ARC) is an amount actuarially determined in accordance with GASB 45. The Annual Required Contribution (ARC) is the sum of the Normal Cost plus the contribution to amortize the Actuarial Accrued Liability (AAL). A level dollar, closed amortization period of 30 years (the maximum amortization period allowed by GASB 43/45) has been used for the post-employment benefits. The total ARC for the fiscal year beginning November 1, 2007 is \$2,274,947 for post-employment benefits, as set forth below:

	<u>Medical</u>	<u>Life</u>	<u>Total</u>
Normal Cost	\$ 710,346	\$ 13,436	\$ 723,782
30-year UAL amortization amount	<u>1,518,717</u>	<u>32,448</u>	<u>1,551,165</u>
Annual required contribution	<u>\$ 2,229,063</u>	<u>\$ 45,884</u>	<u>\$ 2,274,947</u>

Net Post-employment Benefit Obligation (Asset): The table below shows Lafayette Consolidated Government's Net Other Post-employment Benefit (OPEB) Obligation (Asset) for fiscal year ending October 30, 2008:

	<u>Medical</u>	<u>Life</u>	<u>Total</u>
Beginning Net OPEB Obligation (Asset), 11/1/07	\$ -	\$ -	\$ -
Current year claims and changes in estimates	<u>2,143,330</u>	<u>44,119</u>	<u>2,187,449</u>
Annual required contribution	2,143,330	44,119	2,187,449
Interest on Net OPEB Obligation (Asset)	85,733	1,765	87,498
ARC adjustment	<u>-</u>	<u>-</u>	<u>-</u>
OPEB Cost	2,229,063	45,884	2,274,947
Contributions made	<u>(1,301,864)</u>	<u>(13,259)</u>	<u>(1,315,123)</u>
Change in Net OPEB Obligation	<u>927,199</u>	<u>32,625</u>	<u>959,824</u>
Ending Net OPEB Obligation (Asset), 10/31/08	<u>\$ 927,199</u>	<u>\$ 32,625</u>	<u>\$ 959,824</u>

For the fiscal year ended October 31, 2008, the Lafayette Consolidated Government's annual post employment benefits (PEB) cost in the amount of \$2,274,947 amounted to 61.0 percent of the annual cost contributed.



LAFAYETTE CITY-PARISH CONSOLIDATED GOVERNMENT  
Lafayette, Louisiana

Notes to the Basic Financial Statements (Continued)

**Funded Status and Funding Progress:** In the fiscal year ending October 30, 2008, Lafayette Consolidated Government made no contributions to its post employment benefits plan. The plan was not funded at all, has no assets, and hence has a funded ratio of zero. As of November 1, 2007, the first and most recent actuarial valuation, the Actuarial Accrued Liability (AAL) was \$26,823,528, which is defined as that portion, as determined by a particular actuarial cost method (Lafayette Consolidated Government uses the Unit Credit Cost Method), of the actuarial present value of post employment plan benefits and expenses which is not provided by normal cost. Since the plan was not funded in fiscal year 2007/2008, the entire actuarial accrued liability of \$26,823,528 was unfunded.

	<u>Medical</u>	<u>Life</u>	<u>Total</u>
Actuarial Accrued Liability (AAL)	\$ 26,262,096	\$ 561,432	\$26,823,528
Actuarial Value of Plan Assets	-	-	-
Unfunded Act Accrued Liability (UAAL)	<u>26,262,096</u>	<u>561,432</u>	<u>26,823,528</u>
Funded Ratio (Act Val. Assets/AAL)	0%	0%	0%
Covered payroll (active plan members)	<u>\$ 78,858,880</u>	<u>\$ 78,858,880</u>	<u>\$78,858,880</u>
UAAL as a percentage of covered payroll	34%	1%	34%

**Actuarial Methods and Assumptions:** Actuarial valuations involve estimates of the value of reported amounts and assumptions about the probability of events far into the future. The actuarial valuation for post employment benefits includes estimates and assumptions regarding (1) turnover rate; (2) retirement rate; (3) health care cost trend rate; (4) mortality rate; (5) discount rate (investment return assumption); and (6) the period to which the costs apply (past, current, or future years of service by employees). Actuarially determined amounts are subject to continual revision as actual results are compared to past expectations and new estimates are made about the future.

The actuarial calculations are based on the types of benefits provided under the terms of the substantive plan (the plan as understood by Lafayette Consolidated Government and its employee plan members) at the time of the valuation and on the pattern of sharing costs between Lafayette Consolidated Government and its plan members to that point. The projection of benefits for financial reporting purposes does not explicitly incorporate the potential effects of legal or contractual funding limitations on the pattern of cost sharing between Lafayette Consolidated Government and plan members in the future. Consistent with the long-term perspective of actuarial calculations, the actuarial methods and assumptions used include techniques that are designed to reduce short-term volatility in actuarial liabilities and the actuarial value of assets.

**Actuarial Cost Method:** The ARC is determined using the Unit Credit Cost Method. The employer portion of the cost for retiree medical care in each future year is determined by projecting the current cost levels using the healthcare cost trend rate and discounting this projected amount to the valuation date using the other described pertinent actuarial assumptions, including the investment return assumption (discount rate), mortality, and turnover.

**Actuarial Value of Plan Assets:** Since this is the first actuarial valuation, there are not any assets. It is anticipated that in future valuations a smoothed market value consistent with Actuarial Standards Board ASOP 6, as provided in paragraph number 125 of GASB Statement 45.

LAFAYETTE CITY-PARISH CONSOLIDATED GOVERNMENT  
Lafayette, Louisiana

Notes to the Basic Financial Statements (Continued)

Turnover Rate: An age-related turnover scale based on actual experience as described by administrative staff has been used. The rates, when applied to the active employee census, produce an annual turnover of approximately 13.75%. The rates for each age are below:

Age	% Turnover
18 - 25	25.0%
26 - 40	18.0%
41 - 54	14.0%
55+	8.0%

Post employment Benefit Plan Eligibility Requirements: It is assumed that entitlement to benefits will commence six years after earliest eligibility to enter the D.R.O.P. as described on the first page of this letter under the heading "Plan Description". This consists of three to five years in D.R.O.P. in combination with an additional one to three years delay. Medical benefits are provided to employees upon actual retirement. Employees are covered by four different Retirement Systems: Municipal Employees Retirement System (MERS), whose retirement eligibility (D.R.O.P. entry) provisions are as follows: 25 years of service at any age; or, age 60 and 10 years of service; Parochial Employees Retirement System (PERS), whose retirement eligibility (D.R.O.P. entry) provisions are as follows: 30 years of service at any age; age 55 and 25 years of service; age 60 and 10 years of service; or, age 65 and 7 years of service; Firefighters' Retirement System (FRS), whose retirement eligibility (D.R.O.P. entry) provisions are as follows: 25 years of service at any age; or, age 50 and 20 years of service; and, the Municipal Police Employees' Retirement System (MPERS), whose retirement eligibility (D.R.O.P. entry) provisions are as follows: 25 years of service at any age; age 50 and 20 years of service; or, age 55 and 12 years of service. Entitlement to benefits continues through Medicare to death.

Investment Return Assumption (Discount Rate): GASB Statement 45 states that the investment return assumption should be the estimated long-term investment yield on the investments that are expected to be used to finance the payment of benefits (that is, for a plan which is funded). Based on the assumption that the ARC will not be funded, a 4% annual investment return has been used in this valuation. This is a conservative estimate of the expected long term return of a balanced and conservative investment portfolio under professional management.

Health Care Cost Trend Rate: The expected rate of increase in medical cost is based on projections performed by the Office of the Actuary at the Centers for Medicare & Medicaid Services as published in National Health Care Expenditures Projections: 2003 to 2013, Table 3: National Health Expenditures, Aggregate and per Capita Amounts, Percent Distribution and Average Annual Percent Change by Source of Funds: Selected Calendar Years 1990-2013, released in January, 2004 by the Health Care Financing Administration ([www.cms.hhs.gov](http://www.cms.hhs.gov)). "State and Local" rates for 2008 through 2013 from this report were used, with rates beyond 2013 graduated down to an ultimate annual rate of 5.0% for 2016 and later.

Zero trend has been assumed for valuing life insurance.

Mortality Rate: The 1994 Group Annuity Reserving (94GAR) table, projected to 2002, based on a fixed blend of 50% of the unloaded male mortality rate and 50% of the unloaded female mortality rates, was used. This is the mortality table which the Internal Revenue Service requires to be used in determining the value of accrued benefits in defined benefit pension plans. Since GASB 45 requires the use of "unblended" rates, we have used the 94GAR mortality table described above to "unblend" the rates so as to reproduce the composite blended rate overall as the rate structure to calculate the actuarial valuation results for life insurance.

LAFAYETTE CITY-PARISH CONSOLIDATED GOVERNMENT  
Lafayette, Louisiana

Notes to the Basic Financial Statements (Continued)

Method of Determining Value of Benefits: The "value of benefits" has been assumed to be the portion of the premium after retirement date expected to be paid by the employer for each retiree and has been used as the basis for calculating the actuarial present value of OPEB benefits to be paid. The medical rates provided are "blended" rates for active and retired. Since "unblended" rates are required by GASB 45 for valuation purposes, we have estimated the unblended retiree rates for pre-Medicare eligibility as being 130% of the blended rates. Coverage is not provided for retirees after Medicare eligibility.

(13) Risk Management

The Government is self-insured for workers' compensation, general liability (which includes law enforcement), errors and omissions, automobile liability, fleet collision and property (which includes fire and extended coverage and boiler and machinery). These activities are accounted for in the Self-Insurance Fund which was established on November 1, 1979. The following is a summary of the Government's self-insured retentions for the Self-Insurance Fund:

Workers' compensation	\$ 500,000
General liability	Unlimited
Errors and omissions	Unlimited
Automobile liability	Unlimited
Fleet collision	Unlimited
Property	\$ 500,000

Liabilities are reported when it is probable that a loss has occurred and the amount of the loss can be reasonably estimated. Liabilities include an amount for claims that have been incurred but not reported (IBNRs). Claim liabilities are based upon the estimated ultimate cost of settling the claims including specific, incremental claim adjustment expenses, salvage, and subrogation and considering the effects of inflation and recent claim settlement trends including frequency and amount of payouts and other economic and social factors.

Changes in the balances of claims liabilities during the last two years ended October 31 are as follows:

	<u>2008</u>	<u>2007</u>
Unpaid claims liability, beginning	\$ 8,068,480	\$ 8,909,704
Current year claims and changes in estimates	4,090,010	2,503,662
Claims paid	<u>(2,114,020)</u>	<u>(3,344,886)</u>
Unpaid claims liability, ending	<u>\$10,044,470</u>	<u>\$ 8,068,480</u>

Although the Government's Self-Insurance Fund is operated on a unitary basis, contributions for premiums, reserves and losses for coverage's are divided between those applicable to the Government's utilities system and those applicable to non-utility funds (funded primarily from General Fund revenues). These contributions are also reported as external transactions. The net assets at October 31, 2008 are applicable to utility and non-utility activity as follows:

LAFAYETTE CITY-PARISH CONSOLIDATED GOVERNMENT  
Lafayette, Louisiana

Notes to the Basic Financial Statements (Continued)

Net assets:	
Utilities	\$ (211,814)
Other	<u>(7,660,500)</u>
Total	<u><u>\$ (7,872,314)</u></u>

Each year, the Utilities System Fund and those non-utility funds reimburse the Self-Insurance Fund based on the prior year actual losses.

The City is also self-insured for group hospitalization. This activity is accounted for in the Group Hospitalization Fund which was established during the 1988 fiscal year; the Parish employees joined in September of 1996. Both employer's and employees' portions of premiums are paid into the Group Hospitalization Fund and are available to pay claims and administrative costs.

Liabilities are reported when it is probable that a loss has occurred and the amount of the loss can be reasonably estimated. Liabilities include an amount for claims that have been incurred but not reported (IBNRs). Claim liabilities are based upon the estimated ultimate cost of settling the claims including specific, incremental claim adjustment expenses, salvage, and subrogation and considering the effects of inflation and recent claim settlement trends including frequency and amount of payouts and other economic and social factors.

Changes in the balances of claims liabilities during the last two years ended October 31 are as follows:

	2008	2007
Claims liability, beginning	\$ 1,100,333	\$ 1,185,841
Current year claims and changes in estimates	12,395,947	10,401,603
Claims paid	<u>(12,310,052)</u>	<u>(10,487,111)</u>
Claims liability, ending	<u><u>\$ 1,186,228</u></u>	<u><u>\$ 1,100,333</u></u>

(14) Dedication of Proceeds and Flow of Funds - Sales and Use Taxes

City of Lafayette

- A. Proceeds of the 1961 1% sales and use tax levied by the City of Lafayette (2008 collections \$38,057,298) are dedicated to the following purposes:
1. Capital improvements (as more fully described in the tax proposition) for streets, sidewalks and bridges; drains, drainage canals and sub-surface drainage; fire department stations and equipment; police department stations and equipment; garbage disposal and health and sanitation equipment and facilities; public buildings; public parks and recreational facilities and equipment; civil defense; and any other work of permanent public improvement, title to which shall be in the public.
  2. Supplementing the revenues of the General Fund, after providing for debt service on outstanding bonds, provided that such an amount cannot exceed 35% of the annual sales tax revenues.

LAFAYETTE CITY-PARISH CONSOLIDATED GOVERNMENT  
Lafayette, Louisiana

Notes to the Basic Financial Statements (Continued)

Proceeds of the tax have been pledged and dedicated to the retirement of various Public Street and Drainage Bonds with outstanding principal balances totaling \$145,450,000 at October 31, 2008.

- B. Proceeds of the 1985 1% sales and use tax levied by the City of Lafayette (2008 collections \$33,025,413) are dedicated to the following purposes:
1. Capital improvements (as more fully described in the tax proposition) for street and drainage improvements.
  2. Supplementing the revenues of the General Fund, after providing for debt service on outstanding bonds, provided that such an amount cannot exceed 35% of the annual sales tax revenues.

Proceeds of the tax have been pledged and dedicated to the retirement of Public Streets and Drainage Bonds with outstanding principal balances totaling \$134,070,000 at October 31, 2008.

Under the terms of the various bond indentures:

1. All proceeds of the tax are to be deposited daily into a Sales Tax Trust Fund.
2. Each month, there will be transferred from the Sales Tax Trust Fund an amount estimated to be required to pay for all reasonable and necessary costs and expenses of collecting and administering the tax during the next succeeding month.
3. On or before the 20th day of each month, there shall be transferred to a Sales Tax Bond Sinking Fund an amount equal to 1/6 of the interest falling due on the next interest payment date and 1/12 of the principal falling due on the next principal payment date.
4. On or before the 20th day of each month, there shall also be transferred to a Sales Tax Bond Reserve Fund a prescribed sum until such time as there is on deposit in that fund a sum equal to the highest combined principal and interest requirements in any succeeding fiscal year on the outstanding bonds.
5. Any funds remaining after the above transfers will be considered surplus and may be used for the purposes for which the tax was levied.

Lafayette Parish

Lafayette Parish is authorized by the voters of the parish to levy and collect a one percent (1%) sales and use tax on a parish-wide basis except for territory located within the boundaries of any incorporated municipality situated within the Parish. The sales tax ordinance provides that the net proceeds of the sales tax will be deposited in the General Fund of the Parish for general expenditures. Revenues from this tax totaled \$6,966,247 for the period ended October 31, 2008.

LAFAYETTE CITY-PARISH CONSOLIDATED GOVERNMENT  
Lafayette, Louisiana

Notes to the Basic Financial Statements (Continued)

(15) Employee Retirement Systems

The Government participates in the Municipal Employees Retirement System (MERS), Parochial Employees' Retirement System (PERS), State of Louisiana - Municipal Police Employees' Retirement System and State of Louisiana - Firefighters' Retirement System. These systems are statewide multi-employer, public employee retirement systems which cover virtually all Lafayette Consolidated Government employees. Substantially, all Government employees participate in one of the following retirement systems:

A. Municipal Employees' Retirement Systems (MERS)

Plan description: Employees are eligible to retire under Plan A of the System at age 60 with 10 years of creditable service, or at any age with 25 years of creditable service. Monthly benefits consist of 3% of a member's final compensation, multiplied by years of service with certain limitations. The System also provides disability and survivor benefits. All benefits are established by state statute. MERS issues a publicly available financial report that includes financial statements and required supplemental information. That report may be obtained by writing to Municipal Employees' Retirement System of Louisiana, 7937 Office Park Boulevard, Baton Rouge, Louisiana 70809.

Funding policy: Plan members are required to contribute 9.25% of their annual covered salary and the Government is required to contribute at an actuarially determined rate. The rate was 16.25% until July 1, 2007 at which time it decreased to 13.50%. The contribution requirements of plan members and the Government are established by statute. The Government's contributions to MERS for the years ended October 31, 2008, 2007 and 2006 were \$2,618,113, \$3,030,286, and \$3,207,704, respectively, equal to the required contribution each year.

B. Parochial Employees' Retirement System (PERS)

Plan description: Members of the plan may retire with 30 years of creditable service regardless of age, with 25 years of service at age 55, and with 10 years of service at age 60. Benefit rates are 1% of final compensation (average monthly earnings during the highest 36 consecutive months, or joined months if service was interrupted) plus \$2.00 per month for each year of service credited prior to January 1, 1980, and 3% of final compensation for each year of service after January 1, 1980. The System also provides disability and survivor benefits. Benefits are established by state statute. PERS issues a publicly available financial report that includes financial statements and required supplemental information. That report may be obtained by writing to Parochial Employees' Retirement System of Louisiana, Post Office Box 14619, Baton Rouge, Louisiana 70898.

Funding policy: Plan members are required to contribute 9.50% of their annual covered salary to the plan and the Government is required to contribute at an actuarially determined rate. The rate was 13.25% until January 1, 2008 at which time it decreased to 12.75%. The contribution requirements of plan members and the Government are established by statute. The Government's contribution to PERS for the years ended October 31, 2008, 2007 and 2006 were \$3,923,302, \$3,522,578, and \$3,236,199 respectively, equal to the required contribution each year.

LAFAYETTE CITY-PARISH CONSOLIDATED GOVERNMENT  
Lafayette, Louisiana

Notes to the Basic Financial Statements (Continued)

C. State of Louisiana - Municipal Police Employees' Retirement System

Plan description: Members of the plan may retire at age 50 with at least 20 years of credited service, or at age 55 with at least 12 years of credited service. Benefit rates are 3-1/3 percent of a member's average final compensation, multiplied by the employee's years of credited service. The System also provides death and disability benefits. Benefits are established by state statute. The Municipal Police Employees' Retirement System issues a publicly available report that includes financial statements and required supplemental information. That report may be obtained by writing to Municipal Police Employees' Retirement System, 8401 United Plaza Boulevard, Suite 270, Baton Rouge, Louisiana 70809-7017.

Funding policy: Plan members are required to contribute 7.50% of their annual covered salary and the Government is required to contribute at a rate established by State statute. The rate was 13.75% until July 1, 2008 at which time it decreased to 9.50%. The Government's contributions to the System for the years ended October 31, 2008, 2007 and 2006 were \$1,445,909, \$1,529,535, and \$1,577,129 respectively, equal to the required contribution for each year.

D. State of Louisiana - Firefighters' Retirement System

Plan description: Members of the plan may retire at age 50 with at least 20 years of credited service, or at age 55 with at least 12 years of credited service. Benefits are 3-1/3 percent of a member's average final compensation, multiplied by the employee's years of credited service. The System also provides death and disability benefits. Benefits are established by state statute. The Firefighters' Retirement System issues a publicly available financial report that includes financial statements and required supplemental information. That report may be obtained by writing to Firefighters' Retirement System, Post Office Box 94095 Capitol Station, Baton Rouge, Louisiana 70804-9095.

Funding policy: Plan members are required to contribute 8.00% of their annual covered salary and the Government is required to contribute at an actuarially determined rate. The rate was 13.75% until July 1, 2008 at which time it decreased to 12.50%. The contribution requirements of plan members are established and may be amended by the System's Board of Trustees. The Government's contributions to the System for the years ended October 31, 2008, 2007 and 2006 were \$1,233,788, \$1,309,739, and \$1,520,938, respectively, equal to the required contribution for each year.

(16) Contract for Purchase of Power

On May 1, 1977, the City of Lafayette entered into a power sales contract with the LPPA for purchase of all electric power and energy which is capable of generation from LPPA's 50% ownership interest in a fossil fuel steam electric generating plant near Boyce, Louisiana. The generating unit has a net generating capability of approximately 530 MW.

LAFAYETTE CITY-PARISH CONSOLIDATED GOVERNMENT  
Lafayette, Louisiana

Notes to the Basic Financial Statements (Continued)

Under the terms of the power sales contract, which will terminate on April 30, 2017, the City makes monthly payments sufficient to cover: all debt service of LPPA (including debt service reserve requirements); the amount which LPPA is required under its bond resolution(s) to pay or set aside during such month into any other fund or account established by the bond resolutions including working capital funds; any payments which LPPA is required to make for the cost of renewals, replacements or preventive maintenance of the facility; and the costs of producing or delivering power and energy during such month (including general and administrative expenses, but excluding depreciation). Such payments will continue throughout the term of the contract whether or not the unit is operable or whether power or energy is being delivered to the City under the terms of the contract.

(17) Deficit fund balance and unrestricted net assets of individual funds

The following funds reported deficits at October 31, 2008:

Nonmajor governmental funds:

ARC - U.S. Probation Outpatient Grant	\$ (4,302)
2008 Sales Tax Capital Projects Fund	\$ (1,303,906)

Internal service funds:

Self-Insurance	\$ (7,979,709)
----------------	----------------

These deficits will be funded by future excess revenues and issuance of bonds.

(18) Contingent Liabilities

A. The Government is a defendant in various lawsuits. Although the outcome of these lawsuits is not presently determinable, in the opinion of the Consolidated Government's attorneys, any judgments rendered in favor of the plaintiff or payments resulting from compromise settlements, if any, will be within the limits of the various insurance coverages carried by the Consolidated Government or funded through its self-insurance program.

B. Status of Prior Year Contingent Liability -

In January 2003, a judge granted a motion for summary judgment relative to liability issues of the Government in litigation filed by members of the Lafayette Fire and Police Departments and City Marshals. The summary judgment established liability in the design of pay plans for the Fire and Police Departments and City Marshals that advanced supplemental pay by the city in the first year of employment of new hires within the respective departments. The court found the process of halting the advanced payments upon commencement of state supplemental pay, after the first year of employment, to be in violation of State law. The ruling only establishes liability for the period March 16, 1996 through October 31, 2001, based on the applicable prescriptive period and pay plan revisions modifying the plans as a result of this lawsuit.

On July 11, 2008, a final settlement was reached whereby the Lafayette City Parish Consolidated Government agreed to pay the plaintiffs of a class action lawsuit a total settlement of \$7,500,000, including attorney fees and costs. The terms of the settlement required an initial payment of \$2,200,000 and the balance of \$5,300,000 to be paid in six (6) annual installments. As of October 31, 2008, \$2,932,510 has been recorded as a liability/expenditure in the fund financial statements of the City of Lafayette - General Fund, and \$4,567,490 has been included as a claim payable/expense on the government-wide statements of net assets and activities.



LAFAYETTE CITY-PARISH CONSOLIDATED GOVERNMENT  
Lafayette, Louisiana

Notes to the Basic Financial Statements (Continued)

- C. The Government receives grants for specific purposes that are subject to review and audit by the agencies providing the funding. Such audits and reviews could result in expenses being disallowed under the terms and conditions of the grants. In the opinion of management, such disallowances, if any, would be immaterial.

(19) Environmental Liability

The site upon which the City's first power generation plant was once located has been identified as containing environmental contamination. In 1979, the City built an electrical substation on the site after the 80 year old generation plant was destroyed by fire. While performing electrical upgrades to the substation in 1991, the City discovered traces of petroleum products and began an investigation as to the source of the contaminants and the extent of contamination. As a result of extensive testing on the substation site and adjacent properties, it appears that the source of the contamination is likely to have been caused from underground storage tanks which once contained fuel oil and diesel fuel used in the generation of electrical power by the former utility plant.

The City currently has plans to conduct a clean-up of the site using bioremediation technology. This method of remediation involves the introduction of micro-organisms into the soil through the use of various ground wells which will be bored throughout the site. The cost of this clean-up utilizing bioremediation technology is estimated at approximately \$1,750,000 and will take years to complete. Through October 31, 2008, the City has incurred expenses of \$912,905 in connection with the remediation project for environmental testing and consulting. The estimated remaining cost of the clean-up of \$837,095 is accrued in the Utilities System Fund at October 31, 2008.

The City has plans to first conduct a test of the bioremediation process on a small area of the site to determine if this process can be used successfully before beginning the full-scale bioremediation project. Should the bioremediation project be unsuccessful, the City may have to resort to conventional remediation methods which could cost as much as \$7,000,000 for the clean-up of this site.

(20) Lease Agreements - Waterworks Districts

The Utilities System has entered into long-term lease-purchase and franchise agreements with Waterworks District Numbers 1, 3 and 4 of the Parish of Lafayette for a period of thirty years from the dates of the agreements. These districts were originally created to furnish water to residents of various areas in or near the City of Lafayette. The agreements provide that the City operate these water systems, including billing the customers and collecting the monies for services, and furnishing all labor, materials, equipment, transportation, and tools to operate and maintain these systems. The agreements further provide that the City is to provide funds to pay the outstanding revenue bonds and interest thereon when due plus an additional amount for additions and extensions, and administration and overhead expenses. There were no outstanding bonds for any of the Waterworks Districts at October 31, 2008.

The Utilities System has also entered into an agreement with Waterworks District Numbers 3 and 4 of the Parish of Lafayette whereby the City is to collect a \$300 connection fee from each new customer in the district. These funds are to be accumulated for future expansion of the systems in these districts.

LAFAYETTE CITY-PARISH CONSOLIDATED GOVERNMENT  
Lafayette, Louisiana

Notes to the Basic Financial Statements (Continued)

(21) Commitments

On August 27, 2008, the LPPA and the Louisiana Energy and Power Authority entered into a one-year contract with CoalSales, LLC. The LPPA's share to be purchased in 2009 is 900,000 tons of the contract tonnage. The tonnage is to be supplied by two source mines.

The term of the contract and annual quantities to be purchased are as follows:

Calendar Year	Annual Quantity	Committed Cost	Purchase Commitment
2009	850,000	\$ 18.00	\$ 15,300,000
2009	50,000	\$ 13.75	687,500
Total	<u>900,000</u>		<u>\$ 15,987,500</u>

The contract price per ton is to be adjusted quarterly based upon the changes in certain economic indices stated in the contract.

(22) Compensation of Council

A detail of compensation paid to individual council members for the period ended October 31, 2008 follows:

Bobby Badeaux	\$ 4,873
Jared Bellard	18,209
Louis C. Benjamin, Jr.	4,873
Donald Bertrand	18,192
Kenneth Boudreaux	18,159
Roger Bourgeois	4,787
Lenwood Broussard	4,873
Jay Castille	18,209
Bruce Conque	21,582
Michelle Ezell	178
Randal Menard	4,873
Keith Patin	18,209
Brandon Shelvin	18,209
Robin Stevenson	4,873
Purvis Morrison	18,143
Marc Mouton	4,604
William Theriot	18,209
Christopher Williams	4,873
	<u>\$ 205,928</u>

LAFAYETTE CITY-PARISH CONSOLIDATED GOVERNMENT  
Lafayette, Louisiana

Notes to the Basic Financial Statements (Continued)

(23) Operating Leases

Discretely Presented Component Units:

The Lafayette Regional Airport leases buildings, hangars, land and terminal space to a number of tenants. Due to the nature of those leases, they are all classified as operating leases. The following is a schedule by years of minimum future rentals on non-cancelable operating leases as of December 31, 2008 (fiscal year included in this report):

<u>Year Ended December 31</u>	
2008	\$ 2,005,669
2009	2,012,996
2010	1,966,825
2011	1,897,278
2012	1,810,362
Thereafter	<u>15,276,890</u>
Total minimum future rentals	<u>\$ 24,970,020</u>

Certain rentals included above relate to tenants with scheduled annual CPI adjustments. Those annual adjustments could not be determined. Therefore, the 2007 rents were used for all years.

(24) Capital Leases

Primary Government:

The Government has leased equipment under a capital lease in the amount of \$99,763. The current year depreciation on this asset is \$19,996 and accumulated depreciation at year end is \$41,577.

The following is a schedule of the future minimum lease payments under the capital lease, and the present value of the net minimum lease payments at October 31, 2008:

<u>Year Ended October 31</u>	
2009	\$ 24,131
2010	24,131
2011	<u>22,120</u>
	70,382
Less: amount representing interest	<u>(7,568)</u>
Present value of future minimum lease payments	<u>\$ 62,814</u>

LAFAYETTE CITY-PARISH CONSOLIDATED GOVERNMENT  
Lafayette, Louisiana

Notes to the Basic Financial Statements (Continued)

(25) Interfund Balances

Interfund balances at October 31, 2008 consist of the following:

A. Due To/From Other Funds

	Receivable	Payable
Major funds:		
General Fund	\$ 2,346,254	\$ 3,584,335
1961 Sales Tax Trust	64,197	3,245,998
1985 Sales Tax Trust	39,684	2,801,605
Sales Tax Capital Improvements	3,952,294	5,573
Nonmajor governmental funds:		
Special revenue funds	3,733,410	546,635
Debt service funds	104,157	1,318,574
Capital projects funds	45,319	99,693
Enterprise funds:		
Utilities System	3,373,275	1,080,563
Communications System	439,277	889,318
Lafayette Public Power Authority	-	1,273,737
Other	758,823	-
Internal service funds	410	-
Fiduciary Funds	-	11,069
	\$14,857,100	\$14,857,100

These balances resulted from the time lag between the dates that (1) interfund goods and services are provided or reimbursable expenditures occur, (2) transactions are recorded in the accounting system, and (3) payments between funds are made.

LAFAYETTE CITY-PARISH CONSOLIDATED GOVERNMENT  
Lafayette, Louisiana

Notes to the Basic Financial Statements (Continued)

B. Interfund Transfers

Internal transfers for the year ended October 31, 2008 consist of the following:

	<u>Transfers In</u>	<u>Transfers Out</u>
Major funds:		
General Fund	\$35,336,316	\$15,649,041
1961 Sales Tax Truxt	607,459	38,403,685
1985 Sales Tax Trust	484,774	33,265,194
Sales Tax Capital Improvements	18,619,712	49,458
Nonmajor governmental funds:		
Special revenue funds	11,218,095	7,398,128
Debt service funds	30,757,315	1,092,233
Capital projects funds	-	1,947,006
Nonmajor enterprise funds	777,482	-
Internal service funds	-	-
Fiduciary Funds	3,592	-
	<u>\$97,804,745</u>	<u>\$97,804,745</u>

Transfers are used to (1) move revenues from the fund that statute or budget requires to collect them to the fund that statute or budget requires to expend them, (2) move receipts restricted to debt service from the funds collecting the receipts to the debt service fund required, and (3) use unrestricted revenues collected in one fund to finance various programs accounted for in other funds in accordance with budgetary authorizations.

C. Receivable and Payable Between Primary Government and Component Units

Receivable and payable balances at October 31, 2008 between the primary government and component units in the fund financial statements were as follows:

	<u>Receivable</u>	<u>Payable</u>
Primary Government:		
General Fund	\$ 138,651	\$1,505,609
Other governmental funds		
Component Units:		
Criminal Court	1,467,781	-
Lafayette Parish Communication District	37,828	29,452
Fiduciary Funds	-	109,199
	<u>\$1,644,260</u>	<u>\$1,644,260</u>

LAFAYETTE CITY-PARISH CONSOLIDATED GOVERNMENT  
Lafayette, Louisiana

Notes to the Basic Financial Statements (Continued)

D. Transactions Between Primary Government and Discretely Presented Component Units

The following transactions between the primary government and its discretely presented component units during 2007 are classified as external transactions in the government-wide statement of activities:

General Fund:

Transfer to Criminal Court to subsidize operations	\$ (1,467,781)
Transfer to Cajundome Commission to subsidize operations	(487,665)
Transfer to Police Pension and Relief Fund to subsidize operations	(230,000)
Transfer from City Court of Lafayette as budgeted for salary increases	94,008
Transfer to Lafayette Parish Communications District to fund operations	(18,659)
Other governmental funds:	
Transfer loan collections to Downtown Development Authority as budgeted	(38,192)
Transfer from Downtown Development Authority to help fund road and bridge maintenance	32,117
Total	<u>\$ (2,116,172)</u>

E. Interfund Loan – Note Receivable/Note Payable

The Communications System operating as a separate system independent of the Utilities System issued \$110,405,000 of Series 2007 Communications System Revenue Bonds on June 28, 2007 to provide funds for the Communications Project. The Communications Project includes (i) the construction of a communications network within the City and surrounding areas, (ii) the Fiber to the Home (“FTTH”) electronics which integrates the voice, video and data signals onto the fiber network and separates the signals for use at the customer premise, (iii) a cable television head-end facility, where incoming signals are amplified, converted, processed, and combined for transmission to customers, (iv) a telephone switch, (v) a network operations center where control and monitoring of the communications system takes place, (vi) internet servers and equipment, (vii) costs of issuance, (viii) capitalized interest, and (ix) working capital. See Note 11 for more details on the bonds.

In addition to the sale of bonds to fund the Communications Project, the Communications System entered into various notes payable to the Utilities System for costs associated with the start-up of the new Communications System which were advanced by the Utilities System.

Note Payable #1 - Start-up Costs - In accordance with La. R.S. 45:844.52(C)(2), funds advanced by the City general fund or other enterprise fund for start-up costs of the Communications System must be repaid at interest rates and on terms and conditions available to private enterprises in the open market. As such, the Communications System executed a note payable dated June 29, 2007 in favor of the Utilities System in the amount of \$2,418,562 for the repayment of start-up costs at a rate of 6.45% per annum for 20 years. Start-up costs include legal, engineering, and other professional services, cost of a feasibility study, bond ratings, and other costs associated with obtaining financing occurred during the period of July 7, 2004 through June 28, 2007. The terms of the note provide for annual payments of \$218,629 beginning June 29, 2008 and ending June 29, 2027.

LAFAYETTE CITY-PARISH CONSOLIDATED GOVERNMENT  
Lafayette, Louisiana

Notes to the Basic Financial Statements (Continued)

Note Payable #2 - 2007 Expenses - This note dated October 31, 2007 covers legal and other professional fees, payroll, benefits, and transportation costs advanced subsequent to the bond issue, but prior to the transfer of the fiber assets to the Communications System (period of June 29, 2007 through October 31, 2007). The total note payable is \$203,578 with a rate of 4.16% and a five year term. The terms of the note provide for annual payments of \$45,935 beginning October 31, 2008 and ending October 31, 2012.

Note Payable #3- Fiber assets - This note dated November 1, 2007 covers the reimbursement to the Utilities System for the transfer of its fiber optic network, including various related vehicles and equipment, and its fiber inventory to the Communications Services Enterprise Fund. The total note payable is \$9,073,734 with a rate of 5.08% per annum for 25 years. The terms of the note provide for annual payments of \$648,975 beginning November 1, 2008 and ending November 1, 2032.

The total of the notes is reported as an interfund loan – note receivable in the Utilities System Fund and an interfund loan – note payable in the Communications Services Enterprise Fund.


The annual debt service requirements to maturity of these notes outstanding at October 31, 2008 follows:

<u>Year</u>	<u>Principal</u>	<u>Interest</u>	<u>Total</u>
2009	\$ 295,784	\$ 617,755	\$ 913,539
2010	309,306	604,233	913,539
2011	325,617	587,922	913,539
2012	342,804	570,735	913,539
2013	314,980	552,625	867,605
2014-2018	1,852,281	2,485,741	4,338,022
2019-2023	2,417,487	1,920,536	4,338,023
2024-2028	2,939,273	1,180,121	4,119,394
2029-2033	<u>2,798,210</u>	<u>439,912</u>	<u>3,238,122</u>
	<u>\$11,595,742</u>	<u>\$8,959,580</u>	<u>\$20,555,322</u>

LAFAYETTE  
CONSOLIDATED  

---

GOVERNMENT




**This page intentionally left blank.**



**REQUIRED  
SUPPLEMENTARY INFORMATION**

LAFAYETTE  
CONSOLIDATED  
GOVERNMENT



**This page intentionally left blank.**

LAFAYETTE CITY-PARISH CONSOLIDATED GOVERNMENT  
Lafayette, Louisiana  
General Funds

Combined Budgetary Comparison Schedule  
For the Year Ended October 31, 2008

	Original Budget	Final Budget	Actual	Variance with Final Budget Positive (Negative)
<b>Revenues:</b>				
Taxes -				
Ad valorem	\$ 16,341,800	\$ 16,596,564	\$ 16,765,019	\$ 168,455
Sales and use	5,610,000	6,300,000	6,966,247	666,247
Utility System payments in lieu of taxes	18,000,000	18,799,006	18,799,006	-
Other	2,910,144	3,110,920	3,424,369	313,449
Licenses and permits	2,374,200	2,421,356	2,559,198	137,842
Intergovernmental -				
Federal grants	68,210	722,937	371,295	(351,642)
State funds: - state shared revenue	1,194,300	1,194,300	1,205,709	11,409
Other	200,292	554,627	162,812	(391,815)
Charges for services	6,189,224	6,313,859	5,952,716	(361,143)
Fines and forfeits	1,269,400	1,613,400	2,733,565	1,120,165
Investment earnings	1,136,500	1,183,000	1,656,570	473,570
Miscellaneous	831,378	1,166,247	1,130,344	(35,903)
Total revenues	<u>56,125,448</u>	<u>59,976,216</u>	<u>61,726,850</u>	<u>1,750,634</u>
<b>Expenditures:</b>				
Current -				
General government	25,070,537	26,831,302	23,851,937	2,979,365
Public safety	35,548,776	39,680,251	38,915,074	765,177
Traffic and transportation	2,149,295	2,145,442	2,049,879	95,563
Streets and drainage	10,058,741	9,867,763	8,925,332	942,431
Urban redevelopment and housing	411,655	474,265	468,801	5,464
Culture and recreation	513,799	587,915	482,638	105,277
Health and welfare	19,039	19,039	17,472	1,567
Economic development and assistance	19,051	19,051	19,051	-
Conservation of natural resources	96,200	106,200	93,951	12,249
Debt service:				
Principal retirement	1,240,000	1,240,000	1,240,000	-
Interest and fiscal charges	2,417,158	2,417,158	3,600,740	(1,183,582)
Total expenditures	<u>77,544,251</u>	<u>83,388,386</u>	<u>79,664,875</u>	<u>3,723,511</u>
Deficiency of revenues over expenditures	<u>(21,418,803)</u>	<u>(23,412,170)</u>	<u>(17,938,025)</u>	<u>5,474,145</u>
<b>Other financing sources (uses):</b>				
Transfers in	32,861,653	34,684,425	35,336,316	651,891
Transfers out	(14,277,812)	(15,936,782)	(15,649,041)	287,741
Transfers from component units	85,764	85,764	94,008	8,244
Transfers to component units	(2,222,185)	(2,451,405)	(2,204,105)	247,300
Sale of capital assets	-	1,324,372	1,324,372	-
Total other financing sources (uses)	<u>16,447,420</u>	<u>17,706,374</u>	<u>18,901,550</u>	<u>1,195,176</u>
Net change in fund balance	(4,971,383)	(5,705,796)	963,525	6,669,321
Fund balance, beginning	<u>25,406,455</u>	<u>33,787,095</u>	<u>32,987,095</u>	<u>(800,000)</u>
Fund balance, ending	<u>\$ 20,435,072</u>	<u>\$ 28,081,299</u>	<u>\$ 33,950,620</u>	<u>\$ 5,869,321</u>

LAFAYETTE CITY-PARISH CONSOLIDATED GOVERNMENT  
Lafayette, Louisiana  
1961 Sales Tax Trust Fund

Budgetary Comparison Schedule  
For the Year Ended October 31, 2008

	Original Budget	Final Budget	Actual	Variance with Final Budget Positive (Negative)
Revenues:				
Taxes -				
Sales and use	\$ 34,208,901	\$ 37,075,912	\$ 38,057,298	\$ 981,386
Investment earnings	80,000	80,000	44,948	(35,052)
Total revenues	34,288,901	37,155,912	38,102,246	946,334
Expenditures:				
Current -				
General government	229,500	245,000	306,020	(61,020)
Excess of revenues over expenditures	34,059,401	36,910,912	37,796,226	885,314
Other financing sources (uses):				
Transfers in	750,000	750,000	607,459	(142,541)
Transfers out	(34,809,401)	(37,660,912)	(38,403,685)	(742,773)
Total other financing sources (uses)	(34,059,401)	(36,910,912)	(37,796,226)	(885,314)
Net change in fund balance	-	-	-	-
Fund balance, beginning	-	-	-	-
Fund balance, ending	\$ -	\$ -	\$ -	\$ -

LAFAYETTE CITY-PARISH CONSOLIDATED GOVERNMENT  
Lafayette, Louisiana  
1985 Sales Tax Trust Fund

Budgetary Comparison Schedule  
For the Year Ended October 31, 2008

	Original Budget	Final Budget	Actual	Variance with Final Budget Positive (Negative)
Revenues:				
Taxes -				
Sales and use	\$ 30,173,261	\$ 32,433,958	\$ 33,025,413	\$ 591,455
Investment earnings	<u>80,000</u>	<u>80,000</u>	<u>39,041</u>	<u>(40,959)</u>
Total revenues	30,253,261	32,513,958	33,064,454	550,496
Expenditures:				
Current -				
General government	<u>219,300</u>	<u>230,000</u>	<u>284,034</u>	<u>(54,034)</u>
Excess of revenues over expenditures	<u>30,033,961</u>	<u>32,283,958</u>	<u>32,780,420</u>	<u>496,462</u>
Other financing sources (uses):				
Transfers in	650,000	650,000	484,774	(165,226)
Transfers out	<u>(30,683,961)</u>	<u>(32,933,958)</u>	<u>(33,265,194)</u>	<u>(331,236)</u>
Total other financing sources (uses)	<u>(30,033,961)</u>	<u>(32,283,958)</u>	<u>(32,780,420)</u>	<u>(496,462)</u>
Net change in fund balance	-	-	-	-
Fund balance, beginning	<u>-</u>	<u>-</u>	<u>-</u>	<u>-</u>
Fund balance, ending	<u>\$ -</u>	<u>\$ -</u>	<u>\$ -</u>	<u>\$ -</u>

LAFAYETTE CITY-PARISH CONSOLIDATED GOVERNMENT  
Lafayette, Louisiana

Notes to Budgetary Comparison Schedules

Note 1. Budgeting Policy

The City-Parish Government follows the procedures detailed below in adopting its budget.

1. At least 90 days prior to the beginning of each fiscal year, the City-Parish President submits to the Council a proposed budget in the form required by the City-Parish Charter.
2. A public hearing is conducted to obtain taxpayer comments and notice thereof is published in the official journal at least 10 days prior to such hearing. The notification includes the time and place of the public hearing in addition to a general summary of the proposed budget.
3. Final adoption of the budget is required to be not later than the second-to-last regular meeting of the preceding fiscal year.
4. The City-Parish President is authorized to transfer budgeted amounts within departments, except that no transfer can be made to or from any salary account, unless authorized by the City-Parish Council by ordinance. Any revisions which cause interdepartmental transfers or alter the total revenues or expenditures of any fund must likewise be approved by the City-Parish Council.
5. Formal budgetary integration is employed as a management control device during the year for all funds. No payment can be made or obligated against any appropriation unless the City-Parish President or his designee first certifies that sufficient unencumbered funds are or will be available to meet the obligation when it becomes due and payable. In practice, this has generally been interpreted (due to the flexibility for intradepartmental transfer of line item appropriations) to mean control at the departmental/fund level.
6. Those budgets presented in the budgetary comparison schedules are adopted on a basis consistent with generally accepted accounting principles as applied to governmental units.
7. Under the Charter, all appropriations, except for capital outlays, lapse at the close of the fiscal year to the extent that they have not been expended or encumbered. Appropriations for capital outlays lapse after completion of the project or abandonment. A capital outlay appropriation is deemed abandoned if three years pass without any disbursement or encumbrance of the appropriation.
8. All budgeted amounts presented reflect the original budget and the final budget (which have been adjusted for legally authorized revisions during the year).


Note 2. Excess of Expenditures Over Appropriations

The following individual funds have actual expenditures in excess of budgeted expenditures for the year ended October 31, 2008:

	<u>Original Budget</u>	<u>Final Budget</u>	<u>Actual</u>	<u>Negative Variance</u>
1961 Sales Tax Trust Fund	<u>\$229,500</u>	<u>\$245,000</u>	<u>\$306,020</u>	<u>\$(61,020)</u>
1985 Sales Tax Trust Fund	<u>\$219,300</u>	<u>\$230,000</u>	<u>\$284,034</u>	<u>\$(54,034)</u>

**OTHER SUPPLEMENTARY INFORMATION**

LAFAYETTE  
CONSOLIDATED  
GOVERNMENT



**This page intentionally left blank.**



LAFAYETTE CITY-PARISH CONSOLIDATED GOVERNMENT  
Lafayette, Louisiana  
General Funds

Combining Balance Sheet  
October 31, 2008

	City	Parish	Total
<b>ASSETS</b>			
Cash	\$ 1,576,053	\$ 502,041	\$ 2,078,094
Investments	29,094,310	9,294,241	38,388,551
Accounts receivable, net	529,669	106,958	636,627
Accrued interest receivable	307,180	99,966	407,146
Due from other funds	2,335,337	10,917	2,346,254
Due from component units	138,651	-	138,651
Due from other governmental agencies	188,909	592,298	781,207
Total assets	<u>\$ 34,170,109</u>	<u>\$ 10,606,421</u>	<u>\$ 44,776,530</u>
<b>LIABILITIES AND FUND BALANCES</b>			
Liabilities:			
Accounts payable	\$ 724,812	\$ 44,050	\$ 768,862
Accrued salaries and benefits	1,495,579	65,082	1,560,661
Accrued liabilities	2,932,510	-	2,932,510
Other payables	193,496	20,479	213,975
Due to other funds	3,315,880	268,455	3,584,335
Due to component units	37,828	1,467,781	1,505,609
Due to other governmental agencies	244,996	-	244,996
Deferred revenue	14,962	-	14,962
Total liabilities	<u>\$ 8,960,063</u>	<u>\$ 1,865,847</u>	<u>\$ 10,825,910</u>
Fund balances:			
Unreserved -			
Designated for subsequent year's expenditures	\$ 8,375,952	\$ 1,646,438	\$ 10,022,390
Designated for contingencies	7,000,000	3,500,000	10,500,000
Undesignated	9,834,094	3,594,136	13,428,230
Total fund balances	<u>\$ 25,210,046</u>	<u>\$ 8,740,574</u>	<u>\$ 33,950,620</u>
Total liabilities and fund balances	<u>\$ 34,170,109</u>	<u>\$ 10,606,421</u>	<u>\$ 44,776,530</u>

LAFAYETTE CITY-PARISH CONSOLIDATED GOVERNMENT  
Lafayette, Louisiana  
General Funds

Combining Statement of Revenues, Expenditures, and Changes in Fund Balances  
For the Year Ended October 31, 2008

	City	Parish	Total
<b>Revenues:</b>			
Taxes -			
Ad valorem	\$ 14,369,914	\$ 2,395,105	\$ 16,765,019
Sales and use	-	6,966,247	6,966,247
Utility System payments in lieu of taxes	18,799,006	-	18,799,006
Other	2,334,342	1,090,027	3,424,369
Licenses and permits	2,241,189	318,009	2,559,198
Intergovernmental -			
Federal grants	327,787	43,508	371,295
State funds: - state shared revenue	211,098	994,611	1,205,709
Other	11,964	150,848	162,812
Charges for services	5,145,214	807,502	5,952,716
Fines and forfeits	2,722,920	10,645	2,733,565
Investment earnings	1,365,569	291,001	1,656,570
Miscellaneous	1,070,126	60,218	1,130,344
Total revenues	48,599,129	13,127,721	61,726,850
<b>Expenditures:</b>			
Current:			
General government	20,848,367	3,003,570	23,851,937
Public safety	38,052,237	862,837	38,915,074
Traffic and transportation	2,046,582	3,297	2,049,879
Streets and drainage	8,925,332	-	8,925,332
Urban redevelopment and housing	468,801	-	468,801
Culture and recreation	362,268	120,370	482,638
Health and welfare	-	17,472	17,472
Economic development and assistance	-	19,051	19,051
Conservation of natural resources	-	93,951	93,951
Debt service:			
Principal retirement	1,240,000	-	1,240,000
Interest and fiscal charges	3,600,740	-	3,600,740
Total expenditures	75,544,327	4,120,548	79,664,875
Excess (deficiency) of revenues over expenditures	(26,945,198)	9,007,173	(17,938,025)
<b>Other financing sources (uses):</b>			
Transfers in	30,389,523	18,884	30,408,407
Transfers out	(9,192,415)	(1,528,717)	(10,721,132)
Internal transfers	4,927,909	(4,927,909)	-
Transfers from component units	94,008	-	94,008
Transfers to component units	(736,324)	(1,467,781)	(2,204,105)
Sale of capital assets	-	1,324,372	1,324,372
Total other financing sources (uses)	25,482,701	(6,581,151)	18,901,550
Net change in fund balances	(1,462,497)	2,426,022	963,525
Fund balances, beginning	26,672,543	6,314,552	32,987,095
Fund balances, ending	\$ 25,210,046	\$ 8,740,574	\$ 33,950,620

LAFAYETTE CITY-PARISH CONSOLIDATED GOVERNMENT  
Lafayette, Louisiana  
General Fund - City of Lafayette

Budgetary Comparison Schedule  
For the Year Ended October 31, 2008  
With Comparative Actual Amounts for the Year Ended October 31, 2007

	2008			Variance with Final Budget Positive (Negative)	2007 Actual
	Original Budget	Final Budget	Actual		
<b>Revenues:</b>					
Taxes -					
Ad valorem	\$ 14,069,400	\$ 14,245,128	\$ 14,369,914	\$ 124,786	\$ 13,698,866
Utility system payments in lieu of taxes	18,000,000	18,799,006	18,799,006	-	18,831,929
Other	1,953,700	2,053,700	2,334,342	280,642	2,158,749
Licenses and permits	2,102,700	2,102,700	2,241,189	138,489	2,147,350
Intergovernmental -					
Federal grants	68,210	326,158	327,787	1,629	271,574
State funds: - state shared revenue	210,000	210,000	211,098	1,098	311,384
Other	-	58,482	11,964	(46,518)	8,568
Charges for services	5,514,424	5,476,158	5,145,214	(330,944)	4,994,921
Fines and forfeits	1,233,000	1,577,000	2,722,920	1,145,920	1,316,918
Investment earnings	1,000,000	1,000,000	1,365,569	365,569	1,575,079
Miscellaneous	783,323	1,141,247	1,070,126	(71,121)	1,094,137
Total revenues	<u>44,934,757</u>	<u>46,989,579</u>	<u>48,599,129</u>	<u>1,609,550</u>	<u>46,409,475</u>
<b>Expenditures:</b>					
Current -					
General government	21,935,922	22,596,227	20,848,367	607,009	19,596,723
Public safety	34,739,296	38,786,319	38,052,237	734,082	33,013,483
Traffic and transportation	2,144,795	2,140,942	2,046,582	94,360	1,994,969
Streets and drainage	10,058,741	9,867,763	8,925,332	942,431	8,615,311
Urban redevelopment and housing	411,655	474,265	468,801	5,464	397,766
Culture and recreation	361,799	368,769	362,268	6,501	348,108
Debt service:					
Principal retirement	1,240,000	1,240,000	1,240,000	-	1,195,000
Interest and fiscal charges	2,417,158	2,417,158	3,600,740	(1,183,582)	2,459,580
Total expenditures	<u>73,309,366</u>	<u>77,891,443</u>	<u>75,544,327</u>	<u>2,347,116</u>	<u>67,620,940</u>
Deficiency of revenues over expenditures	<u>(28,374,609)</u>	<u>(30,901,864)</u>	<u>(26,945,198)</u>	<u>3,956,666</u>	<u>(21,211,465)</u>
<b>Other financing sources (uses):</b>					
Transfers in	32,861,653	34,684,425	35,317,432	633,007	34,354,020
Transfers out	(8,274,118)	(8,150,545)	(9,192,415)	(1,041,870)	(7,104,746)
Transfers from component units	85,764	85,764	94,008	8,244	93,783
Transfers to component units	(587,665)	(817,665)	(736,324)	81,341	(490,357)
Total other financing sources (uses)	<u>24,085,634</u>	<u>25,801,979</u>	<u>25,482,701</u>	<u>(319,278)</u>	<u>26,852,700</u>
Net change in fund balance	(4,288,975)	(5,099,885)	(1,462,497)	3,637,388	5,641,235
Fund balance, beginning	<u>19,675,742</u>	<u>27,172,543</u>	<u>26,672,543</u>	<u>(500,000)</u>	<u>21,031,308</u>
Fund balance, ending	<u>\$ 15,386,767</u>	<u>\$ 22,072,658</u>	<u>\$ 25,210,046</u>	<u>\$ 3,137,388</u>	<u>\$ 26,672,543</u>

LAFAYETTE CITY-PARISH CONSOLIDATED GOVERNMENT  
Lafayette, Louisiana  
General Fund - City of Lafayette

Budgetary Comparison Schedule -Detail of Expenditures  
For the Year Ended October 31, 2008  
With Comparative Actual Amounts for the Year Ended October 31, 2007

	2008				2007 Actual
	Original Budget	Final Budget	Actual	Variance with Final Budget Positive (Negative)	
<b>Elected Officials:</b>					
City Council -					
Personnel costs	\$ 646,921	\$ 646,921	\$ 618,059	\$ 28,862	\$ 618,419
Transportation	12,900	11,400	5,166	6,234	4,401
Materials and supplies	11,000	11,000	10,741	259	11,392
Telephone	20,750	20,750	11,238	9,512	9,216
Publications and recording	65,000	65,000	52,190	12,810	54,041
Travel and meetings	40,000	41,000	13,939	27,061	27,652
Printing and postage	38,950	38,450	20,660	17,790	33,306
Professional services	20,000	20,000	14,315	5,685	7,627
Uninsured losses	17,282	10,539	10,539	-	21,461
Professional fees	189,200	189,200	183,700	5,500	187,718
Vehicle subsidy leases	7,000	7,000	6,456	544	6,484
Tourist promotion	10,000	10,000	4,472	5,528	16,325
Training	5,000	5,000	4,629	371	3,283
Other	34,300	35,300	8,884	26,416	7,010
Total City Council	<u>1,118,303</u>	<u>1,111,560</u>	<u>964,988</u>	<u>146,572</u>	<u>1,008,335</u>
President's Office -					
Operations:					
Personnel costs	431,303	427,903	390,635	37,268	366,310
Transportation	5,500	13,000	10,893	2,107	9,013
Expense allowance	3,600	3,600	3,600	-	3,600
Materials and supplies	5,400	7,300	7,383	(83)	3,695
Travel and meetings	11,000	16,000	13,964	2,036	17,417
Telephone	15,500	9,500	7,526	1,974	8,513
Printing and postage	4,000	3,500	1,370	2,130	1,719
Vehicle subsidy leases	6,600	6,600	6,046	554	6,023
Municipal dues	2,000	1,200	155	1,045	155
Contractual services	180,800	180,800	166,816	13,984	68,936
Tourist promotion	28,500	25,500	20,870	4,630	11,765
Uninsured losses	-	-	-	-	8,308
Other	10,600	12,200	7,571	4,629	3,381
	<u>704,803</u>	<u>707,103</u>	<u>636,829</u>	<u>70,274</u>	<u>508,835</u>

(continued)

LAFAYETTE CITY-PARISH CONSOLIDATED GOVERNMENT  
Lafayette, Louisiana  
General Fund - City of Lafayette

Budgetary Comparison Schedule -Detail of Expenditures (Continued)  
For the Year Ended October 31, 2008  
With Comparative Actual Amounts for the Year Ended October 31, 2007

	2008			Variance with Final Budget Positive (Negative)	2007 Actual
	Original Budget	Final Budget	Actual		
CAO - Administration & Emergency Operations:					
Personnel costs	\$ 333,082	\$ 335,672	\$ 334,915	\$ 757	\$ 321,933
Transportation	2,000	2,300	2,237	63	2,172
Materials and supplies	2,700	3,350	2,752	598	4,952
Travel and meetings	4,400	5,250	4,582	668	4,352
Telephone and utilities	5,500	5,250	4,779	471	4,830
Printing and postage	1,400	1,050	460	590	469
Municipal dues	350	350	149	201	328
Training	-	-	-	-	270
Vehicle subsidy leases	14,500	14,500	13,218	1,282	12,613
Uninsured losses	248	248	248	-	893
Tourist promotion	500	400	350	50	-
Other	800	850	385	465	147
	<u>365,480</u>	<u>369,220</u>	<u>364,075</u>	<u>5,145</u>	<u>352,959</u>
CAO - Criminal Justice Support Services:					
Personnel costs	\$ 322,293	\$ 317,168	\$ 304,048	\$ 13,120	\$ 310,065
Transportation	5,900	3,400	1,836	1,564	2,781
Materials and supplies	23,000	22,600	12,375	10,225	22,320
Travel and meetings	3,000	4,500	4,408	92	4,050
Telephone	16,800	28,400	28,183	217	23,298
Printing and postage	12,400	12,500	3,635	8,865	9,294
Contractual services	45,763	44,763	30,918	13,845	31,849
Maintenance	2,800	2,340	665	1,675	310
Training	10,700	6,310	4,433	1,877	4,301
Tourist/customer relations	1,500	4,000	3,933	67	2,675
Equipment rental	400	300	-	300	-
Municipal dues	-	-	(100)	100	400
Uniforms	2,600	4,200	3,594	606	7,046
Uninsured losses	3,160	2,135	2,135	-	9,598
External appropriations	-	130,344	121,961	8,383	146,741
Other	2,000	1,340	350	990	580
	<u>452,316</u>	<u>584,300</u>	<u>522,374</u>	<u>61,926</u>	<u>575,308</u>

(continued)

LAFAYETTE CITY-PARISH CONSOLIDATED GOVERNMENT  
Lafayette, Louisiana  
General Fund - City of Lafayette

Budgetary Comparison Schedule -Detail of Expenditures (Continued)  
For the Year Ended October 31, 2008  
With Comparative Actual Amounts for the Year Ended October 31, 2007

	2008			Variance with Final Budget Positive (Negative)	2007 Actual
	Original Budget	Final Budget	Actual		
CAO - International Trade:					
Personnel costs	221,783	218,153	208,386	9,767	234,860
Transportation	2,600	3,180	2,787	393	1,497
Materials and supplies	16,600	16,130	15,551	579	11,511
Travel and meetings	14,800	15,669	15,372	297	10,035
Telephone	9,600	10,720	9,963	757	8,673
Printing and postage	4,900	5,963	4,731	1,232	5,268
Contractual services	12,400	13,760	14,259	(499)	17,263
Maintenance	6,700	6,200	4,379	1,821	6,010
Training	500	114	110	4	-
Tourist/customer relations	44,600	49,400	47,648	1,752	43,985
Utilities	20,400	20,400	18,876	1,524	18,936
Municipal dues	1,900	1,993	1,978	15	1,620
Uniforms	100	100	93	7	169
Rent	4,200	-	6,904	(6,904)	1,750
Other	8,685	6,905	-	6,905	6,441
	<u>369,768</u>	<u>368,687</u>	<u>351,037</u>	<u>17,650</u>	<u>368,018</u>
CAO - Small Business Support					
Services:					
Personnel costs	35,509	35,714	35,579	135	15,455
Materials and supplies	300	300	65	235	-
Telephone	400	400	313	87	216
Printing and postage	400	400	128	272	246
Training	1,900	1,900	1,348	552	1,079
Other	200	200	38	162	-
	<u>38,709</u>	<u>38,914</u>	<u>37,471</u>	<u>1,443</u>	<u>16,996</u>
Total President's Office	<u>1,931,076</u>	<u>2,068,224</u>	<u>1,911,786</u>	<u>156,438</u>	<u>1,822,116</u>

(continued)

LAFAYETTE CITY-PARISH CONSOLIDATED GOVERNMENT  
Lafayette, Louisiana  
General Fund - City of Lafayette

Budgetary Comparison Schedule -Detail of Expenditures (Continued)  
For the Year Ended October 31, 2008  
With Comparative Actual Amounts for the Year Ended October 31, 2007

	2008			Variance with Final Budget Positive (Negative)	2007 Actual
	Original Budget	Final Budget	Actual		
City Court -					
Operations:					
Personnel costs	1,543,427	1,543,427	1,406,868	136,559	1,373,643
Transportation	2,600	2,600	-	2,600	539
Materials and supplies	25,534	24,905	19,111	5,794	21,904
Telephone and utilities	83,000	84,060	83,207	853	70,138
Maintenance	5,600	5,600	5,368	232	4,222
Contractual services	128,000	128,000	126,636	1,364	126,357
Printing and postage	10,500	10,846	11,474	(628)	9,567
Uninsured losses	8,958	6,151	6,151	-	5,200
Other	9,066	8,289	4,172	4,117	7,457
	<u>1,816,685</u>	<u>1,813,878</u>	<u>1,662,987</u>	<u>150,891</u>	<u>1,619,027</u>
City Marshal:					
Personnel costs	1,090,975	1,108,413	1,118,148	(9,735)	1,050,570
Transportation	60,000	108,400	96,489	11,911	89,720
Telephone	8,000	9,600	8,741	859	7,405
Employee related claims	-	77,440	103,262	(25,822)	-
Uninsured losses	10,663	41,244	41,244	-	51,658
	<u>1,169,638</u>	<u>1,345,097</u>	<u>1,367,884</u>	<u>(22,787)</u>	<u>1,199,353</u>
Total City Court	<u>2,986,323</u>	<u>3,158,975</u>	<u>3,030,871</u>	<u>128,104</u>	<u>2,818,380</u>
Legal Department -					
Personnel costs	182,796	185,382	188,748	(3,366)	166,531
Materials and supplies	18,100	19,097	16,804	2,293	15,040
Telephone	9,500	11,000	10,020	980	8,005
Professional services	98,640	98,640	103,572	(4,932)	82,000
Printing and binding	900	900	277	623	126
Legal fees	608,900	608,900	611,676	(2,776)	501,948
Uninsured losses	4,376	11,995	11,995	-	10,940
Other	7,700	5,200	302	4,898	316
Total Legal Department	<u>930,912</u>	<u>941,114</u>	<u>943,394</u>	<u>(2,280)</u>	<u>784,906</u>
Total Elected Officials	<u>6,966,614</u>	<u>7,279,873</u>	<u>6,851,039</u>	<u>428,834</u>	<u>6,433,737</u>

(continued)

LAFAYETTE CITY-PARISH CONSOLIDATED GOVERNMENT  
Lafayette, Louisiana  
General Fund - City of Lafayette

Budgetary Comparison Schedule -Detail of Expenditures (Continued)  
For the Year Ended October 31, 2008  
With Comparative Actual Amounts for the Year Ended October 31, 2007

	2008			Variance with Final Budget Positive (Negative)	2007 Actual
	Original Budget	Final Budget	Actual		
<b>Office of Finance and Management:</b>					
Associate Chief					
Administrator's Office -					
Personnel costs	319,412	319,412	264,134	55,278	292,084
Training	5,300	5,300	1,851	3,449	2,551
Materials and supplies	2,600	2,600	2,057	543	2,309
Telephone	3,900	3,900	3,202	698	3,442
Travel and meetings	500	500	343	157	418
Printing and postage	1,400	1,400	326	1,074	244
Vehicle subsidy leases	6,500	6,500	6,046	454	6,023
Dues and licenses	1,800	1,800	1,490	310	1,535
Uninsured losses	-	43,781	43,781	-	479
Other	400	4,500	2,862	1,638	-
	<u>341,812</u>	<u>389,693</u>	<u>326,092</u>	<u>63,601</u>	<u>309,085</u>
Accounting -					
Personnel costs	1,379,732	1,379,732	1,275,586	104,146	1,185,499
Training	4,000	4,500	4,217	283	4,009
Materials and supplies	13,500	15,500	15,330	170	16,322
Telephone	12,000	12,900	12,756	144	11,677
Maintenance	600	1,100	783	317	830
Printing and postage	25,000	30,000	28,668	1,332	30,023
Contractual services	12,000	2,900	2,373	527	1,924
Other	1,300	1,500	754	746	1,179
	<u>1,448,132</u>	<u>1,448,132</u>	<u>1,340,467</u>	<u>107,665</u>	<u>1,251,463</u>
Budget Management -					
Personnel costs	464,825	464,825	380,586	84,239	337,870
Training	1,500	1,500	55	1,445	-
Materials and supplies	4,000	4,000	3,583	417	3,460
Telephone	4,600	4,600	3,438	1,162	2,906
Maintenance	500	500	-	500	570
Printing and postage	8,600	8,600	7,949	651	8,037
Other	-	-	-	-	135
	<u>484,025</u>	<u>484,025</u>	<u>395,611</u>	<u>88,414</u>	<u>352,978</u>

(continued)



LAFAYETTE CITY-PARISH CONSOLIDATED GOVERNMENT  
Lafayette, Louisiana  
General Fund - City of Lafayette

Budgetary Comparison Schedule -Detail of Expenditures (Continued)  
For the Year Ended October 31, 2008  
With Comparative Actual Amounts for the Year Ended October 31, 2007

	2008			Variance with Final Budget Positive (Negative)	2007 Actual
	Original Budget	Final Budget	Actual		
Purchasing and					
Property Management-					
Personnel costs	564,131	564,131	543,982	20,149	499,247
Transportation	4,700	3,950	2,003	1,947	1,519
Training	1,900	1,150	529	621	-
Materials and supplies	6,000	7,500	7,471	29	5,979
Telephone	6,200	7,200	6,321	879	5,074
Printing and postage	16,000	16,300	15,954	346	18,163
Maintenance	1,400	1,400	380	1,020	155
Other	1,300	1,300	330	970	619
	<u>601,631</u>	<u>602,931</u>	<u>576,970</u>	<u>25,961</u>	<u>530,756</u>
General Accounts -					
External appropriations	251,009	289,709	250,128	39,581	240,659
Duplication costs	125,500	132,100	121,747	10,353	130,322
Professional services	150,135	144,435	102,309	42,126	83,214
Accrued leave	995,000	982,043	715,985	266,058	689,250
Insurance and bonds	708,629	708,629	550,097	158,532	679,150
Uninsured losses	369	-	-	-	43,491
Unemployment	55,000	55,000	27,841	27,159	19,110
Dues and licenses	40,000	40,000	36,002	3,998	35,322
Utilities - street lighting	1,400,000	1,512,957	1,513,306	(349)	1,462,231
Group insurance - retirees	487,224	487,224	487,224	-	483,588
Debt service	3,657,158	3,657,158	4,840,740	(1,183,582)	3,654,580
Election	23,500	50,000	34,590	15,410	49,700
Tourist promotion	25,000	25,000	22,643	2,357	-
	<u>7,918,524</u>	<u>8,084,255</u>	<u>8,702,612</u>	<u>(618,357)</u>	<u>7,570,617</u>
Total Office of Finance and Management	<u>10,794,124</u>	<u>11,009,036</u>	<u>11,341,752</u>	<u>(332,716)</u>	<u>10,014,899</u>

(continued)

LAFAYETTE CITY-PARISH CONSOLIDATED GOVERNMENT  
Lafayette, Louisiana  
General Fund - City of Lafayette

Budgetary Comparison Schedule -Detail of Expenditures (Continued)  
For the Year Ended October 31, 2008  
With Comparative Actual Amounts for the Year Ended October 31, 2007

	2008				2007 Actual
	Original Budget	Final Budget	Actual	Variance with Final Budget Positive (Negative)	
<b>Administrative Services Department:</b>					
Director's Office -					
Personnel costs	144,394	145,250	144,944	306	140,196
Training	4,000	4,000	1,276	2,724	716
Materials and supplies	2,300	2,245	354	1,891	1,473
Telephone	2,000	2,000	2,016	(16)	2,590
Travel and meetings	2,100	2,100	395	1,705	502
Printing and postage	300	350	303	47	52
Vehicle subsidy leases	6,500	6,500	6,046	454	6,023
Uninsured losses	6,138	18,172	18,172	-	2,795
Other	100	105	105	-	105
	<u>167,832</u>	<u>180,722</u>	<u>173,611</u>	<u>7,111</u>	<u>154,452</u>
Records Management:					
Personnel costs	69,386	66,465	65,978	487	65,905
Training	500	571	570	1	655
Materials and supplies	3,000	2,825	2,740	85	1,795
Telephone	900	900	651	249	728
Transportation	600	650	538	112	452
Travel and meetings	100	50	39	11	13
Printing and postage	-	-	3,581	(3,581)	7
Other	200	3,600	-	3,600	998
	<u>74,686</u>	<u>75,061</u>	<u>74,097</u>	<u>964</u>	<u>70,553</u>
Information Services -					
Personnel costs	2,202,365	2,249,641	2,035,652	213,989	1,667,990
Training	45,000	45,000	35,368	9,632	41,192
Materials and supplies	30,000	32,900	33,543	(643)	29,829
Telephone	150,000	150,000	131,770	18,230	106,937
Travel and meetings	5,000	5,000	3,671	1,329	8,525
Vehicle subsidy leases	7,000	7,000	6,046	954	6,113
Printing and postage	2,500	2,500	869	1,631	1,835
Professional services	475,000	468,022	432,892	35,130	423,395
Maintenance	70,000	70,000	69,424	576	70,555
Publications and recording	3,000	6,700	6,167	533	989
Other	10,000	10,000	7,646	2,354	10,000
	<u>2,999,865</u>	<u>3,046,763</u>	<u>2,763,048</u>	<u>283,715</u>	<u>2,367,360</u>

(continued)

LAFAYETTE CITY-PARISH CONSOLIDATED GOVERNMENT  
Lafayette, Louisiana  
General Fund - City of Lafayette

Budgetary Comparison Schedule -Detail of Expenditures (Continued)  
For the Year Ended October 31, 2008  
With Comparative Actual Amounts for the Year Ended October 31, 2007

	2008				2007 Actual
	Original Budget	Final Budget	Actual	Variance with Final Budget Positive (Negative)	
Administrative Operations -					
Human Resources:					
Personnel costs	438,720	441,327	438,654	2,673	423,830
Materials and supplies	10,000	8,770	7,483	1,287	8,062
Telephone	5,800	5,800	5,395	405	4,504
Printing and postage	4,500	4,500	4,764	(264)	3,025
Training	10,000	3,000	1,794	1,206	2,269
Maintenance	500	530	510	20	-
Professional services	34,800	39,735	35,832	3,903	32,814
Other	2,700	2,700	1,671	1,029	2,244
	<u>507,020</u>	<u>506,362</u>	<u>496,103</u>	<u>10,259</u>	<u>476,748</u>
Communications:					
Personnel costs	172,452	172,566	162,520	10,046	164,781
Transportation	10,500	11,900	11,309	591	8,871
Materials and supplies	1,300	2,386	2,307	79	869
Telephone	3,000	3,000	2,928	72	2,544
Printing and postage	2,800	2,400	2,254	146	1,624
Maintenance	8,450	9,450	5,156	4,294	3,497
Other	2,400	2,400	2,100	300	1,459
	<u>200,902</u>	<u>204,102</u>	<u>188,574</u>	<u>15,528</u>	<u>183,645</u>
Total Administrative Operations	<u>707,922</u>	<u>710,464</u>	<u>684,677</u>	<u>25,787</u>	<u>660,393</u>
Risk Management -					
Administration fees	<u>664,470</u>	<u>666,970</u>	<u>644,295</u>	<u>22,675</u>	<u>562,606</u>
Total Administrative Services Department	<u>4,614,775</u>	<u>4,679,980</u>	<u>4,339,728</u>	<u>340,252</u>	<u>3,815,364</u>

(continued)

LAFAYETTE CITY-PARISH CONSOLIDATED GOVERNMENT  
Lafayette, Louisiana  
General Fund - City of Lafayette

Budgetary Comparison Schedule -Detail of Expenditures (Continued)  
For the Year Ended October 31, 2008  
With Comparative Actual Amounts for the Year Ended October 31, 2007

	2008			Variance with Final Budget Positive (Negative)	2007 Actual
	Original Budget	Final Budget	Actual		
<b>Police Department:</b>					
Administration -					
Personnel costs	1,242,563	1,239,404	1,230,093	9,311	1,207,403
Training	20,000	18,421	18,351	70	12,885
Materials and supplies	34,000	64,615	60,234	4,381	31,950
Telephone	-	8,910	6,285	2,625	3,714
Municipal dues	3,000	7,799	7,149	650	11,412
Jailer services	285,000	285,031	285,031	-	100,025
Employee related claims	-	1,196,800	1,595,130	(398,330)	-
Uninsured losses	964,429	1,175,960	1,175,960	-	1,247,954
Rent	3,000	3,000	3,000	-	3,000
Contractual services	95,550	88,409	82,518	5,891	84,795
Uniforms	7,100	6,600	3,060	3,540	4,006
Travel and meetings	1,000	827	483	344	923
Other	2,500	611	611	-	1,772
	<u>2,658,142</u>	<u>4,096,387</u>	<u>4,467,905</u>	<u>(371,518)</u>	<u>2,709,839</u>
Patrol -					
Personnel costs	9,054,910	10,064,559	9,681,021	383,538	8,885,545
Materials and supplies	56,030	51,894	49,762	2,132	11,789
Other	30,500	72,091	69,204	2,887	1,625
	<u>9,141,440</u>	<u>10,188,544</u>	<u>9,799,987</u>	<u>388,557</u>	<u>8,898,959</u>
Services -					
Personnel costs	3,623,555	3,806,922	3,470,804	336,118	3,319,170
Uniforms	150,000	185,350	186,902	(1,552)	163,818
Training	115,000	115,000	114,496	504	104,002
Transportation	1,492,500	1,692,376	1,652,310	40,066	1,349,143
Materials and supplies	141,750	187,834	182,715	5,119	114,192
Telephone and utilities	298,000	333,738	328,645	5,093	298,118
Travel and meetings	4,500	3,806	3,080	726	3,446
Printing and postage	21,500	18,503	17,621	882	20,108
Maintenance	66,600	45,464	41,717	3,747	51,916
Professional services	9,900	15,390	15,605	(215)	6,768
External appropriations	157,000	165,347	165,347	-	145,029
Other	53,500	24,669	17,354	7,315	17,860
	<u>6,133,805</u>	<u>6,594,399</u>	<u>6,196,596</u>	<u>397,803</u>	<u>5,593,570</u>

(continued)

LAFAYETTE CITY-PARISH CONSOLIDATED GOVERNMENT  
Lafayette, Louisiana  
General Fund - City of Lafayette

Budgetary Comparison Schedule -Detail of Expenditures (Continued)  
For the Year Ended October 31, 2008  
With Comparative Actual Amounts for the Year Ended October 31, 2007

	2008			Variance with Final Budget Positive (Negative)	2007 Actual
	Original Budget	Final Budget	Actual		
<b>Criminal Investigation -</b>					
Personnel costs	2,750,570	2,687,325	2,521,564	165,761	2,506,360
Materials and supplies	17,300	26,146	21,085	5,061	14,524
Undercover investigations	60,000	52,000	50,094	1,906	51,135
Coroner's fees	76,450	123,325	101,694	21,631	29,166
Contractual services	125,000	62,304	44,947	17,357	90,723
Vehicle subsidy leases	101,600	113,519	110,648	2,871	44,753
Other	9,108	18,638	16,487	2,151	20,673
	<u>3,140,028</u>	<u>3,083,257</u>	<u>2,866,519</u>	<u>216,738</u>	<u>2,757,334</u>
<b>Total Police Department</b>	<u>21,073,415</u>	<u>23,962,587</u>	<u>23,331,007</u>	<u>631,580</u>	<u>19,959,702</u>
<b>Fire Department:</b>					
<b>Administration -</b>					
Personnel costs	192,884	194,001	193,277	724	176,891
Transportation	2,000	9,000	8,970	30	-
Vehicle subsidy leases	-	50	46	4	7,723
Materials and supplies	5,500	2,950	2,550	400	1,506
Travel and meetings	2,500	5,900	5,631	269	2,332
Printing and postage	1,800	1,300	1,026	274	937
Employee related claims	-	925,760	1,234,118	(308,358)	-
Uninsured losses	350,214	308,999	308,999	-	247,870
Other	1,900	900	589	311	734
	<u>556,798</u>	<u>1,448,860</u>	<u>1,755,206</u>	<u>(306,346)</u>	<u>437,993</u>
<b>Emergency Operations -</b>					
Personnel costs	10,530,873	10,680,473	10,296,703	383,770	10,130,191
Transportation	434,000	440,300	457,757	(17,457)	402,349
Uniforms	70,250	28,550	17,162	11,388	70,019
Materials and supplies	42,500	58,450	57,420	1,030	48,518
Maintenance	31,500	32,400	29,692	2,708	29,192
Utilities	150,000	174,900	175,083	(183)	149,439
Professional services	22,700	23,050	17,618	5,432	21,779
Other	2,000	2,000	1,765	235	2,180
	<u>11,283,823</u>	<u>11,440,123</u>	<u>11,053,200</u>	<u>386,923</u>	<u>10,853,667</u>

(continued)

LAFAYETTE CITY-PARISH CONSOLIDATED GOVERNMENT  
Lafayette, Louisiana  
General Fund - City of Lafayette

Budgetary Comparison Schedule -Detail of Expenditures (Continued)  
For the Year Ended October 31, 2008  
With Comparative Actual Amounts for the Year Ended October 31, 2007

	2008			Variance with Final Budget Positive (Negative)	2007 Actual
	Original Budget	Final Budget	Actual		
Technical Operations -					
Personnel costs	1,614,737	1,648,809	1,652,187	(3,378)	1,550,394
Training	30,000	26,600	23,579	3,021	27,232
Transportation	36,000	58,700	54,089	4,611	54,351
Materials and supplies	21,550	73,117	67,713	5,404	17,285
Maintenance	28,500	22,550	19,713	2,837	18,271
Telephone and utilities	70,000	80,000	74,257	5,743	76,794
Printing and postage	2,900	2,700	1,085	1,615	3,702
Tourist/customer relations	14,923	15,123	14,831	292	9,147
Professional services	3,800	4,300	4,052	248	3,184
Other	2,850	2,850	1,318	1,532	1,761
	<u>1,825,260</u>	<u>1,934,749</u>	<u>1,912,824</u>	<u>21,925</u>	<u>1,762,121</u>
 Total Fire Department	 <u>13,665,881</u>	 <u>14,823,732</u>	 <u>14,721,230</u>	 <u>102,502</u>	 <u>13,053,781</u>
 <b>Department of Public Works:</b>					
Director's Office -					
Personnel costs	167,284	168,290	168,338	(48)	164,126
Vehicle subsidy leases	6,900	6,900	6,708	192	6,690
Materials and supplies	900	900	719	181	1,162
Telephone and utilities	34,700	50,700	48,340	2,360	48,639
Travel and meetings	1,100	3,100	2,631	469	442
Municipal dues	900	1,000	910	90	960
Printing and postage	600	500	80	420	67
Training	2,800	1,800	1,120	680	2,336
Uninsured losses	1,109,127	750,743	750,743	-	1,033,334
	<u>1,324,311</u>	<u>983,933</u>	<u>979,589</u>	<u>4,344</u>	<u>1,257,756</u>

(continued)

LAFAYETTE CITY-PARISH CONSOLIDATED GOVERNMENT  
Lafayette, Louisiana  
General Fund - City of Lafayette

Budgetary Comparison Schedule -Detail of Expenditures (Continued)  
For the Year Ended October 31, 2008  
With Comparative Actual Amounts for the Year Ended October 31, 2007

	2008				2007 Actual
	Original Budget	Final Budget	Actual	Variance with Final Budget Positive (Negative)	
Operations -					
Administration:					
Personnel costs	476,339	476,339	470,196	6,143	464,952
Transportation	15,000	9,000	8,005	995	12,286
Materials and supplies	7,500	10,400	10,047	353	6,809
Travel and meetings	2,000	1,000	715	285	597
Telephone	42,000	42,000	40,275	1,725	41,404
Printing and postage	4,000	2,600	1,190	1,410	3,555
Maintenance	20,200	17,200	10,870	6,330	49,736
Professional services	6,000	6,900	6,634	266	5,115
Training	2,200	2,200	1,192	1,008	2,757
Other	2,200	800	454	346	1,061
	<u>577,439</u>	<u>568,439</u>	<u>549,578</u>	<u>18,861</u>	<u>588,272</u>
Drainage:					
Personnel costs	3,083,206	2,919,206	2,396,331	522,875	2,334,922
Transportation	650,000	731,000	777,245	(46,245)	731,053
Materials and supplies	20,800	20,800	15,516	5,284	15,172
Equipment rental	52,000	52,000	43,717	8,283	39,856
Uniforms	10,000	10,000	7,065	2,935	7,973
Utilities	13,000	14,000	14,499	(499)	10,461
Printing and postage	2,000	2,000	377	1,623	166
Training	3,000	8,000	5,298	2,702	610
Maintenance	10,000	10,000	5,557	4,443	865
Professional services	490,000	478,000	445,104	32,896	374,500
Other	4,000	5,000	3,856	1,144	3,200
	<u>4,338,006</u>	<u>4,250,006</u>	<u>3,714,565</u>	<u>535,441</u>	<u>3,518,778</u>
Engineering:					
Personnel costs	321,179	320,379	271,728	48,651	258,117
Uniforms	400	400	400	-	654
Transportation	6,500	18,500	15,629	2,871	6,874
Materials and supplies	2,200	3,000	2,531	469	2,599
Printing and postage	200	200	21	179	22
Maintenance	5,900	5,900	5,818	82	4,698
Other	900	900	549	351	546
	<u>337,279</u>	<u>349,279</u>	<u>296,676</u>	<u>52,603</u>	<u>273,510</u>

(continued)

LAFAYETTE CITY-PARISH CONSOLIDATED GOVERNMENT  
Lafayette, Louisiana  
General Fund - City of Lafayette

Budgetary Comparison Schedule -Detail of Expenditures (Continued)  
For the Year Ended October 31, 2008  
With Comparative Actual Amounts for the Year Ended October 31, 2007

	2008				
	Original Budget	Final Budget	Actual	Variance with Final Budget Positive (Negative)	2007 Actual
Streets/Bridges:					
Personnel costs	2,325,606	2,325,606	2,083,827	241,779	1,937,186
Uniforms	7,700	9,700	8,394	1,306	5,593
Transportation	570,600	794,000	837,808	(43,808)	626,895
Materials and supplies	62,600	66,700	55,171	11,529	52,997
Maintenance	33,500	26,500	23,026	3,474	19,362
Professional services	360,000	352,400	244,840	107,560	207,774
Training	4,000	7,000	6,587	413	3,736
External appropriations	67,500	72,700	72,229	471	66,753
Utilities	33,000	42,000	38,673	3,327	41,885
Rent	8,000	8,000	5,500	2,500	5,500
Other	9,200	11,500	8,869	2,631	9,314
	<u>3,481,706</u>	<u>3,716,106</u>	<u>3,384,924</u>	<u>331,182</u>	<u>2,976,995</u>
Total Operations	<u>8,734,430</u>	<u>8,883,830</u>	<u>7,945,743</u>	<u>938,087</u>	<u>7,357,555</u>
Facility Maintenance -					
Personnel costs	528,064	530,064	515,361	14,703	513,398
Materials and supplies	214,400	209,990	202,371	7,619	157,762
Telephone and utilities	616,000	719,000	716,194	2,806	665,001
Maintenance	231,200	316,800	288,334	28,466	308,046
Transportation	20,100	43,100	35,177	7,923	36,579
Professional services	69,900	77,400	73,698	3,702	69,071
Uniforms	2,300	2,710	2,491	219	2,083
Printing and postage	500	500	156	344	393
Other	16,600	4,600	2,088	2,512	1,219
	<u>1,699,064</u>	<u>1,904,164</u>	<u>1,835,870</u>	<u>68,294</u>	<u>1,753,552</u>
Total Department of Public Works	<u>11,757,805</u>	<u>11,771,927</u>	<u>10,761,202</u>	<u>1,010,725</u>	<u>10,368,863</u>

(continued)



LAFAYETTE CITY-PARISH CONSOLIDATED GOVERNMENT  
Lafayette, Louisiana  
General Fund - City of Lafayette

Budgetary Comparison Schedule -Detail of Expenditures (Continued)  
For the Year Ended October 31, 2008  
With Comparative Actual Amounts for the Year Ended October 31, 2007

	2008			Variance with Final Budget Positive (Negative)	2007 Actual
	Original Budget	Final Budget	Actual		
<b>Traffic and Transportation</b>					
<b>Department:</b>					
Personnel costs	1,864,212	1,690,811	1,636,132	54,679	1,586,692
Training	9,600	6,635	6,613	22	6,192
Transportation	54,200	116,300	117,798	(1,498)	91,600
Materials and supplies	19,400	64,780	60,605	4,175	17,122
Telephone and utilities	140,800	158,553	148,900	9,653	150,390
Printing and postage	3,500	2,416	1,566	850	1,888
Uniforms	2,800	2,920	2,908	12	2,359
Maintenance	5,400	4,578	4,487	91	5,137
Professional services	4,100	53,150	27,444	25,706	3,684
Uninsured losses	27,783	28,141	28,141	-	117,112
Vehicle subsidy leases	7,000	7,350	7,578	(228)	7,677
Travel and meetings	3,300	2,469	1,748	721	3,065
Other	2,700	2,839	2,662	177	2,051
Total Traffic and Transportation Department	2,144,795	2,140,942	2,046,582	94,360	1,994,969
<b>Community Development</b>					
<b>Department:</b>					
Administration -					
Personnel costs	217,040	217,311	216,410	901	210,303
Materials and supplies	700	700	162	538	516
Telephone	2,600	3,240	3,011	229	3,476
Vehicle subsidy leases	6,500	6,500	6,046	454	6,023
Uninsured losses	13,520	75,859	75,859	-	39,477
Professional services	168,795	168,795	167,105	1,690	137,334
Other	2,500	1,860	208	1,652	637
	411,655	474,265	468,801	5,464	397,766

(continued)

LAFAYETTE CITY-PARISH CONSOLIDATED GOVERNMENT  
Lafayette, Louisiana  
General Fund - City of Lafayette

Budgetary Comparison Schedule -Detail of Expenditures (Continued)  
For the Year Ended October 31, 2008  
With Comparative Actual Amounts for the Year Ended October 31, 2007

	2008			Variance with Final Budget Positive (Negative)	2007 Actual
	Original Budget	Final Budget	Actual		
Senior Center -					
Personnel costs	254,077	254,922	248,928	5,994	235,063
Transportation	6,000	7,530	7,705	(175)	7,843
Materials and supplies	7,000	7,910	7,838	72	7,173
Telephone and utilities	27,800	37,050	36,854	196	36,974
Printing and postage	6,400	6,450	6,488	(38)	5,885
Maintenance	5,500	2,550	2,197	353	2,915
Contractual services	44,722	44,292	44,291	1	43,897
Tourist/customer relations	8,200	7,000	6,921	79	7,293
Other	2,100	1,065	1,046	19	1,065
	<u>361,799</u>	<u>368,769</u>	<u>362,268</u>	<u>6,501</u>	<u>348,108</u>
Acadiana Recovery Center -					
Contractual services	<u>31,462</u>	<u>31,462</u>	<u>31,461</u>	<u>1</u>	<u>57,140</u>
WIA Program administration -					
Contractual services	<u>5,034</u>	<u>5,034</u>	<u>5,034</u>	<u>-</u>	<u>5,034</u>
 Total Community Development Department	 <u>809,950</u>	 <u>879,530</u>	 <u>867,564</u>	 <u>11,966</u>	 <u>808,048</u>
 <b>Planning, Zoning, and Codes Department:</b>					
Code Enforcement -					
Personnel costs	97,148	97,119	96,815	304	27,089
Transportation	5,000	2,265	2,192	73	-
Materials and supplies	2,600	8,812	8,456	356	-
Telephone	1,600	1,200	1,284	(84)	-
Printing and postage	600	200	118	82	-
Other	4,600	2,235	1,898	337	-
	<u>111,548</u>	<u>111,831</u>	<u>110,763</u>	<u>1,068</u>	<u>27,089</u>

(continued)

LAFAYETTE CITY-PARISH CONSOLIDATED GOVERNMENT  
Lafayette, Louisiana  
General Fund - City of Lafayette

Budgetary Comparison Schedule -Detail of Expenditures (Continued)  
For the Year Ended October 31, 2008  
With Comparative Actual Amounts for the Year Ended October 31, 2007

	2008			Variance with Final Budget Positive (Negative)	2007 Actual
	Original Budget	Budget	Actual		
Planning and Zoning -					
Personnel costs	650,746	650,822	642,576	8,246	634,169
Transportation	8,000	8,500	7,436	1,064	6,461
Materials and supplies	12,100	12,100	10,732	1,368	12,157
Telephone	12,000	14,000	11,314	2,686	11,451
Printing and postage	19,000	18,924	11,840	7,084	11,515
Travel and meetings	10,000	10,000	3,689	6,311	4,084
Uninsured losses	7,140	16,571	16,571	-	12,346
Vehicle subsidy leases	6,000	6,000	6,046	(46)	6,023
Professional services	152,000	2,000	1,063	937	1,191
Publication and recordation	36,800	36,800	27,266	9,534	25,198
Dues and licenses	2,200	2,200	1,516	684	2,375
Maintenance	2,500	2,000	635	1,365	1,647
Other	5,750	3,750	1,320	2,430	4,558
	<u>924,236</u>	<u>783,667</u>	<u>742,004</u>	<u>41,663</u>	<u>733,175</u>
Total Planning, Zoning and Codes Department	<u>1,035,784</u>	<u>895,498</u>	<u>852,767</u>	<u>42,731</u>	<u>760,264</u>
<b>Municipal Civil Service:</b>					
Personnel costs	372,523	373,438	370,253	3,185	359,615
Materials and supplies	3,400	3,400	2,600	800	4,049
Telephone	3,500	3,500	2,929	571	2,788
Printing and postage	4,200	4,700	2,506	2,194	4,291
Publication and recordation	27,200	32,900	30,991	1,909	22,134
Professional services	500	200	-	200	-
Legal fees	21,200	16,300	11,400	4,900	6,774
Training	5,000	5,000	2,698	2,302	3,816
Vehicle subsidy leases	6,000	6,000	6,046	(46)	6,023
Other	2,700	2,900	2,033	867	1,823
Total Municipal Civil Service	<u>446,223</u>	<u>448,338</u>	<u>431,456</u>	<u>16,882</u>	<u>411,313</u>
<b>Total expenditures</b>	<u>\$ 73,309,366</u>	<u>\$ 77,891,443</u>	<u>\$ 75,544,327</u>	<u>\$ 2,347,116</u>	<u>\$ 67,620,940</u>

LAFAYETTE CITY-PARISH CONSOLIDATED GOVERNMENT  
Lafayette, Louisiana  
General Fund - Lafayette Parish

Budgetary Comparison Schedule  
For the Year Ended October 31, 2008  
With Comparative Actual Amounts for the Year Ended October 31, 2007

	2008			Variance with Final Budget Positive (Negative)	2007 Actual
	Original Budget	Final Budget	Actual		
<b>Revenues:</b>					
Taxes -					
Ad valorem	\$ 2,272,400	\$ 2,351,436	\$ 2,395,105	\$ 43,669	\$ 2,204,727
Sales and use	5,610,000	6,300,000	6,966,247	666,247	6,301,024
Other	956,444	1,057,220	1,090,027	32,807	1,054,504
Licenses and permits	271,500	318,656	318,009	(647)	342,049
Intergovernmental -					
Federal grants	-	396,779	43,508	(353,271)	-
State funds: - state shared revenue	984,300	984,300	994,611	10,311	987,668
Other	200,292	496,145	150,848	(345,297)	215,595
Charges for services	674,800	837,701	807,502	(30,199)	715,703
Fines and forfeits	36,400	36,400	10,645	(25,755)	20,192
Investment earnings	136,500	183,000	291,001	108,001	340,384
Miscellaneous	48,055	25,000	60,218	35,218	95,636
Total revenues	<u>11,190,691</u>	<u>12,986,637</u>	<u>13,127,721</u>	<u>141,084</u>	<u>12,277,482</u>
<b>Expenditures:</b>					
Current -					
General government	3,134,615	4,235,075	3,003,570	1,231,505	2,777,151
Public safety	809,480	893,932	862,837	31,095	819,528
Traffic and transportation	4,500	4,500	3,297	1,203	3,254
Streets and drainage	-	-	-	-	138,403
Culture and recreation	152,000	219,146	120,370	98,776	176,721
Health and welfare	19,039	19,039	17,472	1,567	17,472
Economic development and assistance	19,051	19,051	19,051	-	19,050
Conservation of natural resources	96,200	106,200	93,951	12,249	87,329
Total expenditures	<u>4,234,885</u>	<u>5,496,943</u>	<u>4,120,548</u>	<u>1,376,395</u>	<u>4,038,908</u>
Excess of revenues over expenditures	<u>6,955,806</u>	<u>7,489,694</u>	<u>9,007,173</u>	<u>1,517,479</u>	<u>8,238,574</u>
<b>Other financing sources (uses):</b>					
Transfers in	-	-	18,884	18,884	3,971
Transfers out	(6,003,694)	(7,786,237)	(6,456,626)	1,329,611	(7,039,660)
Transfers to component units	(1,634,520)	(1,633,740)	(1,467,781)	165,959	(1,395,302)
Sale of capital assets	-	1,324,372	1,324,372	-	-
Total other financing sources (uses)	<u>(7,638,214)</u>	<u>(8,095,605)</u>	<u>(6,581,151)</u>	<u>1,514,454</u>	<u>(8,430,991)</u>
Net change in fund balance	(682,408)	(605,911)	2,426,022	3,031,933	(192,417)
Fund balance, beginning	<u>5,730,713</u>	<u>6,614,552</u>	<u>6,314,552</u>	<u>(300,000)</u>	<u>6,506,969</u>
Fund balance, ending	<u>\$ 5,048,305</u>	<u>\$ 6,008,641</u>	<u>\$ 8,740,574</u>	<u>\$ 2,731,933</u>	<u>\$ 6,314,552</u>

LAFAYETTE CITY-PARISH CONSOLIDATED GOVERNMENT  
Lafayette, Louisiana  
General Fund - Lafayette Parish

Budgetary Comparison Schedule -Detail of Expenditures (Continued)  
For the Year Ended October 31, 2008  
With Comparative Actual Amounts for the Year Ended October 31, 2007

	2008			Variance with Final Budget Positive (Negative)	2007 Actual
	Original Budget	Final Budget	Actual		
<b>Office of Finance and Management:</b>					
General Accounts -					
General government:					
Dues and subscriptions	\$ 16,100	\$ 16,100	\$ 15,864	\$ 236	\$ 15,864
Publication and recordation	45,000	45,000	28,048	16,952	27,184
Printing and binding	5,000	5,000	3,706	1,294	2,540
Charges for collection	232,140	234,240	179,308	54,932	182,157
External appropriations	85,700	85,700	85,700	-	85,700
Group insurance	43,632	43,632	43,632	-	43,632
Election expense	94,000	200,000	47,281	152,719	30,000
Accrued leave	99,000	141,000	112,421	28,579	98,857
Assessor's office	-	513,657	-	513,657	31,538
Other	53,400	53,400	47,601	5,799	31,773
Public safety:					
National Guard	6,000	6,000	6,000	-	6,000
Office of Emergency Preparedness	71,000	71,000	71,000	-	61,531
Contractual services-sheriff	42,000	42,000	39,415	2,585	34,480
Health and welfare:					
Parish Service Officer	19,039	19,039	17,472	1,567	17,472
Economic development and assistance					
ARDD-Acadiana Regional Dev. Dis.	19,051	19,051	19,051	-	19,050
Total Office of Finance and Management	<u>831,062</u>	<u>1,494,819</u>	<u>716,499</u>	<u>778,320</u>	<u>687,778</u>
<b>Elected Officials:</b>					
District Courts -					
Judges:					
General government -					
Personnel costs	717,741	754,142	772,131	(17,989)	715,055
Contractual services	268,600	268,600	219,706	48,894	229,223
Repairs and maintenance	500	500	-	500	-
Insurance	14,700	14,700	13,171	1,529	14,404
Other	1,600	1,477	357	1,120	-
Total District Courts	<u>1,003,141</u>	<u>1,039,419</u>	<u>1,005,365</u>	<u>34,054</u>	<u>958,682</u>

(continued)

LAFAYETTE CITY-PARISH CONSOLIDATED GOVERNMENT  
Lafayette, Louisiana  
General Fund - Lafayette Parish

Budgetary Comparison Schedule -Detail of Expenditures (Continued)  
For the Year Ended October 31, 2008  
With Comparative Actual Amounts for the Year Ended October 31, 2007

	2008			Variance with Final Budget Positive (Negative)	2007 Actual
	Original Budget	Final Budget	Actual		
District Attorney -					
General government:					
Personnel costs	986,069	986,069	954,652	31,417	835,770
Travel	30,000	29,850	24,598	5,252	22,702
Contractual services	17,000	17,050	17,050	-	16,901
Insurance	15,100	15,100	12,437	2,663	14,445
Other	-	100	24	76	8
	<u>1,048,169</u>	<u>1,048,169</u>	<u>1,008,761</u>	<u>39,408</u>	<u>889,826</u>
Justice of the Peace and Constables -					
General government:					
Personnel costs	119,185	119,731	116,507	3,224	118,414
Training	5,500	9,150	9,052	98	6,021
Supplies and materials	800	250	-	250	-
	<u>125,485</u>	<u>129,131</u>	<u>125,559</u>	<u>3,572</u>	<u>124,435</u>
Registrar of Voters -					
General government:					
Personnel costs	130,716	130,716	118,349	12,367	106,059
Telephone	4,000	4,000	2,271	1,729	2,586
Vehicle subsidy leases	5,400	5,400	5,381	19	5,360
Supplies and materials	3,800	3,800	3,529	271	3,578
Other	14,700	14,700	12,637	2,063	15,737
	<u>158,616</u>	<u>158,616</u>	<u>142,167</u>	<u>16,449</u>	<u>133,320</u>
Total Elected Officials	<u>2,335,411</u>	<u>2,375,335</u>	<u>2,281,852</u>	<u>93,483</u>	<u>2,106,263</u>

(continued)

LAFAYETTE CITY-PARISH CONSOLIDATED GOVERNMENT  
Lafayette, Louisiana  
General Fund - Lafayette Parish

Budgetary Comparison Schedule -Detail of Expenditures (Continued)  
For the Year Ended October 31, 2008  
With Comparative Actual Amounts for the Year Ended October 31, 2007

	2008			Variance with Final Budget Positive (Negative)	2007 Actual
	Original Budget	Final Budget	Actual		
<b>Parishwide Fire Protection:</b>					
Public safety -					
Transportation	5,000	35,000	11,220	23,780	6,622
2% fire insurance rebate -					
Milton	23,952	25,987	25,987	-	25,657
Judice	26,402	28,950	28,950	-	28,580
Carencro	49,605	55,732	55,732	-	55,006
Duson	9,679	11,522	11,522	-	11,382
Scott	57,516	62,078	62,078	-	61,267
Broussard	35,646	39,045	39,045	-	38,541
Youngsville	35,255	41,018	41,018	-	40,487
External appropriations -					
Milton	40,000	40,000	40,000	-	40,000
Judice	47,875	40,000	40,000	-	40,000
Carencro	44,400	44,730	40,000	4,730	40,000
Duson	40,000	40,000	40,000	-	40,000
Scott	49,150	84,870	84,870	-	63,975
Broussard	40,000	40,000	40,000	-	40,000
Youngsville	40,000	40,000	40,000	-	40,000
Tower rental	6,000	6,000	6,000	-	6,000
Volunteer fire-fighting assistance	140,000	140,000	140,000	-	140,000
 Total Parishwide Fire Protection	 <u>690,480</u>	 <u>774,932</u>	 <u>746,422</u>	 <u>28,510</u>	 <u>717,517</u>
 <b>Department of Public Works:</b>					
Capital improvements -					
Streets and drainage	-	-	-	-	138,403
 <b>Traffic and Transportation Department:</b>					
Parking -					
Traffic and transportation	4,500	4,500	3,297	1,203	3,254

(continued)

LAFAYETTE CITY-PARISH CONSOLIDATED GOVERNMENT  
Lafayette, Louisiana  
General Fund - Lafayette Parish

Budgetary Comparison Schedule -Detail of Expenditures (Continued)  
For the Year Ended October 31, 2008  
With Comparative Actual Amounts for the Year Ended October 31, 2007

	2008			Variance with Final Budget Positive (Negative)	2007 Actual
	Original Budget	Final Budget	Actual		
<b>Parks and Recreation Department:</b>					
Operations and Maintenance -					
Culture and recreation:					
Equipment purchases	75,000	75,000	6,181	68,819	29,928
Repairs and maintenance	17,000	41,059	33,118	7,941	25,389
Supplies	25,000	25,000	16,927	8,073	25,199
Gravel	7,000	7,000	6,863	137	6,387
Field lighting projects	<u>28,000</u>	<u>71,087</u>	<u>57,281</u>	<u>13,806</u>	<u>89,818</u>
Total Parks and Recreation Department	<u>152,000</u>	<u>219,146</u>	<u>120,370</u>	<u>98,776</u>	<u>176,721</u>
<b>Community Development Department:</b>					
Federal Programs Administration -					
General government:					
Personnel costs	35,508	35,508	31,100	4,408	38,319
Telephone and utilities	300	300	109	191	230
External appropriations	87,124	483,903	126,373	357,530	81,592
Other	<u>2,300</u>	<u>2,300</u>	<u>575</u>	<u>1,725</u>	<u>1,502</u>
Total Community Development Department	<u>125,232</u>	<u>522,011</u>	<u>158,157</u>	<u>363,854</u>	<u>121,643</u>
<b>Others:</b>					
County Agent -					
Conservation of natural resources:					
Transportation	3,000	8,000	7,514	486	4,482
Travel and meeting	700	700	516	184	376
Telephone	8,000	12,300	12,656	(356)	10,281
Repairs and maintenance	3,200	8,200	2,219	5,981	108
Uninsured losses	-	-	-	-	1,567
Materials and supplies	3,000	4,200	3,330	870	2,673
Uniforms	2,000	2,000	444	1,556	1,978
Office expense	5,000	5,000	4,893	107	2,009
Contractual services	70,000	64,800	61,737	3,063	62,805
Other	<u>1,300</u>	<u>1,000</u>	<u>642</u>	<u>358</u>	<u>1,050</u>
Total Others	<u>96,200</u>	<u>106,200</u>	<u>93,951</u>	<u>12,249</u>	<u>87,329</u>
Total expenditures	<u>\$ 4,234,885</u>	<u>\$ 5,496,943</u>	<u>\$ 4,120,548</u>	<u>\$ 1,376,395</u>	<u>\$ 4,038,908</u>



LAFAYETTE CITY-PARISH CONSOLIDATED GOVERNMENT  
Lafayette, Louisiana  
Nonmajor Governmental Funds


Combining Balance Sheet - By Fund Type  
October 31, 2008  
With Comparative Totals for October 31, 2007

	Special	Debt	Capital	Totals	
	Revenue Funds	Service Funds	Projects Funds	2008	2007
<b>ASSETS</b>					
Cash	\$ 2,324,740	\$ 975,113	\$ 3,139,508	\$ 6,439,361	\$ 7,820,074
Investments	39,060,997	45,116,443	58,121,480	142,298,920	162,785,398
Accounts receivable, net	385,967	-	-	385,967	233,904
Loans receivable	3,787,985	-	-	3,787,985	3,845,890
Allowance for doubtful accounts	(389,611)	-	-	(389,611)	(329,937)
Assessments receivable	-	800,567	-	800,567	1,115
Accrued interest receivable	423,532	495,310	625,135	1,543,977	1,643,349
Due from other funds	3,733,410	104,157	45,319	3,882,886	2,625,731
Due from component units	-	-	-	-	8,668
Due from other governmental agencies	5,993,778	-	119,158	6,112,936	1,994,455
Inventories, at cost	35,278	-	-	35,278	34,611
Prepaid items	13,115	-	-	13,115	14,956
<b>Total assets</b>	<b>\$ 55,369,191</b>	<b>\$ 47,491,590</b>	<b>\$ 62,050,600</b>	<b>\$ 164,911,381</b>	<b>\$ 180,678,214</b>
<b>LIABILITIES AND FUND BALANCES</b>					
<b>Liabilities:</b>					
Cash overdraft	\$ 3,169,106	\$ -	\$ 73,176	\$ 3,242,282	\$ 2,577,753
Accounts payable	5,554,831	-	3,121,124	8,675,955	4,632,787
Accrued salaries and benefits	484,858	-	-	484,858	380,192
Retainage payable	141,157	-	1,956,056	2,097,213	2,642,330
Other payables	74,314	328	-	74,642	45,520
Due to other funds	546,635	1,318,574	99,693	1,964,902	1,774,499
Due to other governmental agencies	2,709,632	-	-	2,709,632	2,725,614
Deferred revenue	207,066	-	-	207,066	327,596
<b>Total liabilities</b>	<b>\$ 12,887,599</b>	<b>\$ 1,318,902</b>	<b>\$ 5,250,049</b>	<b>\$ 19,456,550</b>	<b>\$ 15,106,291</b>
<b>Fund balances:</b>					
Reserved for -					
Encumbrances	\$ 1,246,994	\$ -	\$ 14,898,052	\$ 16,145,046	\$ 33,514,276
Debt service	-	45,370,367	-	45,370,367	46,941,443
Prepaid items	13,115	-	-	13,115	14,956
Housing	5,796,613	-	-	5,796,613	5,268,665
Noncurrent receivable	109,113	-	-	109,113	143,015
Designated for -					
Subsequent years expenditures	2,077,648	-	-	2,077,648	36,821
Capital expenditures	11,217,693	-	37,902,435	49,120,128	55,901,534
Unreserved, undesignated	22,020,416	802,321	4,000,064	26,822,801	23,751,213
<b>Total fund balances</b>	<b>\$ 42,481,592</b>	<b>\$ 46,172,688</b>	<b>\$ 56,800,551</b>	<b>\$ 145,454,831</b>	<b>\$ 165,571,923</b>
<b>Total liabilities and fund balances</b>	<b>\$ 55,369,191</b>	<b>\$ 47,491,590</b>	<b>\$ 62,050,600</b>	<b>\$ 164,911,381</b>	<b>\$ 180,678,214</b>

LAFAYETTE CITY-PARISH CONSOLIDATED GOVERNMENT  
Lafayette, Louisiana  
Nonmajor Governmental Funds

Combining Statement of Revenues, Expenditures, and Changes in Fund Balances  
For the Year Ended October 31, 2008  
With Comparative Totals for the Year Ended October 31, 2007

	Special	Debt	Capital	Totals	
	Revenue Funds	Service Funds	Projects Funds	2008	2007
<b>Revenues:</b>					
Taxes -					
Ad valorem	\$ 26,843,181	\$ 4,037,033	\$ -	\$ 30,880,214	\$ 28,428,828
Sales and use	343,076	-	-	343,076	-
Licenses and permits	2,210,638	-	-	2,210,638	3,171,305
Intergovernmental -					
Federal grants	11,223,012	-	-	11,223,012	6,717,653
State funds:					
Grants	730,895	-	-	730,895	1,068,907
Parish transportation funds	1,643,086	-	-	1,643,086	1,545,356
State shared revenue	1,126,153	-	-	1,126,153	963,990
Other	1,195,928	-	-	1,195,928	1,044,811
Charges for services	6,965,286	-	-	6,965,286	6,475,082
Fines and forfeits	554,164	-	-	554,164	592,383
Investment earnings	1,856,146	2,365,717	2,978,111	7,199,974	9,457,764
Miscellaneous	1,094,337	-	2,765	1,097,102	615,081
Total revenues	<u>55,785,902</u>	<u>6,402,750</u>	<u>2,980,876</u>	<u>65,169,528</u>	<u>60,081,160</u>
<b>Expenditures:</b>					
Current -					
General government	8,718,346	144,494	30,052	8,892,892	8,987,880
Public safety	6,290,157	-	-	6,290,157	5,518,392
Traffic and transportation	3,933,183	-	-	3,933,183	3,576,794
Streets and drainage	9,108,709	-	-	9,108,709	2,638,162
Urban redevelopment and housing	1,126,023	-	-	1,126,023	2,218,030
Culture and recreation	16,503,225	-	-	16,503,225	15,622,163
Health and welfare	1,694,999	-	-	1,694,999	1,693,550
Economic opportunity	1,577,660	-	-	1,577,660	2,042,177
Economic development and assistance	1,198,625	-	-	1,198,625	568,105
Debt service -					
Principal retirement	-	18,525,000	-	18,525,000	18,605,000
Interest and fiscal charges	-	18,939,967	-	18,939,967	15,541,041
Transfer to paying agent	-	-	-	-	235,702
Capital outlay	660,382	-	28,367,766	29,028,148	38,132,074
Total expenditures	<u>50,811,309</u>	<u>37,609,461</u>	<u>28,397,818</u>	<u>116,818,588</u>	<u>115,379,070</u>
Excess (deficiency) of revenues over expenditures	<u>4,974,593</u>	<u>(31,206,711)</u>	<u>(25,416,942)</u>	<u>(51,649,060)</u>	<u>(55,297,910)</u>
<b>Other financing sources (uses):</b>					
Transfers in	11,218,095	30,757,315	-	41,975,410	40,336,687
Transfers out	(7,398,128)	(1,092,233)	(1,947,006)	(10,437,367)	(11,889,290)
Transfers from component units	32,117	-	-	32,117	26,790
Transfers to component units	(38,192)	-	-	(38,192)	(38,192)
Bond proceeds	-	-	-	-	53,644,808
Transfer to paying agent	-	-	-	-	(34,194,991)
Total other financing sources (uses)	<u>3,813,892</u>	<u>29,665,082</u>	<u>(1,947,006)</u>	<u>31,531,968</u>	<u>47,885,812</u>
Net change in fund balances	8,788,485	(1,541,629)	(27,363,948)	(20,117,092)	(7,412,098)
Fund balances, beginning	<u>33,693,107</u>	<u>47,714,317</u>	<u>84,164,499</u>	<u>165,571,923</u>	<u>172,984,021</u>
Fund balances, ending	<u>\$ 42,481,592</u>	<u>\$ 46,172,688</u>	<u>\$ 56,800,551</u>	<u>\$ 145,454,831</u>	<u>\$ 165,571,923</u>



**This page intentionally left blank.**

LAFAYETTE CITY-PARISH CONSOLIDATED GOVERNMENT  
Lafayette, Louisiana

Combining Balance Sheet  
Nonmajor Special Revenue Funds  
October 31, 2008

	Federal Narcotics Seized/ Forfeited Property	State Narcotics Seized/ Forfeited Property	Section 8 Housing	Urban Infill Home Program	F.T.A. Planning Grant No. 741-28-0002	F.T.A. Planning Grant No. 741-28-0003
<b>ASSETS</b>						
Cash	\$ 518	\$ 948	\$ -	\$ 31,812	\$ -	\$ -
Investments	9,587	17,545	-	588,924	-	-
Accounts receivable, net	-	-	-	-	-	-
Loans receivable	-	-	-	-	-	-
Allowance for doubtful accounts	-	-	-	-	-	-
Accrued interest receivable	103	189	-	6,334	-	-
Due from other funds	-	-	-	129	-	1,868
Due from component units	-	-	-	-	-	-
Due from other governmental agencies	-	-	-	-	-	7,472
Inventories, at cost	-	-	-	-	-	-
Prepaid items	-	-	-	-	-	-
Total assets	<u>\$ 10,208</u>	<u>\$ 18,682</u>	<u>\$ -</u>	<u>\$ 627,199</u>	<u>\$ -</u>	<u>\$ 9,340</u>
<b>LIABILITIES AND FUND BALANCES</b>						
<b>Liabilities:</b>						
Cash overdraft	\$ -	\$ -	\$ -	\$ -	\$ -	\$ 9,340
Accounts payable	-	-	-	5,471	-	-
Accrued salaries and benefits	-	-	-	-	-	-
Retainage payable	-	-	-	-	-	-
Other payables	-	-	-	-	-	-
Due to other funds	-	-	-	-	-	-
Due to other governmental agencies	-	-	-	-	-	-
Deferred revenue	-	-	-	-	-	-
Total liabilities	<u>\$ -</u>	<u>\$ -</u>	<u>\$ -</u>	<u>\$ 5,471</u>	<u>\$ -</u>	<u>\$ 9,340</u>
<b>Fund balances:</b>						
Reserved for -						
Encumbrances	\$ -	\$ -	\$ -	\$ -	\$ -	\$ -
Prepaid items	-	-	-	-	-	-
Housing	-	-	-	621,728	-	-
Noncurrent receivable	-	-	-	-	-	-
Designated for -						
Subsequent years expenditures	-	-	-	-	-	-
Capital expenditures	-	-	-	-	-	-
Unreserved, undesignated	10,208	18,682	-	-	-	-
Total fund balances	<u>\$ 10,208</u>	<u>\$ 18,682</u>	<u>\$ -</u>	<u>\$ 621,728</u>	<u>\$ -</u>	<u>\$ -</u>
Total liabilities and fund balances	<u>\$ 10,208</u>	<u>\$ 18,682</u>	<u>\$ -</u>	<u>\$ 627,199</u>	<u>\$ -</u>	<u>\$ 9,340</u>

F.T.A. Planning Grant No. <u>741-28-0004</u>	F.H.W.A. Road Study Grant No. <u>736-28-0042</u>	F.H.W.A. I49/MPO Grant No. <u>736-28-0043</u>	F.H.W.A. Planning Grant No. <u>736-28-0045</u>	F.H.W.A. Planning Grant No. <u>736-28-0046</u>	F.H.W.A. Planning Grant No. <u>736-28-0048</u>	F.H.W.A. Planning Grant No. <u>700-28-0208</u>	F.H.W.A. I49/MPO Grant No. <u>700-28-0217</u>
\$ -	\$ -	\$ -	\$ -	\$ -	\$ -	\$ -	\$ -
-	-	-	-	-	-	-	-
-	-	-	-	-	-	-	-
-	-	-	-	-	-	-	-
-	-	-	-	-	-	-	-
495	-	455	-	8,446	7,085	2,546	2,573
-	-	-	-	-	-	-	-
4,900	124,158	22,385	-	53,514	81,993	29,083	10,291
-	-	-	-	-	-	-	-
-	-	-	-	-	-	-	-
<u>\$ 5,395</u>	<u>\$ 124,158</u>	<u>\$ 22,840</u>	<u>\$ -</u>	<u>\$ 61,960</u>	<u>\$ 89,078</u>	<u>\$ 31,629</u>	<u>\$ 12,864</u>
\$ 4,613	\$ 103,398	\$ 22,840	\$ -	\$ 61,960	\$ 78,827	\$ 27,283	\$ 9,577
109	20,760	-	-	-	2,187	786	5
673	-	-	-	-	7,689	3,560	3,282
-	-	-	-	-	-	-	-
-	-	-	-	-	-	-	-
-	-	-	-	-	375	-	-
-	-	-	-	-	-	-	-
-	-	-	-	-	-	-	-
<u>\$ 5,395</u>	<u>\$ 124,158</u>	<u>\$ 22,840</u>	<u>\$ -</u>	<u>\$ 61,960</u>	<u>\$ 89,078</u>	<u>\$ 31,629</u>	<u>\$ 12,864</u>
\$ -	\$ -	\$ -	\$ -	\$ -	\$ -	\$ -	\$ -
-	-	-	-	-	-	-	-
-	-	-	-	-	-	-	-
-	-	-	-	-	-	-	-
-	-	-	-	-	-	-	-
-	-	-	-	-	-	-	-
<u>\$ -</u>	<u>\$ -</u>	<u>\$ -</u>	<u>\$ -</u>	<u>\$ -</u>	<u>\$ -</u>	<u>\$ -</u>	<u>\$ -</u>
<u>\$ 5,395</u>	<u>\$ 124,158</u>	<u>\$ 22,840</u>	<u>\$ -</u>	<u>\$ 61,960</u>	<u>\$ 89,078</u>	<u>\$ 31,629</u>	<u>\$ 12,864</u>

LAFAYETTE CITY-PARISH CONSOLIDATED GOVERNMENT  
Lafayette, Louisiana

Combining Balance Sheet  
Nonmajor Special Revenue Funds (Continued)  
October 31, 2008

	Emergency Shelter Grant	Drug- Free Schools Grant	Justice Dept. Federal Equitable Sharing	Parking Program	Health Unit Maintenance	Traffic Safety
<b>ASSETS</b>						
Cash	\$ -	\$ -	\$ 6,848	\$ 13,558	\$ 130,470	\$ -
Investments	-	-	126,774	245,440	2,415,388	-
Accounts receivable, net	-	-	-	5,809	-	-
Loans receivable	-	-	-	-	-	-
Allowance for doubtful accounts	-	-	-	-	-	-
Accrued interest receivable	-	-	1,363	2,640	25,979	-
Due from other funds	-	73	-	-	-	1,432,801
Due from component units	-	-	-	-	-	-
Due from other governmental agencies	21,256	2,667	-	-	-	-
Inventories, at cost	-	-	-	-	-	-
Prepaid items	-	-	-	-	-	-
Total assets	<u>\$ 21,256</u>	<u>\$ 2,740</u>	<u>\$ 134,985</u>	<u>\$ 267,447</u>	<u>\$ 2,571,837</u>	<u>\$ 1,432,801</u>
<b>LIABILITIES AND FUND BALANCES</b>						
<b>Liabilities:</b>						
Cash overdraft	\$ 14,019	\$ 73	\$ -	\$ -	\$ -	\$ -
Accounts payable	7,237	2	-	16,884	809	-
Accrued salaries and benefits	-	-	-	7,704	113	-
Retainage payable	-	-	-	-	-	-
Other payables	-	-	-	4,156	86	-
Due to other funds	-	2,665	-	238,703	-	-
Due to other governmental agencies	-	-	-	-	-	-
Deferred revenue	-	-	-	-	-	-
Total liabilities	<u>\$ 21,256</u>	<u>\$ 2,740</u>	<u>\$ -</u>	<u>\$ 267,447</u>	<u>\$ 1,008</u>	<u>\$ -</u>
<b>Fund balances:</b>						
<b>Reserved for -</b>						
Encumbrances	\$ -	\$ -	\$ -	\$ -	\$ 16,920	\$ -
Prepaid items	-	-	-	-	-	-
Housing	-	-	-	-	-	-
Noncurrent receivable	-	-	-	-	-	-
<b>Designated for -</b>						
Subsequent years expenditures	-	-	-	-	117,314	1,432,801
Capital expenditures	-	-	-	-	-	-
Unreserved, undesignated	-	-	134,985	-	2,436,595	-
Total fund balances	<u>\$ -</u>	<u>\$ -</u>	<u>\$ 134,985</u>	<u>\$ -</u>	<u>\$ 2,570,829</u>	<u>\$ 1,432,801</u>
Total liabilities and fund balances	<u>\$ 21,256</u>	<u>\$ 2,740</u>	<u>\$ 134,985</u>	<u>\$ 267,447</u>	<u>\$ 2,571,837</u>	<u>\$ 1,432,801</u>

Juvenile Detention Home Maintenance	DHH - Acadiana Recovery Center Inpatient	DHH - Governor's Initiative Health Grant	Codes and Permits	Urban Development Action Grant	Acadiana Recovery Center Non-Grant	ARC - U.S. Probation Outpatient Grant	Natural History Museum and Planetarium
\$ 37,415	\$ -	\$ -	\$ 187,520	\$ 2	\$ 21,581	\$ -	\$ 1,696
690,818	76,314	-	3,467,102	37	399,536	-	-
-	-	-	36,905	-	-	-	-
-	-	-	-	143,015	-	-	-
-	-	-	-	-	-	-	-
7,430	821	-	37,291	2,503	6,276	-	-
5,306	-	-	-	-	-	-	38,049
-	-	-	-	-	-	-	-
27,068	61,380	14,616	224,419	-	1,720	12,717	-
-	-	-	-	-	-	-	-
-	-	-	-	-	-	-	-
<u>\$ 768,037</u>	<u>\$ 138,515</u>	<u>\$ 14,616</u>	<u>\$ 3,953,237</u>	<u>\$ 145,557</u>	<u>\$ 429,113</u>	<u>\$ 12,717</u>	<u>\$ 39,745</u>
\$ -	\$ 16,223	\$ 12,685	\$ -	\$ -	\$ -	\$ 12,394	\$ -
16,290	4,475	19	14,605	-	1,035	-	20,108
26,069	16,500	1,800	43,239	-	-	2,647	19,637
-	-	-	-	-	-	-	-
100	-	-	-	-	-	-	-
-	-	112	-	-	-	1,978	-
-	-	-	-	-	-	-	-
-	-	-	-	-	-	-	-
<u>\$ 42,459</u>	<u>\$ 37,198</u>	<u>\$ 14,616</u>	<u>\$ 57,844</u>	<u>\$ -</u>	<u>\$ 1,035</u>	<u>\$ 17,019</u>	<u>\$ 39,745</u>
\$ -	\$ -	\$ -	\$ -	\$ -	\$ -	\$ -	\$ -
-	-	-	-	-	-	-	-
-	-	-	-	-	-	-	-
-	-	-	-	109,113	-	-	-
-	-	-	-	-	-	-	-
25,042	-	-	1,737	-	-	-	-
700,536	101,317	-	3,893,656	36,444	428,078	(4,302)	-
<u>\$ 725,578</u>	<u>\$ 101,317</u>	<u>\$ -</u>	<u>\$ 3,895,393</u>	<u>\$ 145,557</u>	<u>\$ 428,078</u>	<u>\$ (4,302)</u>	<u>\$ -</u>
<u>\$ 768,037</u>	<u>\$ 138,515</u>	<u>\$ 14,616</u>	<u>\$ 3,953,237</u>	<u>\$ 145,557</u>	<u>\$ 429,113</u>	<u>\$ 12,717</u>	<u>\$ 39,745</u>

LAFAYETTE CITY-PARISH CONSOLIDATED GOVERNMENT  
Lafayette, Louisiana

Combining Balance Sheet  
Nonmajor Special Revenue Funds (Continued)  
October 31, 2008

	Golf Courses	Road and Bridge Maintenance	Parishwide Drainage Maintenance	Lafayette Parish Public Library	Courthouse and Jail Maintenance	BNSF Train Derailment
<b>ASSETS</b>						
Cash	\$ -	\$ 189,037	\$ 222,668	\$ 807,486	\$ 50,659	\$ -
Investments	-	3,499,627	4,122,229	14,945,210	937,835	-
Accounts receivable, net	6,272	-	-	55,083	-	82,314
Loans receivable	-	-	-	-	-	-
Allowance for doubtful accounts	-	-	-	-	-	-
Accrued interest receivable	-	37,641	44,337	160,746	10,087	-
Due from other funds	148,697	-	-	-	-	-
Due from component units	-	-	-	-	-	-
Due from other governmental agencies	-	389,736	-	-	-	-
Inventories, at cost	-	-	-	-	-	-
Prepaid items	-	-	-	13,115	-	-
Total assets	<u>\$ 154,969</u>	<u>\$ 4,116,041</u>	<u>\$ 4,389,234</u>	<u>\$ 15,981,640</u>	<u>\$ 998,581</u>	<u>\$ 82,314</u>
<b>LIABILITIES AND FUND BALANCES</b>						
<b>Liabilities:</b>						
Cash overdraft	\$ 81,658	\$ -	\$ -	\$ -	\$ -	\$ 76,740
Accounts payable	26,947	301,177	456,527	77,287	49,251	-
Accrued salaries and benefits	35,599	666	-	86,795	-	-
Retainage payable	-	141,157	-	-	-	-
Other payables	10,765	358	244	387	201	-
Due to other funds	-	-	45,319	2,747	-	5,574
Due to other governmental agencies	-	-	-	-	-	-
Deferred revenue	-	-	-	106,175	-	-
Total liabilities	<u>\$ 154,969</u>	<u>\$ 443,358</u>	<u>\$ 502,090</u>	<u>\$ 273,391</u>	<u>\$ 49,452</u>	<u>\$ 82,314</u>
<b>Fund balances:</b>						
Reserved for -						
Encumbrances	\$ -	\$ 884,383	\$ 276,570	\$ 40,477	\$ 28,644	\$ -
Prepaid items	-	-	-	13,115	-	-
Housing	-	-	-	-	-	-
Noncurrent receivable	-	-	-	-	-	-
Designated for -						
Subsequent years expenditures	-	527,533	-	-	-	-
Capital expenditures	-	1,390,042	984,470	8,005,136	811,266	-
Unreserved, undesignated	-	870,725	2,626,104	7,649,521	109,219	-
Total fund balances	<u>\$ -</u>	<u>\$ 3,672,683</u>	<u>\$ 3,887,144</u>	<u>\$ 15,708,249</u>	<u>\$ 949,129</u>	<u>\$ -</u>
Total liabilities and fund balances	<u>\$ 154,969</u>	<u>\$ 4,116,041</u>	<u>\$ 4,389,234</u>	<u>\$ 15,981,640</u>	<u>\$ 998,581</u>	<u>\$ 82,314</u>



<u>Local Workforce Investment Act Grant</u>	<u>Mosquito Abatement and Control</u>	<u>Coroner's Expense</u>	<u>Adult Correctional Facility Maintenance</u>	<u>Recreation and Parks</u>	<u>Municipal Transit System</u>	<u>Drug Court Program Grant</u>	<u>TIF Sales Tax Trusts</u>
\$ -	\$ 141,390	\$ -	\$ -	\$ 180	\$ -	\$ -	\$ 19,598
31,037	2,617,544	-	-	-	-	-	100,000
-	-	68,082	-	4,672	-	-	45,850
-	-	-	-	-	-	-	-
-	-	-	-	-	-	-	-
334	28,153	-	-	-	-	-	-
-	-	28,829	247,271	126,842	1,233,752	-	9,063
-	-	-	-	-	-	-	-
103,358	-	9,205	5,650	-	184,275	43,960	-
-	-	-	-	-	-	-	-
-	-	-	-	-	-	-	-
<u>\$ 134,729</u>	<u>\$ 2,787,087</u>	<u>\$ 106,116</u>	<u>\$ 252,921</u>	<u>\$ 131,694</u>	<u>\$ 1,418,027</u>	<u>\$ 43,960</u>	<u>\$ 174,511</u>
\$ 28,078	\$ -	\$ -	\$ -	\$ -	\$ 1,291,712	\$ 12,873	\$ -
32,377	148,478	68,968	252,745	45,637	86,509	8,003	165,562
28,512	-	4,798	-	83,692	39,786	12,936	-
-	-	-	-	-	-	-	-
-	-	32,350	176	2,365	-	-	-
-	-	-	-	-	-	148	8,949
-	-	-	-	-	-	-	-
-	-	-	-	-	-	10,000	-
<u>\$ 88,967</u>	<u>\$ 148,478</u>	<u>\$ 106,116</u>	<u>\$ 252,921</u>	<u>\$ 131,694</u>	<u>\$ 1,418,007</u>	<u>\$ 43,960</u>	<u>\$ 174,511</u>
\$ -	\$ -	\$ -	\$ -	\$ -	\$ -	\$ -	\$ -
-	-	-	-	-	-	-	-
-	-	-	-	-	-	-	-
-	-	-	-	-	-	-	-
-	-	-	-	-	-	-	-
-	-	-	-	-	-	-	-
45,762	2,638,609	-	-	-	20	-	-
<u>\$ 45,762</u>	<u>\$ 2,638,609</u>	<u>\$ -</u>	<u>\$ -</u>	<u>\$ -</u>	<u>\$ 20</u>	<u>\$ -</u>	<u>\$ -</u>
<u>\$ 134,729</u>	<u>\$ 2,787,087</u>	<u>\$ 106,116</u>	<u>\$ 252,921</u>	<u>\$ 131,694</u>	<u>\$ 1,418,027</u>	<u>\$ 43,960</u>	<u>\$ 174,511</u>

LAFAYETTE CITY-PARISH CONSOLIDATED GOVERNMENT  
Lafayette, Louisiana

Combining Balance Sheet  
Nonmajor Special Revenue Funds (Continued)  
October 31, 2008

	Criminal Justice Support Services	Community Development Block Grant	Housing Rehabilitation Program Grant	Neighborhood Housing Services Loan Program	CD - First Time Homebuyer
<b>ASSETS</b>					
Cash	\$ 1,545	\$ -	\$ -	\$ 32,566	\$ 42,571
Investments	28,604	-	23,769	602,896	788,105
Accounts receivable, net	-	-	-	-	-
Loans receivable	-	-	-	224,177	1,734,586
Allowance for doubtful accounts	-	-	-	(26,770)	-
Accrued interest receivable	308	-	256	6,485	8,476
Due from other funds	2,592	-	11,035	-	-
Due from component units	-	-	-	-	-
Due from other governmental agencies	-	262,129	98,995	-	-
Inventories, at cost	-	35,278	-	-	-
Prepaid items	-	-	-	-	-
Total assets	<u>\$ 33,049</u>	<u>\$ 297,407</u>	<u>\$ 134,055</u>	<u>\$ 839,354</u>	<u>\$ 2,573,738</u>
<b>LIABILITIES AND FUND BALANCES</b>					
<b>Liabilities:</b>					
Cash overdraft	\$ -	\$ 256,247	\$ 119,275	\$ -	\$ -
Accounts payable	1,983	11,459	820	-	-
Accrued salaries and benefits	4,439	29,111	2,784	-	-
Retainage payable	-	-	-	-	-
Other payables	-	-	-	-	-
Due to other funds	26,627	590	11,176	-	-
Due to other governmental agencies	-	-	-	-	-
Deferred revenue	-	-	-	-	-
Total liabilities	<u>\$ 33,049</u>	<u>\$ 297,407</u>	<u>\$ 134,055</u>	<u>\$ -</u>	<u>\$ -</u>
<b>Fund balances:</b>					
Reserved for -					
Encumbrances	\$ -	\$ -	\$ -	\$ -	\$ -
Prepaid items	-	-	-	-	-
Housing	-	-	-	839,354	2,573,738
Noncurrent receivable	-	-	-	-	-
Designated for -					
Subsequent years expenditures	-	-	-	-	-
Capital expenditures	-	-	-	-	-
Unreserved, undesignated	-	-	-	-	-
Total fund balances	<u>\$ -</u>	<u>\$ -</u>	<u>\$ -</u>	<u>\$ 839,354</u>	<u>\$ 2,573,738</u>
Total liabilities and fund balances	<u>\$ 33,049</u>	<u>\$ 297,407</u>	<u>\$ 134,055</u>	<u>\$ 839,354</u>	<u>\$ 2,573,738</u>

LPTFA - First Time Homebuyer	War Memorial	Hurricane Katrina	Hurricane Rita	Hurricane Gustav	T&T-MPO Safe Community Grant	Heymann Performing Arts Center	Federal Home Loan Bank	Total
\$ 25,336	\$ 50	\$ 137,461	\$ 16,898	\$ -	\$ -	\$ 204,927	\$ -	\$ 2,324,740
469,046	-	2,544,800	312,830	-	-	-	-	39,060,997
-	18,520	-	-	-	-	62,460	-	385,967
1,686,207	-	-	-	-	-	-	-	3,787,985
(362,841)	-	-	-	-	-	-	-	(389,611)
5,045	-	27,371	3,364	-	-	-	-	423,532
-	1,927	-	-	305,337	-	118,239	-	3,733,410
-	-	-	-	-	-	-	-	-
-	-	-	-	4,195,311	1,520	-	-	5,993,778
-	-	-	-	-	-	-	-	35,278
-	-	-	-	-	-	-	-	13,115
<u>\$ 1,822,793</u>	<u>\$ 20,497</u>	<u>\$ 2,709,632</u>	<u>\$ 333,092</u>	<u>\$ 4,500,648</u>	<u>\$ 1,520</u>	<u>\$ 385,626</u>	<u>\$ -</u>	<u>\$ 55,369,191</u>
\$ -	\$ -	\$ -	\$ -	\$ 927,783	\$ 1,508	\$ -	\$ -	\$ 3,169,106
61,000	17,674	-	-	3,572,554	12	59,079	-	5,554,831
-	2,823	-	-	311	-	19,693	-	484,858
-	-	-	-	-	-	-	-	141,157
-	-	-	-	-	-	23,126	-	74,314
-	-	-	-	-	-	201,672	-	546,635
-	-	2,709,632	-	-	-	-	-	2,709,632
-	-	-	8,835	-	-	82,056	-	207,066
<u>\$ 61,000</u>	<u>\$ 20,497</u>	<u>\$ 2,709,632</u>	<u>\$ 8,835</u>	<u>\$ 4,500,648</u>	<u>\$ 1,520</u>	<u>\$ 385,626</u>	<u>\$ -</u>	<u>\$ 12,887,599</u>
\$ -	\$ -	\$ -	\$ -	\$ -	\$ -	\$ -	\$ -	\$ 1,246,994
-	-	-	-	-	-	-	-	13,115
1,761,793	-	-	-	-	-	-	-	5,796,613
-	-	-	-	-	-	-	-	109,113
-	-	-	-	-	-	-	-	2,077,648
-	-	-	-	-	-	-	-	11,217,693
-	-	-	324,257	-	-	-	-	22,020,416
<u>\$ 1,761,793</u>	<u>\$ -</u>	<u>\$ -</u>	<u>\$ 324,257</u>	<u>\$ -</u>	<u>\$ -</u>	<u>\$ -</u>	<u>\$ -</u>	<u>\$ 42,481,592</u>
<u>\$ 1,822,793</u>	<u>\$ 20,497</u>	<u>\$ 2,709,632</u>	<u>\$ 333,092</u>	<u>\$ 4,500,648</u>	<u>\$ 1,520</u>	<u>\$ 385,626</u>	<u>\$ -</u>	<u>\$ 55,369,191</u>

LAFAYETTE CITY-PARISH CONSOLIDATED GOVERNMENT  
Lafayette, Louisiana

Combining Statement of Revenues, Expenditures, and Changes in Fund Balances  
Nonmajor Special Revenue Funds  
For the Year Ended October 31, 2008

	Federal Narcotics Seized/ Forfeited Property	State Narcotics Seized/ Forfeited Property	Section 8 Housing	Urban Infill Home Program	F.T.A. Planning Grant No. 741-28-0002	F.T.A. Planning Grant No. 741-28-0003
<b>Revenues:</b>						
Taxes -						
Ad valorem	\$ -	\$ -	\$ -	\$ -	\$ -	\$ -
Sales and use	-	-	-	-	-	-
Licenses and permits	-	-	-	-	-	-
Intergovernmental -						
Federal grants	-	-	-	-	8,883	25,620
State funds:						
Grants	-	-	-	-	-	-
Parish transportation funds	-	-	-	-	-	-
State shared revenue	-	-	-	-	-	-
Other	-	3,101	-	-	-	-
Charges for services	-	-	-	-	-	-
Fines and forfeits	-	-	-	-	-	-
Investment earnings	683	951	11	15,412	-	-
Miscellaneous	-	-	8,863	308,674	-	-
Total revenues	<u>683</u>	<u>4,052</u>	<u>8,874</u>	<u>324,086</u>	<u>8,883</u>	<u>25,620</u>
<b>Expenditures:</b>						
Current -						
General government	-	-	-	-	11,104	32,025
Public safety	-	825	-	-	-	-
Traffic and transportation	-	-	-	-	-	-
Streets and drainage	-	-	-	-	-	-
Urban redevelopment and housing	-	-	-	192,930	-	-
Culture and recreation	-	-	-	-	-	-
Health and welfare	-	-	-	-	-	-
Economic opportunity	-	-	-	-	-	-
Economic development and assistance	-	-	-	-	-	-
Capital outlay	-	-	-	-	-	-
Total expenditures	<u>-</u>	<u>825</u>	<u>-</u>	<u>192,930</u>	<u>11,104</u>	<u>32,025</u>
Excess (deficiency) of revenues over expenditures	<u>683</u>	<u>3,227</u>	<u>8,874</u>	<u>131,156</u>	<u>(2,221)</u>	<u>(6,405)</u>
<b>Other financing sources (uses):</b>						
Transfers in	-	-	-	285,311	2,221	6,405
Transfers out	-	-	(7,967)	-	-	-
Transfers from component units	-	-	-	-	-	-
Transfers to component units	-	-	-	-	-	-
Total other financing sources (uses)	<u>-</u>	<u>-</u>	<u>(7,967)</u>	<u>285,311</u>	<u>2,221</u>	<u>6,405</u>
Net change in fund balances	683	3,227	907	416,467	-	-
Fund balances (deficit), beginning	9,525	15,455	(907)	205,261	-	-
Fund balances (deficit), ending	<u>\$ 10,208</u>	<u>\$ 18,682</u>	<u>\$ -</u>	<u>\$ 621,728</u>	<u>\$ -</u>	<u>\$ -</u>

F.T.A. Planning Grant No. <u>741-28-0004</u>	F.H.W.A. Road Study Grant No. <u>736-28-0042</u>	F.H.W.A. I49/MPO Grant No. <u>736-28-0043</u>	F.H.W.A. Planning Grant No. <u>736-28-0045</u>	F.H.W.A. Planning Grant No. <u>736-28-0046</u>	F.H.W.A. Planning Grant No. <u>736-28-0048</u>	F.H.W.A. Planning Grant No. <u>700-28-0208</u>	F.H.W.A. I49/MPO Grant No. <u>700-28-0217</u>
\$ -	\$ -	\$ -	\$ -	\$ -	\$ -	\$ -	\$ -
-	-	-	-	-	-	-	-
-	-	-	-	-	-	-	-
4,900	197,578	116,316	-	219,197	81,993	71,226	10,291
-	-	-	-	-	-	-	-
-	-	-	-	-	-	-	-
-	-	-	-	-	-	-	-
-	-	-	-	-	-	-	-
-	-	-	-	-	-	-	-
-	-	-	-	-	-	-	-
<u>4,900</u>	<u>197,578</u>	<u>116,316</u>	<u>-</u>	<u>219,197</u>	<u>81,993</u>	<u>71,226</u>	<u>10,291</u>
6,125	197,578	145,395	68	273,996	102,491	89,033	12,864
-	-	-	-	-	-	-	-
-	-	-	-	-	-	-	-
-	-	-	-	-	-	-	-
-	-	-	-	-	-	-	-
-	-	-	-	-	-	-	-
-	-	-	-	-	-	-	-
-	-	-	-	-	-	-	-
<u>6,125</u>	<u>197,578</u>	<u>145,395</u>	<u>68</u>	<u>273,996</u>	<u>102,491</u>	<u>89,033</u>	<u>12,864</u>
<u>(1,225)</u>	<u>-</u>	<u>(29,079)</u>	<u>(68)</u>	<u>(54,799)</u>	<u>(20,498)</u>	<u>(17,807)</u>	<u>(2,573)</u>
1,225	-	29,079	68	54,799	20,498	17,807	2,573
-	-	-	-	-	-	-	-
-	-	-	-	-	-	-	-
-	-	-	-	-	-	-	-
<u>1,225</u>	<u>-</u>	<u>29,079</u>	<u>68</u>	<u>54,799</u>	<u>20,498</u>	<u>17,807</u>	<u>2,573</u>
-	-	-	-	-	-	-	-
-	-	-	-	-	-	-	-
<u>\$ -</u>	<u>\$ -</u>	<u>\$ -</u>	<u>\$ -</u>	<u>\$ -</u>	<u>\$ -</u>	<u>\$ -</u>	<u>\$ -</u>

LAFAYETTE CITY-PARISH CONSOLIDATED GOVERNMENT  
Lafayette, Louisiana

Combining Statement of Revenues, Expenditures, and Changes in Fund Balances  
Nonmajor Special Revenue Funds (Continued)  
For the Year Ended October 31, 2008

	Emergency Shelter Grant	Drug- Free Schools Grant	Justice Dept. Federal Equitable Sharing	Parking Program	Health Unit Maintenance	Traffic Safety
<b>Revenues:</b>						
Taxes -						
Ad valorem	\$ -	\$ -	\$ -	\$ -	\$1,124,390	\$ -
Sales and use	-	-	-	-	-	-
Licenses and permits	-	-	-	-	-	-
Intergovernmental -						
Federal grants	144,211	48,348	-	-	-	-
State funds:						
Grants	-	-	-	-	-	-
Parish transportation funds	-	-	-	-	-	-
State shared revenue	-	-	-	-	56,816	-
Other	-	-	117,324	-	-	-
Charges for services	-	-	-	456,924	-	-
Fines and forfeits	-	-	-	281,387	-	-
Investment earnings	-	-	2,468	9,928	100,553	-
Miscellaneous	-	-	-	3,559	20	-
Total revenues	<u>144,211</u>	<u>48,348</u>	<u>119,792</u>	<u>751,798</u>	<u>1,281,779</u>	<u>-</u>
<b>Expenditures:</b>						
Current -						
General government	-	-	-	513,295	48,197	-
Public safety	-	-	-	-	-	-
Traffic and transportation	-	-	-	-	-	-
Streets and drainage	-	-	-	-	-	-
Urban redevelopment and housing	-	-	-	-	-	-
Culture and recreation	-	-	-	-	-	-
Health and welfare	144,211	48,348	-	-	356,650	-
Economic opportunity	-	-	-	-	-	-
Economic development and assistance	-	-	-	-	-	-
Capital outlay	-	-	21,374	-	-	-
Total expenditures	<u>144,211</u>	<u>48,348</u>	<u>21,374</u>	<u>513,295</u>	<u>404,847</u>	<u>-</u>
Excess (deficiency) of revenues over expenditures	<u>-</u>	<u>-</u>	<u>98,418</u>	<u>238,503</u>	<u>876,932</u>	<u>-</u>
<b>Other financing sources (uses):</b>						
Transfers in	-	-	-	-	-	1,432,801
Transfers out	-	-	-	(238,703)	-	-
Transfers from component units	-	-	-	-	-	-
Transfers to component units	-	-	-	-	-	-
Total other financing sources (uses)	<u>-</u>	<u>-</u>	<u>-</u>	<u>(238,703)</u>	<u>-</u>	<u>1,432,801</u>
Net change in fund balances	-	-	98,418	(200)	876,932	1,432,801
Fund balances (deficit), beginning	-	-	36,567	200	1,693,897	-
Fund balances (deficit), ending	<u>\$ -</u>	<u>\$ -</u>	<u>\$ 134,985</u>	<u>\$ -</u>	<u>\$2,570,829</u>	<u>\$ 1,432,801</u>

Juvenile Detention Home Maintenance	DHH - Acadiana Recovery Center Inpatient	DHH - Governor's Initiative Health Grant	Codes and Permits	Urban Development Action Grant	Acadiana Recovery Center Non-Grant	ARC - U.S. Probation Outpatient Grant	Natural History Museum and Planetarium
\$ 1,321,596	\$ -	\$ -	\$ -	\$ -	\$ -	\$ -	\$ -
-	-	-	-	-	-	-	-
-	-	-	2,210,638	-	-	-	-
237,026	-	82,426	212,424	-	-	-	-
-	-	-	11,995	-	-	-	-
-	-	-	-	-	-	-	-
36,734	-	-	-	-	-	-	-
-	718,930	-	-	-	-	89,113	-
148,499	-	-	76,095	-	50,768	-	56,507
-	-	-	-	-	-	-	-
39,666	1,127	-	144,958	4,702	13,591	-	77
-	-	500	13,085	-	1,302	-	-
<u>1,783,521</u>	<u>720,057</u>	<u>82,926</u>	<u>2,669,195</u>	<u>4,702</u>	<u>65,661</u>	<u>89,113</u>	<u>56,584</u>
175,970	661,632	84,285	1,758,919	-	65,957	94,624	-
1,340,687	-	-	-	-	-	-	-
-	-	-	-	-	-	-	-
-	-	-	-	-	-	-	-
-	-	-	-	-	-	-	1,226,316
-	-	-	-	-	-	-	-
-	-	-	-	-	-	-	-
-	-	-	-	-	-	-	-
22,126	-	-	216,179	-	-	-	-
<u>1,538,783</u>	<u>661,632</u>	<u>84,285</u>	<u>1,975,098</u>	<u>-</u>	<u>65,957</u>	<u>94,624</u>	<u>1,226,316</u>
<u>244,738</u>	<u>58,425</u>	<u>(1,359)</u>	<u>694,097</u>	<u>4,702</u>	<u>(296)</u>	<u>(5,511)</u>	<u>(1,169,732)</u>
-	-	-	-	-	149,120	-	1,169,632
-	(84,501)	-	(3,592)	-	-	(64,619)	-
-	-	-	-	-	-	-	-
-	-	-	-	(38,192)	-	-	-
-	(84,501)	-	(3,592)	(38,192)	149,120	(64,619)	1,169,632
244,738	(26,076)	(1,359)	690,505	(33,490)	148,824	(70,130)	(100)
<u>480,840</u>	<u>127,393</u>	<u>1,359</u>	<u>3,204,888</u>	<u>179,047</u>	<u>279,254</u>	<u>65,828</u>	<u>100</u>
<u>\$ 725,578</u>	<u>\$ 101,317</u>	<u>\$ -</u>	<u>\$ 3,895,393</u>	<u>\$ 145,557</u>	<u>\$ 428,078</u>	<u>\$ (4,302)</u>	<u>\$ -</u>

LAFAYETTE CITY-PARISH CONSOLIDATED GOVERNMENT  
Lafayette, Louisiana

Combining Statement of Revenues, Expenditures, and Changes in Fund Balances  
Nonmajor Special Revenue Funds (Continued)  
For the Year Ended October 31, 2008

	Golf Courses	Road and Bridge Maintenance	Parishwide Drainage Maintenance	Lafayette Parish Public Library	Courthouse and Jail Maintenance	BNSF Train Derailment
<b>Revenues:</b>						
Taxes -						
Ad valorem	\$ -	\$4,809,801	\$3,852,440	\$ 7,449,686	\$2,595,640	\$ -
Sales and use	-	-	-	-	-	-
Licenses and permits	-	-	-	-	-	-
Intergovernmental -						
Federal grants	-	-	-	-	-	-
State funds:						
Grants	-	-	-	97,191	-	-
Parish transportation funds	-	1,643,086	-	-	-	-
State shared revenue	-	239,471	86,724	256,082	129,194	-
Other	-	-	198,930	-	-	-
Charges for services	2,084,812	-	-	24,524	-	-
Fines and forfeits	-	-	-	138,474	-	-
Investment earnings	1,751	203,733	215,142	658,537	59,970	-
Miscellaneous	5,643	112	266	97,161	-	82,314
Total revenues	<u>2,092,206</u>	<u>6,896,203</u>	<u>4,353,502</u>	<u>8,721,655</u>	<u>2,784,804</u>	<u>82,314</u>
<b>Expenditures:</b>						
Current -						
General government	2,400	174,149	137,882	615,205	1,390,281	-
Public safety	-	-	-	-	-	76,740
Traffic and transportation	-	114,885	-	-	-	-
Streets and drainage	-	2,281,322	2,640,513	-	-	-
Urban redevelopment and housing	-	-	-	-	-	-
Culture and recreation	2,238,503	-	-	4,483,731	-	-
Health and welfare	-	-	-	-	-	-
Economic opportunity	-	-	-	-	-	-
Economic development and assistance	-	-	-	-	-	-
Capital outlay	-	64,575	120,011	109,503	-	-
Total expenditures	<u>2,240,903</u>	<u>2,634,931</u>	<u>2,898,406</u>	<u>5,208,439</u>	<u>1,390,281</u>	<u>76,740</u>
Excess (deficiency) of revenues over expenditures	<u>(148,697)</u>	<u>4,261,272</u>	<u>1,455,096</u>	<u>3,513,216</u>	<u>1,394,523</u>	<u>5,574</u>
<b>Other financing sources (uses):</b>						
Transfers in	148,697	-	-	-	-	-
Transfers out	-	(4,328,702)	(1,168,821)	-	(965,366)	(5,574)
Transfers from component units	-	32,117	-	-	-	-
Transfers to component units	-	-	-	-	-	-
Total other financing sources (uses)	<u>148,697</u>	<u>(4,296,585)</u>	<u>(1,168,821)</u>	<u>-</u>	<u>(965,366)</u>	<u>(5,574)</u>
Net change in fund balances	-	(35,313)	286,275	3,513,216	429,157	-
Fund balances (deficit), beginning	-	3,707,996	3,600,869	12,195,033	519,972	-
Fund balances (deficit), ending	<u>\$ -</u>	<u>\$3,672,683</u>	<u>\$3,887,144</u>	<u>\$ 15,708,249</u>	<u>\$ 949,129</u>	<u>\$ -</u>



Local Workforce Investment Act Grant	Mosquito Abatement and Control	Coroner's Expense	Adult Correctional Facility Maintenance	Recreation and Parks	Municipal Transit System	Drug Court Program Grant	TIF Sales Tax Trusts
\$ -	\$1,728,588	\$ -	\$ 2,284,225	\$1,676,815	\$ -	\$ -	\$ -
-	-	-	-	-	-	-	343,076
-	-	-	-	-	-	-	-
1,568,707	-	-	-	-	1,993,743	143,127	-
-	-	-	-	-	-	345,842	-
-	-	-	-	-	-	-	-
-	-	-	113,710	-	207,422	-	-
53,530	-	-	-	-	-	15,000	-
-	-	286,909	-	578,998	349,102	74,777	-
-	-	134,303	-	-	-	-	-
169	122,465	84	22,859	8,580	-	-	1,519
1,016	-	2,439	49,747	16,375	4,526	-	-
<u>1,623,422</u>	<u>1,851,053</u>	<u>423,735</u>	<u>2,470,541</u>	<u>2,280,768</u>	<u>2,554,793</u>	<u>578,746</u>	<u>344,595</u>
-	92,592	33,996	81,732	-	359,305	578,746	344,595
-	-	656,162	3,969,361	-	-	-	-
-	-	-	-	-	3,783,345	-	-
-	-	-	-	-	-	-	-
-	-	-	-	-	-	-	-
-	-	-	-	5,708,412	-	-	-
-	1,142,203	-	-	-	-	-	-
1,577,660	-	-	-	-	-	-	-
-	-	-	-	-	-	-	-
-	-	15,559	91,055	-	-	-	-
<u>1,577,660</u>	<u>1,234,795</u>	<u>705,717</u>	<u>4,142,148</u>	<u>5,708,412</u>	<u>4,142,650</u>	<u>578,746</u>	<u>344,595</u>
45,762	616,258	(281,982)	(1,671,607)	(3,427,644)	(1,587,857)	-	-
-	-	281,982	1,671,607	3,427,644	1,587,857	-	-
-	-	-	-	-	-	-	-
-	-	-	-	-	-	-	-
-	-	-	-	-	-	-	-
-	-	281,982	1,671,607	3,427,644	1,587,857	-	-
45,762	616,258	-	-	(180)	-	-	-
-	2,022,351	-	-	180	20	-	-
<u>\$ 45,762</u>	<u>\$2,638,609</u>	<u>\$ -</u>	<u>\$ -</u>	<u>\$ -</u>	<u>\$ 20</u>	<u>\$ -</u>	<u>\$ -</u>

LAFAYETTE CITY-PARISH CONSOLIDATED GOVERNMENT  
Lafayette, Louisiana

Combining Statement of Revenues, Expenditures, and Changes in Fund Balances  
Nonmajor Special Revenue Funds (Continued)  
For the Year Ended October 31, 2008

	Criminal Justice Support Services	Community Development Block Grant	Housing Rehabilitation Program Grant	Neighborhood Housing Services Loan Program	CD - First Time Homebuyer
Revenues:					
Taxes -					
Ad valorem	\$ -	\$ -	\$ -	\$ -	\$ -
Sales and use	-	-	-	-	-
Licenses and permits	-	-	-	-	-
Intergovernmental -					
Federal grants	-	1,244,398	858,200	-	-
State funds:					
Grants	-	-	-	-	-
Parish transportation funds	-	-	-	-	-
State shared revenue	-	-	-	-	-
Other	-	-	-	-	-
Charges for services	188,117	-	-	-	-
Fines and forfeits	-	-	-	-	-
Investment earnings	1,042	-	130	61,928	85,361
Miscellaneous	75	16,540	293,214	-	-
Total revenues	<u>189,234</u>	<u>1,260,938</u>	<u>1,151,544</u>	<u>61,928</u>	<u>85,361</u>
Expenditures:					
Current -					
General government	162,607	-	-	8	12
Public safety	-	-	-	-	-
Traffic and transportation	-	-	-	-	-
Streets and drainage	-	-	-	-	-
Urban redevelopment and housing	-	61,860	866,233	-	-
Culture and recreation	-	-	-	-	-
Health and welfare	-	-	-	-	-
Economic opportunity	-	-	-	-	-
Economic development and assistance	-	1,198,625	-	-	-
Capital outlay	-	-	-	-	-
Total expenditures	<u>162,607</u>	<u>1,260,485</u>	<u>866,233</u>	<u>8</u>	<u>12</u>
Excess (deficiency) of revenues over expenditures	<u>26,627</u>	<u>453</u>	<u>285,311</u>	<u>61,920</u>	<u>85,349</u>
Other financing sources (uses):					
Transfers in	-	-	-	-	-
Transfers out	(26,627)	(453)	(285,311)	-	-
Transfers from component units	-	-	-	-	-
Transfers to component units	-	-	-	-	-
Total other financing sources (uses)	<u>(26,627)</u>	<u>(453)</u>	<u>(285,311)</u>	<u>-</u>	<u>-</u>
Net change in fund balances	-	-	-	61,920	85,349
Fund balances (deficit), beginning	-	-	-	777,434	2,488,389
Fund balances (deficit), ending	<u>\$ -</u>	<u>\$ -</u>	<u>\$ -</u>	<u>\$ 839,354</u>	<u>\$ 2,573,738</u>

LPTFA - First Time Homebuyer	War Memorial	Hurricane Katrina	Hurricane Rita	Hurricane Gustav	T&T-MPO Safe Community Grant	Heymann Performing Arts Center	Federal Home Loan Bank	Total
\$ -	\$ -	\$ -	\$ -	\$ -	\$ -	\$ -	\$ -	\$ 26,843,181
-	-	-	-	-	-	-	-	343,076
-	-	-	-	-	-	-	-	2,210,638
-	-	-	-	3,954,398	-	-	-	11,223,012
-	-	-	-	240,914	34,953	-	-	730,895
-	-	-	-	-	-	-	-	1,643,086
-	-	-	-	-	-	-	-	1,126,153
-	-	-	-	-	-	-	-	1,195,928
-	-	-	-	-	-	2,589,254	-	6,965,286
-	-	-	-	-	-	-	-	554,164
71,995	-	-	1,709	-	-	5,045	-	1,856,146
9,568	114,622	-	57,273	-	-	2,443	5,000	1,094,337
<u>81,563</u>	<u>114,622</u>	<u>-</u>	<u>58,982</u>	<u>4,195,312</u>	<u>34,953</u>	<u>2,596,742</u>	<u>5,000</u>	<u>55,785,902</u>
117,351	318,467	-	-	35,460	-	-	-	8,718,346
-	-	-	-	246,382	-	-	-	6,290,157
-	-	-	-	-	34,953	-	-	3,933,183
-	-	-	-	4,186,874	-	-	-	9,108,709
-	-	-	-	-	-	-	5,000	1,126,023
-	-	-	-	28,346	-	2,817,917	-	16,503,225
-	-	-	-	3,587	-	-	-	1,694,999
-	-	-	-	-	-	-	-	1,577,660
-	-	-	-	-	-	-	-	1,198,625
-	-	-	-	-	-	-	-	660,382
<u>117,351</u>	<u>318,467</u>	<u>-</u>	<u>-</u>	<u>4,500,649</u>	<u>34,953</u>	<u>2,817,917</u>	<u>5,000</u>	<u>50,811,309</u>
(35,788)	(203,845)	-	58,982	(305,337)	-	(221,175)	-	4,974,593
-	203,845	-	-	305,337	-	419,767	-	11,218,095
-	-	-	(16,220)	-	-	(201,672)	-	(7,398,128)
-	-	-	-	-	-	-	-	32,117
-	-	-	-	-	-	-	-	(38,192)
-	<u>203,845</u>	<u>-</u>	<u>(16,220)</u>	<u>305,337</u>	<u>-</u>	<u>218,095</u>	<u>-</u>	<u>3,813,892</u>
(35,788)	-	-	42,762	-	-	(3,080)	-	8,788,485
<u>1,797,581</u>	<u>-</u>	<u>-</u>	<u>281,495</u>	<u>-</u>	<u>-</u>	<u>3,080</u>	<u>-</u>	<u>33,693,107</u>
<u>\$ 1,761,793</u>	<u>\$ -</u>	<u>\$ -</u>	<u>\$ 324,257</u>	<u>\$ -</u>	<u>\$ -</u>	<u>\$ -</u>	<u>\$ -</u>	<u>\$ 42,481,592</u>

LAFAYETTE CITY-PARISH CONSOLIDATED GOVERNMENT  
Lafayette, Louisiana

Combining Balance Sheet  
Nonmajor Debt Service Funds  
October 31, 2008

	1961 Sales Tax Bonds		1986 Sales Tax Bonds	
	Sinking Fund	Reserve Fund	Sinking Fund	Reserve Fund
<b>ASSETS</b>				
Cash	\$ 3,240	\$ 57,658	\$ 46,505	\$ 61,268
Investments	7,956,304	16,791,370	3,900,000	14,598,782
Assessments receivable:				
Current	-	-	-	-
Delinquent	-	-	-	-
Accrued interest receivable	-	264,411	-	210,786
Due from other funds	64,266	62	39,753	76
 Total assets	 \$ 8,023,810	 \$ 17,113,501	 \$ 3,986,258	 \$ 14,870,912
 <b>LIABILITIES AND FUND BALANCES</b>				
<b>Liabilities:</b>				
Other payables	\$ -	\$ -	\$ -	\$ -
Due to other funds	64,197	-	39,685	-
Total liabilities	\$ 64,197	\$ -	\$ 39,685	\$ -
 <b>Fund balances:</b>				
Reserved for -				
Debt service	7,959,613	17,113,501	3,946,573	14,870,912
Unreserved, undesignated	-	-	-	-
Total fund balances	\$ 7,959,613	\$ 17,113,501	\$ 3,946,573	\$ 14,870,912
 Total liabilities and fund balances	 \$ 8,023,810	 \$ 17,113,501	 \$ 3,986,258	 \$ 14,870,912

<u>Assessment Bonds</u>		<u>Contingencies Sinking Fund</u>	<u>Certificates of Indebtedness, Series 1999 Sinking Fund</u>	<u>Total</u>
<u>Paving</u>	<u>Sewer</u>			
\$ 20,292	\$ 705,800	\$ 75,086	\$ 5,264	\$ 975,113
375,662	6,819	1,390,059	97,447	45,116,443
-	799,452	-	-	799,452
-	1,115	-	-	1,115
4,041	73	14,951	1,048	495,310
<u>-</u>	<u>-</u>	<u>-</u>	<u>-</u>	<u>104,157</u>
<u>\$ 399,995</u>	<u>\$ 1,513,259</u>	<u>\$ 1,480,096</u>	<u>\$ 103,759</u>	<u>\$ 47,491,590</u>
\$ -	\$ -	\$ 328	\$ -	\$ 328
-	1,214,692	-	-	1,318,574
<u>\$ -</u>	<u>\$ 1,214,692</u>	<u>\$ 328</u>	<u>\$ -</u>	<u>\$ 1,318,902</u>
-	-	1,479,768	-	45,370,367
399,995	298,567	-	103,759	802,321
<u>\$ 399,995</u>	<u>\$ 298,567</u>	<u>\$ 1,479,768</u>	<u>\$ 103,759</u>	<u>\$ 46,172,688</u>
<u>\$ 399,995</u>	<u>\$ 1,513,259</u>	<u>\$ 1,480,096</u>	<u>\$ 103,759</u>	<u>\$ 47,491,590</u>

LAFAYETTE CITY-PARISH CONSOLIDATED GOVERNMENT  
Lafayette, Louisiana

Combining Statement of Revenues, Expenditures, and Changes in Fund Balances  
Nonmajor Debt Service Funds  
For the Year Ended October 31, 2008

	1961 Sales Tax Bonds		1986 Sales Tax Bonds	
	Sinking Fund	Reserve Fund	Sinking Fund	Reserve Fund
Revenues:				
Taxes -				
Ad valorem	\$ -	\$ -	\$ -	\$ -
Investment earnings	<u>255,808</u>	<u>951,688</u>	<u>180,440</u>	<u>855,625</u>
Total revenues	<u>255,808</u>	<u>951,688</u>	<u>180,440</u>	<u>855,625</u>
Expenditures:				
Current -				
General government	-	-	-	-
Debt service -				
Principal retirement	9,735,000	-	7,415,000	-
Interest and fiscal charges	<u>6,991,246</u>	<u>-</u>	<u>9,690,563</u>	<u>-</u>
Total expenditures	<u>16,726,246</u>	<u>-</u>	<u>17,105,563</u>	<u>-</u>
Excess (deficiency) of revenues over expenditures	<u>(16,470,438)</u>	<u>951,688</u>	<u>(16,925,123)</u>	<u>855,625</u>
Other financing sources (uses):				
Transfers in	16,729,731	-	13,900,038	-
Transfers out	<u>-</u>	<u>(607,459)</u>	<u>-</u>	<u>(484,774)</u>
Total other financing sources (uses)	<u>16,729,731</u>	<u>(607,459)</u>	<u>13,900,038</u>	<u>(484,774)</u>
Net change in fund balances	259,293	344,229	(3,025,085)	370,851
Fund balances, beginning	<u>7,700,320</u>	<u>16,769,272</u>	<u>6,971,658</u>	<u>14,500,061</u>
Fund balances, ending	<u>\$ 7,959,613</u>	<u>\$ 17,113,501</u>	<u>\$ 3,946,573</u>	<u>\$ 14,870,912</u>

Assessment Bonds		Contingencies Sinking Fund	Certificates of Indebtedness, Series 1999 Sinking Fund	Total
Paving	Sewer			
\$ -	\$ -	\$ 4,037,033	\$ -	\$ 4,037,033
<u>15,725</u>	<u>8,898</u>	<u>94,655</u>	<u>2,878</u>	<u>2,365,717</u>
<u>15,725</u>	<u>8,898</u>	<u>4,131,688</u>	<u>2,878</u>	<u>6,402,750</u>
-	-	144,494	-	144,494
-	-	1,315,000	60,000	18,525,000
<u>-</u>	<u>-</u>	<u>2,192,558</u>	<u>65,600</u>	<u>18,939,967</u>
<u>-</u>	<u>-</u>	<u>3,652,052</u>	<u>125,600</u>	<u>37,609,461</u>
<u>15,725</u>	<u>8,898</u>	<u>479,636</u>	<u>(122,722)</u>	<u>(31,206,711)</u>
-	-	-	127,546	30,757,315
<u>-</u>	<u>-</u>	<u>-</u>	<u>-</u>	<u>(1,092,233)</u>
<u>-</u>	<u>-</u>	<u>-</u>	<u>127,546</u>	<u>29,665,082</u>
15,725	8,898	479,636	4,824	(1,541,629)
<u>384,270</u>	<u>289,669</u>	<u>1,000,132</u>	<u>98,935</u>	<u>47,714,317</u>
<u>\$ 399,995</u>	<u>\$ 298,567</u>	<u>\$ 1,479,768</u>	<u>\$ 103,759</u>	<u>\$ 46,172,688</u>

LAFAYETTE CITY-PARISH CONSOLIDATED GOVERNMENT  
Lafayette, Louisiana

Combining Balance Sheet  
Nonmajor Capital Projects Funds  
October 31, 2008

	1993 Sales Tax	1997A Sales Tax	1997B Sales Tax	1998 Sales Tax	1999A Sales Tax
	<u>          </u>	<u>          </u>	<u>          </u>	<u>          </u>	<u>          </u>
<b>ASSETS</b>					
Cash	\$ 3,428	\$ 14,075	\$ 37,872	\$ 14,108	\$ 3,864
Investments	63,464	260,582	701,134	261,173	71,529
Accrued interest receivable	683	2,803	7,541	2,809	769
Due from other funds	-	-	-	-	-
Due from other governmental agencies	-	-	-	-	-
	<u>          </u>	<u>          </u>	<u>          </u>	<u>          </u>	<u>          </u>
Total assets	<u>\$ 67,575</u>	<u>\$ 277,460</u>	<u>\$ 746,547</u>	<u>\$ 278,090</u>	<u>\$ 76,162</u>
<b>LIABILITIES AND FUND BALANCES</b>					
Liabilities:					
Cash overdraft	\$ -	\$ -	\$ -	\$ -	\$ -
Accounts payable	-	50	-	45,203	-
Retainage payable	-	-	-	73,434	-
Due to other funds	170	736	1,981	849	226
	<u>          </u>	<u>          </u>	<u>          </u>	<u>          </u>	<u>          </u>
Total liabilities	<u>\$ 170</u>	<u>\$ 786</u>	<u>\$ 1,981</u>	<u>\$ 119,486</u>	<u>\$ 226</u>
Fund balances:					
Reserved for -					
Encumbrances	\$ 18,363	\$ 263,356	\$ 188,378	\$ 158,604	\$ 7,000
Capital expenditures	-	11,890	556,188	-	66,159
Unreserved, undesignated	49,042	1,428	-	-	2,777
	<u>          </u>	<u>          </u>	<u>          </u>	<u>          </u>	<u>          </u>
Total fund balances	<u>\$ 67,405</u>	<u>\$ 276,674</u>	<u>\$ 744,566</u>	<u>\$ 158,604</u>	<u>\$ 75,936</u>
	<u>          </u>	<u>          </u>	<u>          </u>	<u>          </u>	<u>          </u>
Total liabilities and fund balances	<u>\$ 67,575</u>	<u>\$ 277,460</u>	<u>\$ 746,547</u>	<u>\$ 278,090</u>	<u>\$ 76,162</u>



1999B Sales Tax	2000A Sales Tax	2000B Sales Tax	2001A Sales Tax	2001B Sales Tax	2003A Sales Tax	2003B Sales Tax
\$ 40,247	\$ 8,678	\$ 23,284	\$ 154,483	\$ 159,563	\$ 51,979	\$ 138,969
745,085	160,662	431,062	2,859,931	2,953,985	962,283	2,572,720
8,014	1,728	4,636	30,761	31,772	10,350	27,671
-	-	-	-	-	-	-
-	-	-	-	-	-	-
<u>\$ 793,346</u>	<u>\$ 171,068</u>	<u>\$ 458,982</u>	<u>\$ 3,045,175</u>	<u>\$ 3,145,320</u>	<u>\$ 1,024,612</u>	<u>\$ 2,739,360</u>
\$ -	\$ -	\$ -	\$ -	\$ -	\$ -	\$ -
5,688	-	21,381	223	452,274	689	-
-	26,896	-	311,697	243,637	-	-
2,095	453	1,189	8,039	9,397	2,717	7,246
<u>\$ 7,783</u>	<u>\$ 27,349</u>	<u>\$ 22,570</u>	<u>\$ 319,959</u>	<u>\$ 705,308</u>	<u>\$ 3,406</u>	<u>\$ 7,246</u>
\$ 188,700	\$ 70,068	\$ 152,635	\$ 2,527,617	\$ 2,363,798	\$ 95,474	\$ 55,468
406,464	10,049	271,844	148,612	-	670,905	2,520,764
190,399	63,602	11,933	48,987	76,214	254,827	155,882
<u>\$ 785,563</u>	<u>\$ 143,719</u>	<u>\$ 436,412</u>	<u>\$ 2,725,216</u>	<u>\$ 2,440,012</u>	<u>\$ 1,021,206</u>	<u>\$ 2,732,114</u>
<u>\$ 793,346</u>	<u>\$ 171,068</u>	<u>\$ 458,982</u>	<u>\$ 3,045,175</u>	<u>\$ 3,145,320</u>	<u>\$ 1,024,612</u>	<u>\$ 2,739,360</u>

LAFAYETTE CITY-PARISH CONSOLIDATED GOVERNMENT  
Lafayette, Louisiana

Combining Balance Sheet  
Nonmajor Capital Projects Funds (Continued)  
October 31, 2008

	2003C	2003D	2005B	2005C	2007A
	Sales	Sales	Sales	Sales	Sales
	Tax	Tax	Tax	Tax	Tax
<b>ASSETS</b>					
Cash	\$ 15,380	\$ 196,824	\$ 260,178	\$ 73,746	\$ 678,611
Investments	284,723	3,643,778	4,816,648	1,365,251	12,563,071
Accrued interest receivable	3,062	39,191	51,806	14,684	135,124
Due from other funds	-	-	-	-	-
Due from other governmental agencies	-	-	-	-	-
	<u>          </u>	<u>          </u>	<u>          </u>	<u>          </u>	<u>          </u>
Total assets	<u>\$ 303,165</u>	<u>\$ 3,879,793</u>	<u>\$ 5,128,632</u>	<u>\$ 1,453,681</u>	<u>\$ 13,376,806</u>
<b>LIABILITIES AND FUND BALANCES</b>					
Liabilities:					
Cash overdraft	\$ -	\$ -	\$ -	\$ -	\$ -
Accounts payable	-	381,792	9,900	971	5,759
Retainage payable	-	324,794	233,737	103,694	68,291
Due to other funds	793	10,473	13,757	4,133	35,439
	<u>          </u>	<u>          </u>	<u>          </u>	<u>          </u>	<u>          </u>
Total liabilities	<u>\$ 793</u>	<u>\$ 717,059</u>	<u>\$ 257,394</u>	<u>\$ 108,798</u>	<u>\$ 109,489</u>
Fund balances:					
Reserved for -					
Encumbrances	\$ 21,776	\$ 990,540	\$ 108,933	\$ 1,189,326	\$ 126,777
Capital expenditures	7,758	2,172,194	3,988,111	115,700	12,223,022
Unreserved, undesignated	272,838	-	774,194	39,857	917,518
	<u>          </u>	<u>          </u>	<u>          </u>	<u>          </u>	<u>          </u>
Total fund balances	<u>\$ 302,372</u>	<u>\$ 3,162,734</u>	<u>\$ 4,871,238</u>	<u>\$ 1,344,883</u>	<u>\$ 13,267,317</u>
	<u>          </u>	<u>          </u>	<u>          </u>	<u>          </u>	<u>          </u>
Total liabilities and fund balances	<u>\$ 303,165</u>	<u>\$ 3,879,793</u>	<u>\$ 5,128,632</u>	<u>\$ 1,453,681</u>	<u>\$ 13,376,806</u>

2007B Sales Tax	2008 Sales Tax	1999 Certificates of Indebtedness	Parish Library General Obligation Bonds	2001 Parish General Obligation Bonds	2003 Parish General Obligation Bonds	2005 Parish General Obligation Bonds	Total
\$ 80,261	\$ -	\$ 8,690	\$ 273,037	\$ 232,341	\$ 332,300	\$ 337,590	\$ 3,139,508
1,485,874	-	160,873	5,054,716	4,301,311	6,151,846	6,249,779	58,121,480
15,982	-	1,730	54,367	46,264	66,167	67,221	625,135
-	-	-	-	41,892	3,427	-	45,319
-	-	-	-	119,158	-	-	119,158
<u>\$ 1,582,117</u>	<u>\$ -</u>	<u>\$ 171,293</u>	<u>\$ 5,382,120</u>	<u>\$ 4,740,966</u>	<u>\$ 6,553,740</u>	<u>\$ 6,654,590</u>	<u>\$ 62,050,600</u>
\$ -	\$ 73,176	\$ -	\$ -	\$ -	\$ -	\$ -	\$ 73,176
21,226	1,167,908	9,661	120,503	449,072	1,201	427,623	3,121,124
4,189	62,822	-	-	49,960	43,025	409,880	1,956,056
-	-	-	-	-	-	-	99,693
<u>\$ 25,415</u>	<u>\$ 1,303,906</u>	<u>\$ 9,661</u>	<u>\$ 120,503</u>	<u>\$ 499,032</u>	<u>\$ 44,226</u>	<u>\$ 837,503</u>	<u>\$ 5,250,049</u>
\$ 37,809	\$ -	\$ 9,958	\$ 1,303,421	\$ 3,693,108	\$ 143,548	\$ 1,183,395	\$ 14,898,052
1,433,881	-	4,223	3,958,196	548,826	6,138,472	2,649,177	37,902,435
85,012	(1,303,906)	147,451	-	-	227,494	1,984,515	4,000,064
<u>\$ 1,556,702</u>	<u>\$ (1,303,906)</u>	<u>\$ 161,632</u>	<u>\$ 5,261,617</u>	<u>\$ 4,241,934</u>	<u>\$ 6,509,514</u>	<u>\$ 5,817,087</u>	<u>\$ 56,800,551</u>
<u>\$ 1,582,117</u>	<u>\$ -</u>	<u>\$ 171,293</u>	<u>\$ 5,382,120</u>	<u>\$ 4,740,966</u>	<u>\$ 6,553,740</u>	<u>\$ 6,654,590</u>	<u>\$ 62,050,600</u>

LAFAYETTE CITY-PARISH CONSOLIDATED GOVERNMENT  
Lafayette, Louisiana

Combining Statement of Revenues, Expenditures, and Changes in Fund Balances  
Nonmajor Capital Projects Funds  
For the Year Ended October 31, 2008

	1993 Sales Tax	1997A Sales Tax	1997B Sales Tax	1998 Sales Tax	1999A Sales Tax
Revenues:					
Investment earnings	\$ 2,831	\$ 11,272	\$ 36,804	\$ 20,873	\$ 3,068
Miscellaneous	-	-	-	-	-
Total revenues	<u>2,831</u>	<u>11,272</u>	<u>36,804</u>	<u>20,873</u>	<u>3,068</u>
Expenditures:					
Current -					
General government	-	-	-	-	-
Capital outlay	<u>388</u>	<u>58,371</u>	<u>363,430</u>	<u>603,756</u>	<u>2,710</u>
Total expenditures	<u>388</u>	<u>58,371</u>	<u>363,430</u>	<u>603,756</u>	<u>2,710</u>
Excess (deficiency) of revenues over expenditures	2,443	(47,099)	(326,626)	(582,883)	358
Other financing uses:					
Transfers out	<u>(2,737)</u>	<u>(11,096)</u>	<u>(37,109)</u>	<u>(22,292)</u>	<u>(2,971)</u>
Net change in fund balances	(294)	(58,195)	(363,735)	(605,175)	(2,613)
Fund balances (deficit), beginning	<u>67,699</u>	<u>334,869</u>	<u>1,108,301</u>	<u>763,779</u>	<u>78,549</u>
Fund balances, ending	<u>\$ 67,405</u>	<u>\$ 276,674</u>	<u>\$ 744,566</u>	<u>\$ 158,604</u>	<u>\$ 75,936</u>

1999B Sales Tax	2000A Sales Tax	2000B Sales Tax	2001A Sales Tax	2001B Sales Tax	2003A Sales Tax	2003B Sales Tax
\$ 41,647	\$ 12,174	\$ 20,570	\$ 126,875	\$ 169,990	\$ 49,239	\$ 159,111
-	-	-	-	1,600	125	-
<u>41,647</u>	<u>12,174</u>	<u>20,570</u>	<u>126,875</u>	<u>171,590</u>	<u>49,364</u>	<u>159,111</u>
-	2,500	2,500	2,500	3,750	3,010	3,010
<u>691,681</u>	<u>318,563</u>	<u>129,039</u>	<u>648,775</u>	<u>2,878,978</u>	<u>163,074</u>	<u>2,486,404</u>
<u>691,681</u>	<u>321,063</u>	<u>131,539</u>	<u>651,275</u>	<u>2,882,728</u>	<u>166,084</u>	<u>2,489,414</u>
(650,034)	(308,889)	(110,969)	(524,400)	(2,711,138)	(116,720)	(2,330,303)
<u>(43,753)</u>	<u>(13,525)</u>	<u>(20,335)</u>	<u>(124,960)</u>	<u>(175,625)</u>	<u>(50,852)</u>	<u>(165,057)</u>
(693,787)	(322,414)	(131,304)	(649,360)	(2,886,763)	(167,572)	(2,495,360)
<u>1,479,350</u>	<u>466,133</u>	<u>567,716</u>	<u>3,374,576</u>	<u>5,326,775</u>	<u>1,188,778</u>	<u>5,227,474</u>
<u>\$ 785,563</u>	<u>\$ 143,719</u>	<u>\$ 436,412</u>	<u>\$ 2,725,216</u>	<u>\$ 2,440,012</u>	<u>\$ 1,021,206</u>	<u>\$ 2,732,114</u>

LAFAYETTE CITY-PARISH CONSOLIDATED GOVERNMENT  
Lafayette, Louisiana

Combining Statement of Revenues, Expenditures, and Changes in Fund Balances  
Nonmajor Capital Projects Funds (Continued)  
For the Year Ended October 31, 2008

	2003C Sales Tax	2003D Sales Tax	2005B Sales Tax	2005C Sales Tax	2007A Sales Tax
Revenues:					
Investment earnings	\$ 15,752	\$ 283,922	\$ 251,077	\$ 70,527	\$ 575,233
Miscellaneous	-	-	-	-	50
Total revenues	<u>15,752</u>	<u>283,922</u>	<u>251,077</u>	<u>70,527</u>	<u>575,283</u>
Expenditures:					
Current -					
General government	2,500	-	2,780	2,780	361
Capital outlay	<u>137,836</u>	<u>5,557,320</u>	<u>2,288,443</u>	<u>465,040</u>	<u>2,201,323</u>
Total expenditures	<u>140,336</u>	<u>5,557,320</u>	<u>2,291,223</u>	<u>467,820</u>	<u>2,201,684</u>
Excess (deficiency) of revenues over expenditures	(124,584)	(5,273,398)	(2,040,146)	(397,293)	(1,626,401)
Other financing uses:					
Transfers out	<u>(15,850)</u>	<u>(297,142)</u>	<u>(259,883)</u>	<u>(70,039)</u>	<u>(564,648)</u>
Net change in fund balances	(140,434)	(5,570,540)	(2,300,029)	(467,332)	(2,191,049)
Fund balances (deficit), beginning	<u>442,806</u>	<u>8,733,274</u>	<u>7,171,267</u>	<u>1,812,215</u>	<u>15,458,366</u>
Fund balances, ending	<u>\$ 302,372</u>	<u>\$ 3,162,734</u>	<u>\$ 4,871,238</u>	<u>\$ 1,344,883</u>	<u>\$ 13,267,317</u>

2007B Sales Tax	2008 Sales Tax	1999 Certificates of Indebtedness	Parish Library General Obligation Bonds	2001 Parish General Obligation Bonds	2003 Parish General Obligation Bonds	2005 Parish General Obligation Bonds	Total
\$ 70,454	\$ -	\$ 6,956	\$ 214,644	\$ 187,301	\$ 282,150	\$ 365,641	\$ 2,978,111
-	-	-	-	990	-	-	2,765
<u>70,454</u>	<u>-</u>	<u>6,956</u>	<u>214,644</u>	<u>188,291</u>	<u>282,150</u>	<u>365,641</u>	<u>2,980,876</u>
361	-	-	655	-	1,345	2,000	30,052
<u>268,310</u>	<u>1,303,906</u>	<u>25,481</u>	<u>213,919</u>	<u>752,303</u>	<u>853,851</u>	<u>5,954,865</u>	<u>28,367,766</u>
<u>268,671</u>	<u>1,303,906</u>	<u>25,481</u>	<u>214,574</u>	<u>752,303</u>	<u>855,196</u>	<u>5,956,865</u>	<u>28,397,818</u>
(198,217)	(1,303,906)	(18,525)	70	(564,012)	(573,046)	(5,591,224)	(25,416,942)
<u>(69,132)</u>	<u>-</u>	<u>-</u>	<u>-</u>	<u>-</u>	<u>-</u>	<u>-</u>	<u>(1,947,006)</u>
(267,349)	(1,303,906)	(18,525)	70	(564,012)	(573,046)	(5,591,224)	(27,363,948)
<u>1,824,051</u>	<u>-</u>	<u>180,157</u>	<u>5,261,547</u>	<u>4,805,946</u>	<u>7,082,560</u>	<u>11,408,311</u>	<u>84,164,499</u>
<u>\$1,556,702</u>	<u>\$(1,303,906)</u>	<u>\$ 161,632</u>	<u>\$ 5,261,617</u>	<u>\$4,241,934</u>	<u>\$6,509,514</u>	<u>\$ 5,817,087</u>	<u>\$ 56,800,551</u>

LAFAYETTE CITY-PARISH CONSOLIDATED GOVERNMENT  
Lafayette, Louisiana

Schedule of Expenditures Compared to Capital Budget  
1993 Sales Tax Bond Construction Fund  
For the Year Ended October 31, 2008

	<u>Project Authorization</u>	<u>Expenditures</u>		<u>Balance of Incomplete Projects</u>
		<u>Prior Years</u>	<u>Current Year</u>	
Street projects:				
North St. Antoine Street Extension	<u>\$ 83,441</u>	<u>\$ 75,440</u>	<u>\$ -</u>	<u>\$ 8,001</u>
Drainage projects:				
West Pont Des Mouton Road Widening	92,413	92,025	388	-
Maryview Farm Road Drainage - Broadmoor Coulee - Phase II	<u>22,770</u>	<u>12,408</u>	<u>-</u>	<u>10,362</u>
	<u>115,183</u>	<u>104,433</u>	<u>388</u>	<u>10,362</u>
	<u>\$ 198,624</u>	<u>\$ 179,873</u>	<u>\$ 388</u>	<u>\$ 18,363</u>



LAFAYETTE CITY-PARISH CONSOLIDATED GOVERNMENT  
Lafayette, Louisiana

Schedule of Expenditures Compared to Capital Budget  
1997A Sales Tax Bond Construction Fund  
For the Year Ended October 31, 2008

	Project Authorization	Expenditures		Balance of Incomplete Projects
		Prior Years	Current Year	
Street projects:				
Duhon/Robley	\$ 19,561	\$ 19,000	\$ 497	\$ 64
North St. Antoine Extension - Pont Des Mouton	222,852	86,180	-	136,672
West Pont Des Mouton Road Widening	57,587	148	57,439	-
Louisiana Avenue Extension - Phase II-C	<u>231,761</u>	<u>92,816</u>	<u>435</u>	<u>138,510</u>
	<u>\$ 531,761</u>	<u>\$ 198,144</u>	<u>\$ 58,371</u>	<u>\$ 275,246</u>

LAFAYETTE CITY-PARISH CONSOLIDATED GOVERNMENT  
Lafayette, Louisiana

Schedule of Expenditures Compared to Capital Budget  
1997B Sales Tax Bond Construction Fund  
For the Year Ended October 31, 2008

Project Authorization	Expenditures		Balance of Incomplete Projects	
	Prior Years	Current Year		
Street projects:				
Rue de Belier Extension	\$ 500,000	\$ 490,285	\$ 25	\$ 9,690
South College Phase I	571,257	380,432	5,355	185,470
Louisiana Avenue Extension Phase II-C	114,155	-	-	114,155
Verot School - Pinhook/Vincent	63,124	7,600	55,524	-
Camellia Boulevard Extension	3,200,000	2,500,000	1,155	698,845
Pont Des Mouton West I-49/University	500,000	491,929	8,071	-
I-10 Frontage Road Southeast - I-49 University	329,224	35,852	293,300	72
Citywide Sidewalks	3,000	2,137	-	863
	<u>\$ 5,280,760</u>	<u>\$3,908,235</u>	<u>\$363,430</u>	<u>\$1,009,095</u>

LAFAYETTE CITY-PARISH CONSOLIDATED GOVERNMENT  
Lafayette, Louisiana

Schedule of Expenditures Compared to Capital Budget  
1998 Sales Tax Bond Construction Fund  
For the Year Ended October 31, 2008

	Project Authorization	Expenditures		Balance of Incomplete Projects
		Prior Years	Current Year	
Street projects:				
I-10 Frontage Roads -				
Southeast I-49/University	\$ 661,741	\$ 172,106	\$ 359,473	\$ 130,162
West Pont Des Mouton Road Widening	900,000	713,984	186,016	-
I-10 Frontage Roads -				
Northeast I-10/Louisiana Avenue	44,330	33,768	-	10,562
Southeast I-10/Louisiana Avenue	30,351	19,345	-	11,006
	<u>1,636,422</u>	<u>939,203</u>	<u>545,489</u>	<u>151,730</u>
Drainage projects:				
Steiner Road Drainage	57,944	-	57,944	-
Coulee Ile Des Cannes -				
Lateral 8B	80,000	79,988	-	12
	<u>137,944</u>	<u>79,988</u>	<u>57,944</u>	<u>12</u>
Parks and Recreation projects:				
Neyland Park Multi-Purpose Center	2,200,000	2,199,257	323	420
	<u>\$ 3,974,366</u>	<u>\$ 3,218,448</u>	<u>\$ 603,756</u>	<u>\$ 152,162</u>

LAFAYETTE CITY-PARISH CONSOLIDATED GOVERNMENT  
Lafayette, Louisiana

Schedule of Expenditures Compared to Capital Budget  
1999A Sales Tax Bond Construction Fund  
For the Year Ended October 31, 2008

	Project Authorization	Expenditures		Balance of Incomplete Projects
		Prior Years	Current Year	
Street projects:				
Camellia Boulevard Extension	\$ 9,000,000	\$ 8,990,290	\$ 2,710	\$ 7,000
Louisiana Avenue Extension Phase II-C	60,449	-	-	60,449
South Domingue Extension Phase II	19,069	13,773	-	5,296
	<u>9,079,518</u>	<u>9,004,063</u>	<u>2,710</u>	<u>72,745</u>
Drainage projects:				
Comprehensive Drainage	200,000	199,586	-	414
	<u>\$ 9,279,518</u>	<u>\$ 9,203,649</u>	<u>\$ 2,710</u>	<u>\$ 73,159</u>

LAFAYETTE CITY-PARISH CONSOLIDATED GOVERNMENT  
Lafayette, Louisiana

Schedule of Expenditures Compared to Capital Budget  
1999B Sales Tax Bond Construction Fund  
For the Year Ended October 31, 2008

	Project Authorization	Expenditures		Balance of Incomplete Projects
		Prior Years	Current Year	
Street projects:				
I-10 Frontage Roads -				
Southeast (I-49 to University)	\$ 652,834	\$ 380,877	\$ 271,957	\$ -
Rue de Belier Extension -				
Hwy. 93	1,525,000	1,524,717	196	87
Doc Duhon/Robley Drive Extension	484,595	100,000	384,264	331
South College Road Phase I -				
Pinhook	200,000	122	-	199,878
Pont Des Mouton East Phase I	616,905	614,635	688	1,582
Louisiana Avenue Extension -				
Phase II-C	530,858	458,408	17,566	54,884
Luke Street Extension	259,399	259,303	-	96
Camellia Boulevard Extension	300,000	-	-	300,000
West Pont Des Mouton Road Widening	1,716,000	1,700,476	15,524	-
South Domingue Extension Phase I	515,000	508,114	-	6,886
	<u>6,800,591</u>	<u>5,546,652</u>	<u>690,195</u>	<u>563,744</u>
Drainage projects:				
Coulee Des Poche	1,050,000	1,023,580	-	26,420
McKinley/St. Mary Drainage	52,624	47,624	-	5,000
	<u>1,102,624</u>	<u>1,071,204</u>	<u>-</u>	<u>31,420</u>
Parks and Recreation projects:				
New Golf Course	1,486	-	1,486	-
	<u>\$ 7,904,701</u>	<u>\$ 6,617,856</u>	<u>\$ 691,681</u>	<u>\$ 595,164</u>

LAFAYETTE CITY-PARISH CONSOLIDATED GOVERNMENT  
Lafayette, Louisiana

Schedule of Expenditures Compared to Capital Budget  
2000A Sales Tax Bond Construction Fund  
For the Year Ended October 31, 2008

	Project Authorization	Expenditures		Balance of Incomplete Projects
		Prior Years	Current Year	
Street projects:				
I-10 Frontage Roads -				
Northeast (I-49 to University)	\$ 173,619	\$ -	\$ 173,619	\$ -
South College Road Extension Phase I	72,500	-	-	72,500
Pont Des Mouton East	75,000	74,439	561	-
Camellia Boulevard	7,840,212	7,729,800	110,412	-
Eraste Landry Road	531,406	490,246	33,543	7,617
West Pont Des Mouton	300,000	299,572	428	-
	<u>\$ 8,992,737</u>	<u>\$8,594,057</u>	<u>\$ 318,563</u>	<u>\$ 80,117</u>

LAFAYETTE CITY-PARISH CONSOLIDATED GOVERNMENT  
Lafayette, Louisiana

Schedule of Expenditures Compared to Capital Budget  
2000B Sales Tax Bond Construction Fund  
For the Year Ended October 31, 2008

	Project Authorization	Expenditures		Balance of Incomplete Projects
		Prior Years	Current Year	
Street projects:				
Doc Duhon/Robley	\$ 1,000,000	\$ 990,479	\$ -	\$ 9,521
South College Extension - Phase I	27,500	-	-	27,500
Frontage Road Study	100,000	-	49,360	50,640
Verot School - Pinhook/Vincent	263,119	-	18,889	244,230
Eraste Landry Extension	957,123	955,703	140	1,280
	<u>2,347,742</u>	<u>1,946,182</u>	<u>68,389</u>	<u>333,171</u>
Drainage projects:				
Coulee Ile Des Cannes - Lateral 7	950,000	884,243	30,101	35,656
Fanny Drive Coulee	106,038	99,183	-	6,855
Steiner Road Drainage	30,549	-	30,549	-
Coulee Des Poches	1,000,000	953,230	-	46,770
Walker Road Drainage	25,000	22,973	-	2,027
	<u>2,111,587</u>	<u>1,959,629</u>	<u>60,650</u>	<u>91,308</u>
	<u>\$ 4,459,329</u>	<u>\$ 3,905,811</u>	<u>\$ 129,039</u>	<u>\$ 424,479</u>

LAFAYETTE CITY-PARISH CONSOLIDATED GOVERNMENT  
Lafayette, Louisiana

Schedule of Expenditures Compared to Capital Budget  
2001A Sales Tax Bond Construction Fund  
For the Year Ended October 31, 2008

	Project Authorization	Expenditures		Balance of Incomplete Projects
		Prior Years	Current Year	
Street projects:				
Duhon/Robley	\$ 96,349	\$ 28,290	\$ 68,059	\$ -
Pont Des Mouton East	300,000	299,856	144	-
Verot School - Pinhook/Vincent	147,917	-	-	147,917
Louisiana Avenue Extension - Phase II-C Mton/Marv	3,900,000	967,082	558,297	2,374,621
Camellia Boulevard Extension Phase II	9,704,000	9,538,760	12,275	152,965
West Pont Des Mouton Road Widening	10,000	-	10,000	-
South Domingue/Caffery Connection	40,000	39,274	-	726
	<u>\$14,198,266</u>	<u>\$10,873,262</u>	<u>\$648,775</u>	<u>\$ 2,676,229</u>



LAFAYETTE CITY-PARISH CONSOLIDATED GOVERNMENT  
Lafayette, Louisiana

Schedule of Expenditures Compared to Capital Budget  
2001B Sales Tax Bond Construction Fund  
For the Year Ended October 31, 2008

Project Authorization	Expenditures		Balance of Incomplete Projects	
	Prior Years	Current Year		
Street projects:				
Rue de Belier Extension, Hwy. 93 - Phase I	\$ 4,444,082	\$ 253,034	\$ 2,306,939	\$ 1,884,109
Doc Duhon/Robley	1,511,000	1,124,351	382,661	3,988
Bluebird Drive Extension	900,000	710,622	189,378	-
Verot School-Pinhook/Vincent	258,811	-	-	258,811
Louisiana Avenue Extension - Phase II-C	40,000	-	-	40,000
	<u>7,153,893</u>	<u>2,088,007</u>	<u>2,878,978</u>	<u>2,186,908</u>
Parks and Recreation projects:				
Recreation Center Improvements	75,000	-	-	75,000
	<u>\$ 7,228,893</u>	<u>\$ 2,088,007</u>	<u>\$ 2,878,978</u>	<u>\$ 2,261,908</u>

LAFAYETTE CITY-PARISH CONSOLIDATED GOVERNMENT  
Lafayette, Louisiana

Schedule of Expenditures Compared to Capital Budget  
2003A Sales Tax Bond Construction Fund  
For the Year Ended October 31, 2008

	Project Authorization	Expenditures		Balance of Incomplete Projects
		Prior Years	Current Year	
Street projects:				
	\$ 515,429	\$ 445,247	\$ 69,998	\$ 184
Doc Duhon/Robley	827,000	808,770	1,633	16,597
East Pont Des Mouton Road Widening				
Eraste Landry Road - Phase II	219,149	107,581	50,146	61,422
Louisiana Avenue Extension - Phase II-C	110,000	81,194	449	28,357
Camellia Sound Abatement	<u>800,000</u>	<u>99,333</u>	<u>40,848</u>	<u>659,819</u>
	<u>\$ 2,471,578</u>	<u>\$ 1,542,125</u>	<u>\$ 163,074</u>	<u>\$ 766,379</u>

LAFAYETTE CITY-PARISH CONSOLIDATED GOVERNMENT  
Lafayette, Louisiana

Schedule of Expenditures Compared to Capital Budget  
2003B Sales Tax Bond Construction Fund  
For the Year Ended October 31, 2008

	Project Authorization	Expenditures		Balance of Incomplete Projects
		Prior Years	Current Year	
Street projects:				
Rue De Belier Extension (Hwy 93) Phase I	\$ 665,000	\$ 204,653	\$ 460,347	\$ -
I-10 Frontage Road Northwest	9,000	8,220	-	780
Louisiana Avenue Extension - Phase II-C	1,400,000	-	1,400,000	-
Camellia Boulevard Extension	4,400,000	3,589,019	420	810,561
	<u>6,474,000</u>	<u>3,801,892</u>	<u>1,860,767</u>	<u>811,341</u>
Drainage projects:				
Coulee Ile Des Cannes - Lateral 7	360,000	83,609	-	276,391
Lateral 8-B	895,000	269,363	625,637	-
Walker Road Drainage	1,459,000	-	-	1,459,000
Comprehensive Drainage	100,000	70,500	-	29,500
	<u>2,814,000</u>	<u>423,472</u>	<u>625,637</u>	<u>1,764,891</u>
	<u>\$ 9,288,000</u>	<u>\$ 4,225,364</u>	<u>\$ 2,486,404</u>	<u>\$ 2,576,232</u>

LAFAYETTE CITY-PARISH CONSOLIDATED GOVERNMENT  
Lafayette, Louisiana

Schedule of Expenditures Compared to Capital Budget  
2003C Sales Tax Bond Construction Fund  
For the Year Ended October 31, 2008

	Project Authorization	Expenditures		Balance of Incomplete Projects
		Prior Years	Current Year	
Drainage projects:				
Coulee Ile Des Cannes - Lateral 8-B	\$ 1,265,000	\$ 1,126,628	\$ 126,478	\$ 11,894
Steiner Road Drainage	16,507	224	8,525	7,758
Sunbeam Coulee	<u>100,000</u>	<u>87,285</u>	<u>2,833</u>	<u>9,882</u>
	<u>\$ 1,381,507</u>	<u>\$ 1,214,137</u>	<u>\$ 137,836</u>	<u>\$ 29,534</u>

LAFAYETTE CITY-PARISH CONSOLIDATED GOVERNMENT  
Lafayette, Louisiana

Schedule of Expenditures Compared to Capital Budget  
2003D Sales Tax Bond Construction Fund  
For the Year Ended October 31, 2008

	Project Authorization	Expenditures		Balance of Incomplete Projects
		Prior Years	Current Year	
Street projects:				
Doc Duhon/Robley Extension	\$ 4,822,535	\$ 1,788,971	\$ 2,968,102	\$ 65,462
East Pont Des Mouton Road Widening	313,000	273,857	18,336	20,807
Verot School - Pinhook/Vincent	467,029	-	-	467,029
West Pont Des Mouton Widening	1,651,000	1,644,000	5,083	1,917
South Domingue Extension Phase I	144,191	144,191	-	-
Rue De Belier Extension Phase I	3,111,918	105,284	1,599,495	1,407,139
Camellia Boulevard Extension	300,000	-	-	300,000
Louisiana Avenue Extension Phase II-C	<u>3,029,786</u>	<u>1,183,818</u>	<u>966,304</u>	<u>879,664</u>
	<u>\$13,839,459</u>	<u>\$ 5,140,121</u>	<u>\$ 5,557,320</u>	<u>\$ 3,142,018</u>

LAFAYETTE CITY-PARISH CONSOLIDATED GOVERNMENT  
Lafayette, Louisiana

Schedule of Expenditures Compared to Capital Budget  
2005B Sales Tax Bond Construction Fund  
For the Year Ended October 31, 2008

	Project Authorization	Expenditures		Balance of Incomplete Projects
		Prior Years	Current Year	
Street projects:				
East Pont Des Mouton Road Widening	\$ 25,000	\$ 2,260	\$ 17,336	\$ 5,404
Louisiana Avenue Extension Phase II-C	2,611,878	2,295,230	115,126	201,522
Luke Street Extension	608,336	608,324	-	12
Camellia Boulevard Extension	5,393,419	3,693,946	1,185,984	513,489
Eraste Landry Road Extension - Caffery/LA 93	1,671,000	1,039,194	631,806	-
West Pont Des Mouton Road Widening	<u>2,022,000</u>	<u>1,752,187</u>	<u>241,985</u>	<u>27,828</u>
	<u>12,331,633</u>	<u>9,391,141</u>	<u>2,192,237</u>	<u>748,255</u>
Drainage projects:				
Regional Detention Basins	400,000	355,311	44,689	-
Sunbeam Coulee	<u>3,563,000</u>	<u>200,473</u>	<u>51,517</u>	<u>3,311,010</u>
	<u>3,963,000</u>	<u>555,784</u>	<u>96,206</u>	<u>3,311,010</u>
	<u>\$16,294,633</u>	<u>\$9,946,925</u>	<u>\$ 2,288,443</u>	<u>\$ 4,059,265</u>

LAFAYETTE CITY-PARISH CONSOLIDATED GOVERNMENT  
Lafayette, Louisiana

Schedule of Expenditures Compared to Capital Budget  
2005C Sales Tax Bond Construction Fund  
For the Year Ended October 31, 2008

	<u>Project Authorization</u>	<u>Expenditures</u>		<u>Balance of Incomplete Projects</u>
		<u>Prior Years</u>	<u>Current Year</u>	
Drainage projects:				
Coulee Ile Des Cannes -				
Lateral 8B-2	<u>\$ 2,100,000</u>	<u>\$ 329,934</u>	<u>\$ 465,040</u>	<u>\$ 1,305,026</u>

LAFAYETTE CITY-PARISH CONSOLIDATED GOVERNMENT  
Lafayette, Louisiana

Schedule of Expenditures Compared to Capital Budget  
2007A Sales Tax Bond Construction Fund  
For the Year Ended October 31, 2008

	Project Authorization	Expenditures		Balance of Incomplete Projects
		Prior Years	Current Year	
Road projects:				
Eraste Landry Road Extension	\$ 2,000,000	\$ 387,325	\$ 1,526,129	\$ 86,546
I-10 Frontage Road Southwest Phase I	160,000	-	160,000	-
South College Road Extension, Phase I	2,000,000	-	-	2,000,000
East Pont Des Mouton Road Widening	8,200,000	265,553	515,194	7,419,253
	<u>12,360,000</u>	<u>652,878</u>	<u>2,201,323</u>	<u>9,505,799</u>
Drainage projects:				
Broadmoor Coulee Phase II and III	44,000	-	-	44,000
Walker Road Drainage	1,300,000	-	-	1,300,000
Sunbeam Coulee Phase II	1,500,000	-	-	1,500,000
	<u>2,844,000</u>	<u>-</u>	<u>-</u>	<u>2,844,000</u>
	<u>\$15,204,000</u>	<u>\$ 652,878</u>	<u>\$ 2,201,323</u>	<u>\$12,349,799</u>



LAFAYETTE CITY-PARISH CONSOLIDATED GOVERNMENT  
Lafayette, Louisiana

Schedule of Expenditures Compared to Capital Budget  
2007B Sales Tax Bond Construction Fund  
For the Year Ended October 31, 2008

	<u>Project Authorization</u>	<u>Expenditures</u>		<u>Balance of Incomplete Projects</u>
		<u>Prior Years</u>	<u>Current Year</u>	
Road projects:				
I-10 Frontage Road Southeast Phase I	<u>\$ 440,000</u>	<u>\$ -</u>	<u>\$ 268,310</u>	<u>\$ 171,690</u>
Drainage projects:				
Coulee Ile Des Cannes - Lateral 7	1,250,000	-	-	1,250,000
Bellfontaine Drainage	<u>50,000</u>	<u>-</u>	<u>-</u>	<u>50,000</u>
	<u>1,300,000</u>	<u>-</u>	<u>-</u>	<u>1,300,000</u>
	<u>\$ 1,740,000</u>	<u>\$ -</u>	<u>\$ 268,310</u>	<u>\$ 1,471,690</u>

LAFAYETTE CITY-PARISH CONSOLIDATED GOVERNMENT  
Lafayette, Louisiana

Schedule of Expenditures Compared to Capital Budget  
2008 Sales Tax Construction Fund  
For the Year Ended October 31, 2008

	Project Authorization	Expenditures		Balance of Incomplete Projects
		Prior Years	Current Year	
Road projects:				
Duhon/Robley Extension	\$ 3,010,000	\$ -	\$ 1,204,683	\$ 1,805,317
Louisiana Avenue Extension	100,000	-	429	99,571
Luke Street Extension - Ph 11-D	100,000	-	41,415	58,585
	<u>3,210,000</u>	<u>-</u>	<u>1,246,527</u>	<u>1,963,473</u>
Drainage projects:				
Sunbeam Coulee	<u>600,000</u>	<u>-</u>	<u>-</u>	<u>600,000</u>
Building projects:				
Vieux Chene Golf Course	<u>250,000</u>	<u>-</u>	<u>57,379</u>	<u>192,621</u>
	<u>\$ 4,060,000</u>	<u>\$ -</u>	<u>\$ 1,303,906</u>	<u>\$ 2,756,094</u>

LAFAYETTE CITY-PARISH CONSOLIDATED GOVERNMENT  
Lafayette, Louisiana

Schedule of Expenditures Compared to Capital Budget  
1999 Certificates of Indebtedness Fund  
For the Year Ended October 31, 2008

	<u>Project Authorization</u>	<u>Expenditures</u>		<u>Balance of Incomplete Projects</u>
		<u>Prior Years</u>	<u>Current Year</u>	
Construction projects:				
Courthouse Renovations -				
Judges	<u>\$ 105,780</u>	<u>\$ 66,118</u>	<u>\$ 25,481</u>	<u>\$ 14,181</u>

LAFAYETTE CITY-PARISH CONSOLIDATED GOVERNMENT  
Lafayette, Louisiana

Schedule of Expenditures Compared to Capital Budget  
Parish Library General Obligation Bonds Fund  
For the Year Ended October 31, 2008

	Project Authorization	Expenditures		Balance of Incomplete Projects
		Prior Years	Current Year	
Construction projects:				
Regional Branch 38,000 Sq. Ft.	\$ 5,204,000	\$ 1,788,898	\$ 212,771	\$ 3,202,331
Regional Branch 10,000 Sq. Ft.	1,018,000	929,546	1,014	87,440
Regional Branch 12,000 Sq. Ft.	<u>1,165,000</u>	<u>548</u>	<u>134</u>	<u>1,164,318</u>
	<u>\$ 7,387,000</u>	<u>\$ 2,718,992</u>	<u>\$ 213,919</u>	<u>\$ 4,454,089</u>

LAFAYETTE CITY-PARISH CONSOLIDATED GOVERNMENT  
Lafayette, Louisiana

Schedule of Expenditures Compared to Capital Budget  
2001 Parish General Obligation Bonds Fund  
For the Year Ended October 31, 2008

	Project Authorization	Expenditures		Balance of Incomplete Projects
		Prior Years	Current Year	
Street projects:				
Simcoe Street Corridor	\$ 800,000	\$ 162,231	\$ 109,405	\$ 528,364
LaNeuveville Road	200,000	195,050	-	4,950
Landry Road	1,374,060	200,939	664	1,172,457
West Congress	48,000	35,094	-	12,906
Roads - New Construction -				
Phase I	289,788	-	289,788	-
Phase I-B1	12,759	11,109	1,650	-
Phase I-B	607,615	607,323	292	-
Argus Road	64,649	-	-	64,649
	<u>3,396,871</u>	<u>1,211,746</u>	<u>401,799</u>	<u>1,783,326</u>
Drainage projects:				
Coulee Ile Des Cannes -				
Lateral 7	470,000	454,364	895	14,741
Webb Coulee - Terry Drive	300,000	27,651	-	272,349
Wadsworth/Longfellow Drainage				
Improvements	173,501	168,836	4,665	-
Cypress Bayou	100,000	99,339	661	-
Edith Bayou	400,000	71,494	-	328,506
Ile Des Cannes - Phase V/Rch VI	5,045,726	1,268,819	315,388	3,461,519
Drainage Improvements	17,653	-	11,351	6,302
Shenandoah Subdivision Drainage				
Improvements	154,703	154,653	50	-
	<u>6,661,583</u>	<u>2,245,156</u>	<u>333,010</u>	<u>4,083,417</u>
Building projects:				
Parish Recreation Improvements	358,560	357,570	990	-
Lafayette Parish Courthouse Improvements	413,198	407,447	5,751	-
Parish Jail Facility Improvements	2,261,851	2,224,111	10,753	26,987
	<u>3,033,609</u>	<u>2,989,128</u>	<u>17,494</u>	<u>26,987</u>
	<u>\$13,092,063</u>	<u>\$ 6,446,030</u>	<u>\$ 752,303</u>	<u>\$5,893,730</u>

LAFAYETTE CITY-PARISH CONSOLIDATED GOVERNMENT  
Lafayette, Louisiana

Schedule of Expenditures Compared to Capital Budget  
2003 Parish General Obligation Bonds Fund  
For the Year Ended October 31, 2008

	Project Authorization	Expenditures		Balance of Incomplete Projects
		Prior Years	Current Year	
<b>Drainage projects:</b>				
Parish Drainage Improvements	\$ 2,157,348	\$ 1,247	\$ 5,194	\$2,150,907
Wadsworth/Longfellow Drainage Improvements	1,005,000	953,981	-	51,019
Steiner Road Drainage	395,000	92,781	280,571	21,648
Cypress Bayou	300,000	171,144	34,854	94,002
	<u>3,857,348</u>	<u>1,219,153</u>	<u>320,619</u>	<u>2,317,576</u>
<b>Road projects:</b>				
New Road Construction - Phase II	515,825	227,772	7,708	280,345
Reconstruction/Resurfacing - Phase II	2,940,092	2,464,990	475,102	-
Landry Road	155,940	91,414	13,405	51,121
LaNeuille Road	3,100,000	553,384	22,279	2,524,337
	<u>6,711,857</u>	<u>3,337,560</u>	<u>518,494</u>	<u>2,855,803</u>
<b>Building projects:</b>				
Parish Courthouse Improvements	1,041,464	-	-	1,041,464
Parish Recreation Improvements	682,470	600,555	14,738	67,177
	<u>1,723,934</u>	<u>600,555</u>	<u>14,738</u>	<u>1,108,641</u>
	<u>\$12,293,139</u>	<u>\$5,157,268</u>	<u>\$ 853,851</u>	<u>\$6,282,020</u>

LAFAYETTE CITY-PARISH CONSOLIDATED GOVERNMENT  
Lafayette, Louisiana

Schedule of Expenditures Compared to Capital Budget  
2005 Parish General Obligation Bonds Fund  
For the Year Ended October 31, 2008

	<u>Project Authorization</u>	<u>Expenditures</u>		<u>Balance of Incomplete Projects</u>
		<u>Prior Years</u>	<u>Current Year</u>	
Building projects:				
Regional Branch -				
South	\$ 8,394,000	\$ 2,368,445	\$ 5,688,258	\$ 337,297
North	2,583,000	2,004,469	94,516.00	484,015
Main Library Renovations	<u>3,268,000</u>	<u>84,649</u>	<u>172,091</u>	<u>3,011,260</u>
	<u>\$ 14,245,000</u>	<u>\$ 4,457,563</u>	<u>\$ 5,954,865</u>	<u>\$ 3,832,572</u>

LAFAYETTE CITY-PARISH CONSOLIDATED GOVERNMENT  
Lafayette, Louisiana

Combining Statement of Net Assets  
Nonmajor Enterprise Funds  
October 31, 2008  
With Comparative Totals for October 31, 2007

	2008			2007
	Environmental Services Disposal	Animal Control Shelter	Total Nonmajor Enterprise Funds	
<b>ASSETS</b>				
<b>CURRENT ASSETS</b>				
Cash	\$ 300	\$ 10,575	\$ 10,875	\$ 6,188
Investments	-	192,080	192,080	213,185
Accounts receivable, net	1,455,871	12,881	1,468,752	2,117,813
Accrued interest receivable	-	2,066	2,066	1,991
Due from other funds	<u>758,823</u>	<u>-</u>	<u>758,823</u>	<u>-</u>
<b>Total current assets</b>	<b><u>\$2,214,994</u></b>	<b><u>\$217,602</u></b>	<b><u>\$2,432,596</u></b>	<b><u>\$ 2,339,177</u></b>
<b>NONCURRENT ASSETS</b>				
Capital assets:				
Land	3,147,688	-	3,147,688	3,147,688
Buildings and site improvements, net	133,932	6,419	140,351	161,497
Equipment, net	<u>865,741</u>	<u>150,357</u>	<u>1,016,098</u>	<u>527,575</u>
<b>Total noncurrent assets</b>	<b><u>4,147,361</u></b>	<b><u>156,776</u></b>	<b><u>4,304,137</u></b>	<b><u>3,836,760</u></b>
<b>Total assets</b>	<b><u>\$6,362,355</u></b>	<b><u>\$374,378</u></b>	<b><u>\$ 6,736,733</u></b>	<b><u>\$ 6,175,937</u></b>
<b>LIABILITIES AND NET ASSETS</b>				
<b>CURRENT LIABILITIES</b>				
Cash overdraft	\$ 1,153,482	\$ -	\$ 1,153,482	\$ 1,030,924
Accounts payable	692,546	6,887	699,433	879,687
Accrued salaries and benefits	27,110	13,825	40,935	32,017
Deferred revenue	134,729	1,394	136,123	2,000
Due to other funds	-	-	-	106,184
Accrued compensated absences	<u>46,200</u>	<u>17,167</u>	<u>63,367</u>	<u>58,760</u>
<b>Total current liabilities</b>	<b><u>2,054,067</u></b>	<b><u>39,273</u></b>	<b><u>2,093,340</u></b>	<b><u>2,109,572</u></b>
<b>NONCURRENT LIABILITIES</b>				
Accrued compensated absences	<u>46,200</u>	<u>-</u>	<u>46,200</u>	<u>43,529</u>
<b>Total liabilities</b>	<b><u>\$2,100,267</u></b>	<b><u>\$ 39,273</u></b>	<b><u>\$ 2,139,540</u></b>	<b><u>\$ 2,153,101</u></b>
<b>NET ASSETS</b>				
Invested in capital assets, net of related debt	\$4,147,361	\$156,776	\$4,304,137	\$ 3,836,760
Unrestricted	<u>114,727</u>	<u>178,329</u>	<u>293,056</u>	<u>186,076</u>
<b>Total net assets</b>	<b><u>4,262,088</u></b>	<b><u>335,105</u></b>	<b><u>4,597,193</u></b>	<b><u>4,022,836</u></b>
<b>Total liabilities and net assets</b>	<b><u>\$6,362,355</u></b>	<b><u>\$374,378</u></b>	<b><u>\$ 6,736,733</u></b>	<b><u>\$ 6,175,937</u></b>



LAFAYETTE CITY-PARISH CONSOLIDATED GOVERNMENT  
Lafayette, Louisiana

Combining Statement of Revenues, Expenses, and Changes in Fund Net Assets  
Nonmajor Enterprise Funds  
For the Year Ended October 31, 2008  
With Comparative Totals for the Year Ended October 31, 2007

	2008			2007
	Environmental Services Disposal	Animal Control Shelter	Total Nonmajor Enterprise Funds	
Operating revenues:				
Charges for services	\$ 9,842,488	\$ 249,441	\$10,091,929	\$ 9,231,543
Miscellaneous	215,039	1,722	216,761	204,583
Total operating revenues	<u>10,057,527</u>	<u>251,163</u>	<u>10,308,690</u>	<u>9,436,126</u>
Operating expenses:				
Production, collection and cost of services	9,027,246	812,671	9,839,917	9,392,775
Administrative and general	453,275	101,152	554,427	665,234
Depreciation	135,931	41,825	177,756	145,267
Total operating expenses	<u>9,616,452</u>	<u>955,648</u>	<u>10,572,100</u>	<u>10,203,276</u>
Operating income (loss)	<u>441,075</u>	<u>(704,485)</u>	<u>(263,410)</u>	<u>(767,150)</u>
Nonoperating revenues (expenses):				
Investment earnings	-	7,627	7,627	11,974
Gain (loss) on disposal of assets (net)	366	(43,361)	(42,995)	8,976
Total nonoperating revenues (expenses)	<u>366</u>	<u>(35,734)</u>	<u>(35,368)</u>	<u>20,950</u>
Income (loss) before contributions and transfers	441,441	(740,219)	(298,778)	(746,200)
Capital contributions	-	95,653	95,653	46,226
Transfers in	16,220	761,262	777,482	624,819
Change in net assets	457,661	116,696	574,357	(75,155)
Net assets, beginning	<u>3,804,427</u>	<u>218,409</u>	<u>4,022,836</u>	<u>4,097,991</u>
Net assets, ending	<u>\$ 4,262,088</u>	<u>\$ 335,105</u>	<u>\$ 4,597,193</u>	<u>\$ 4,022,836</u>

LAFAYETTE CITY-PARISH CONSOLIDATED GOVERNMENT  
Lafayette, Louisiana

Combining Statement of Cash Flows  
Nonmajor Enterprise Funds  
For the Year Ended October 31, 2008  
With Comparative Totals for the Year Ended October 31, 2007

	2008			2007
	Environmental Services Disposal	Animal Control Shelter	Total Nonmajor Enterprise Funds	
<b>CASH FLOWS FROM OPERATING ACTIVITIES</b>				
Receipts from customers	\$ 10,493,117	\$ 247,873	\$ 10,740,990	\$ 9,303,131
Payments to suppliers for goods and services	(8,284,883)	(279,642)	(8,564,525)	(8,581,427)
Payments to employees and for employee related costs	(914,625)	(505,087)	(1,419,712)	(1,327,866)
Internal activity - payments to other funds	(303,951)	(136,091)	(440,042)	(510,466)
Other receipts	215,039	1,722	216,761	204,973
Net cash provided (used) by operating activities	<u>1,204,697</u>	<u>(671,225)</u>	<u>533,472</u>	<u>(911,655)</u>
<b>CASH FLOWS FROM CAPITAL FINANCING ACTIVITIES</b>				
Purchase of capital assets	(584,652)	(7,823)	(592,475)	(194,933)
Sale of capital assets	-	-	-	15,195
Net cash used by capital financing activities	<u>(584,652)</u>	<u>(7,823)</u>	<u>(592,475)</u>	<u>(179,738)</u>
<b>CASH FLOWS FROM NONCAPITAL FINANCING ACTIVITIES</b>				
Increase in cash overdraft	122,558	-	122,558	454,295
Cash received from other funds	-	-	-	85,768
Cash paid to other funds	(758,823)	(106,184)	(865,007)	-
Transfers in	16,220	761,262	777,482	624,819
Net cash provided (used) by noncapital financing activities	<u>(620,045)</u>	<u>655,078</u>	<u>35,033</u>	<u>1,164,882</u>
<b>CASH FLOWS FROM INVESTING ACTIVITIES</b>				
Interest earnings	-	7,552	7,552	10,074
Sales (purchases) of investments	-	21,105	21,105	(82,828)
Net cash provided by investing activities	<u>-</u>	<u>28,657</u>	<u>28,657</u>	<u>(72,754)</u>
Net decrease in cash and cash equivalents	-	4,687	4,687	735
Balances, beginning of the year	300	5,888	6,188	5,453
Balances, end of the year	<u>\$ 300</u>	<u>\$ 10,575</u>	<u>\$ 10,875</u>	<u>\$ 6,188</u>
<b>RECONCILIATION OF OPERATING INCOME (LOSS) TO NET CASH PROVIDED (USED) BY OPERATING ACTIVITIES</b>				
Operating income (loss)	\$ 441,075	\$ (704,485)	\$ (263,410)	\$ (767,150)
Adjustments to reconcile operating income (loss) to net cash provided (used) by operating activities:				
Depreciation	135,931	41,825	177,756	145,267
Provision for bad debts	(4,729)	-	(4,729)	(4,594)
Change in assets and liabilities:				
Receivables	655,358	(1,568)	653,790	153,274
Accounts and other payables	(157,667)	(6,391)	(164,058)	(438,452)
Deferred revenue	134,729	(606)	134,123	-
Net cash provided (used) by operating activities	<u>\$ 1,204,697</u>	<u>\$ (671,225)</u>	<u>\$ 533,472</u>	<u>\$ (911,655)</u>
<b>Noncash investing, capital and financing activities:</b>				
Capital assets contributed	\$ -	\$ 95,653	\$ 95,653	\$ 46,226
Increase in fair value of investments	\$ -	\$ -	\$ -	\$ 979
Loss on disposal of capital assets	\$ -	\$ (43,361)	\$ (43,361)	\$ (133)

LAFAYETTE CITY-PARISH CONSOLIDATED GOVERNMENT  
Lafayette, Louisiana

Combining Statement of Net Assets  
Internal Service Funds  
October 31, 2008

	Central Vehicle Maintenance	Central Printing	Self- Insurance	Group Hospital- ization	Total
<b>ASSETS</b>					
<b>CURRENT ASSETS</b>					
Cash	\$ 189,953	\$ 2,691	\$ 98,346	\$ 590,391	\$ 881,381
Investments	3,515,195	47,513	1,820,671	10,920,606	16,303,985
Accounts receivable, net	923	12,888	228,200	354,605	596,616
Accrued interest receivable	37,808	511	19,583	117,459	175,361
Due from other funds	-	-	410	-	410
Inventories, net	364,204	25,420	-	-	389,624
Prepaid items	-	75,660	-	-	75,660
Total current assets	<u>4,108,083</u>	<u>164,683</u>	<u>2,167,210</u>	<u>11,983,061</u>	<u>18,423,037</u>
<b>NONCURRENT ASSETS</b>					
Capital assets:					
Buildings, net	196,380	-	-	-	196,380
Equipment, net	248,258	66,684	-	-	314,942
Total noncurrent assets	<u>444,638</u>	<u>66,684</u>	<u>-</u>	<u>-</u>	<u>511,322</u>
Total assets	<u>\$ 4,552,721</u>	<u>\$ 231,367</u>	<u>\$ 2,167,210</u>	<u>\$ 11,983,061</u>	<u>\$ 18,934,359</u>
<b>LIABILITIES AND NET ASSETS</b>					
<b>CURRENT LIABILITIES</b>					
Cash overdraft	\$ -	\$ -	\$ -	\$ 428,472	\$ 428,472
Accounts payable	735,933	9,394	102,449	35,872	883,648
Accrued salaries and benefits	49,048	3,980	-	5,939	58,967
Other payables	-	-	-	4,093	4,093
Unpaid claims liability	-	-	4,254,822	1,186,228	5,441,050
Capital lease payable	-	19,962	-	-	19,962
Accrued compensated absences	116,878	10,035	-	-	126,913
Other postemployment benefits	-	-	-	959,824	959,824
Total current liabilities	<u>901,859</u>	<u>43,371</u>	<u>4,357,271</u>	<u>2,620,428</u>	<u>7,922,929</u>
<b>NONCURRENT LIABILITIES</b>					
Claims payable	-	-	5,789,648	-	5,789,648
Capital lease payable	-	42,852	-	-	42,852
Accrued compensated absences	112,295	40,142	-	-	152,437
Total noncurrent liabilities	<u>112,295</u>	<u>82,994</u>	<u>5,789,648</u>	<u>-</u>	<u>5,984,937</u>
Total liabilities	<u>1,014,154</u>	<u>126,365</u>	<u>10,146,919</u>	<u>2,620,428</u>	<u>13,907,866</u>
<b>NET ASSETS</b>					
Invested in capital assets, net of related debt	444,638	66,684	-	-	511,322
Unrestricted (deficit)	3,093,929	38,318	(7,979,709)	9,362,633	4,515,171
Total net assets	<u>3,538,567</u>	<u>105,002</u>	<u>(7,979,709)</u>	<u>9,362,633</u>	<u>5,026,493</u>
Total liabilities and net assets	<u>\$ 4,552,721</u>	<u>\$ 231,367</u>	<u>\$ 2,167,210</u>	<u>\$ 11,983,061</u>	<u>\$ 18,934,359</u>

LAFAYETTE CITY-PARISH CONSOLIDATED GOVERNMENT  
Lafayette, Louisiana

Combining Statement of Revenues, Expenses, and Changes in Fund Net Assets  
Internal Service Funds  
For the Year Ended October 31, 2008

	Central Vehicle Maintenance	Central Printing	Self- Insurance	Group Hospital- ization	Total
Operating revenues:					
Charges for services	\$7,334,182	\$ 413,635	\$ 6,014,330	\$ 15,875,028	\$29,637,175
Miscellaneous	<u>6,377</u>	<u>140</u>	<u>705,931</u>	<u>443,127</u>	<u>1,155,575</u>
Total operating revenues	<u>7,340,559</u>	<u>413,775</u>	<u>6,720,261</u>	<u>16,318,155</u>	<u>30,792,750</u>
Operating expenses:					
Cost of services rendered	6,912,247	399,756	8,373,147	15,118,902	30,804,052
Depreciation	<u>65,990</u>	<u>22,627</u>	<u>-</u>	<u>-</u>	<u>88,617</u>
Total operating expenses	<u>6,978,237</u>	<u>422,383</u>	<u>8,373,147</u>	<u>15,118,902</u>	<u>30,892,669</u>
Operating income (loss)	<u>362,322</u>	<u>(8,608)</u>	<u>(1,652,886)</u>	<u>1,199,253</u>	<u>(99,919)</u>
Nonoperating revenues (expenses):					
Investment earnings	114,414	441	27,993	682,373	825,221
Gain (loss) on disposal of assets (net)	<u>(3,291)</u>	<u>(588)</u>	<u>-</u>	<u>-</u>	<u>(3,879)</u>
Total nonoperating revenues (expenses)	<u>111,123</u>	<u>(147)</u>	<u>27,993</u>	<u>682,373</u>	<u>821,342</u>
Income (loss) before contributions and transfers	473,445	(8,755)	(1,624,893)	1,881,626	721,423
Capital contributions	<u>4,463</u>	<u>5,625</u>	<u>-</u>	<u>-</u>	<u>10,088</u>
Change in net assets	477,908	(3,130)	(1,624,893)	1,881,626	731,511
Net assets, beginning	<u>3,060,659</u>	<u>108,132</u>	<u>(6,354,816)</u>	<u>7,481,007</u>	<u>4,294,982</u>
Net assets, ending	<u>\$3,538,567</u>	<u>\$ 105,002</u>	<u>\$(7,979,709)</u>	<u>\$ 9,362,633</u>	<u>\$ 5,026,493</u>

LAFAYETTE CITY-PARISH CONSOLIDATED GOVERNMENT  
Lafayette, Louisiana

Combining Statement of Cash Flows  
Internal Service Funds  
For the Year Ended October 31, 2008

	Central Vehicle Maintenance	Central Printing	Self- Insurance	Group Hospital- ization	Total
<b>CASH FLOWS FROM OPERATING ACTIVITIES</b>					
Receipts from insured	\$ -	\$ -	\$ 5,792,800	\$ 16,005,942	\$ 21,798,742
Receipts from customers	7,333,592	413,587	-	-	7,747,179
Payments to suppliers for goods and services	(4,903,857)	(202,879)	(1,725,986)	(1,577,636)	(8,410,358)
Payments to employees and for employee related costs	(1,664,871)	(128,345)	-	(200,641)	(1,993,857)
Payments for claims	-	-	(2,971,970)	(12,310,052)	(15,282,022)
Other receipts	6,377	140	705,931	443,127	1,155,575
Net cash provided (used) by operating activities	<u>771,241</u>	<u>82,503</u>	<u>1,800,775</u>	<u>2,360,740</u>	<u>5,015,259</u>
<b>CASH FLOWS FROM NONCAPITAL FINANCING ACTIVITIES</b>					
Increase (decrease) in cash overdraft	-	(7,817)	-	395,177	387,360
Cash received from (paid to) other funds	-	(6,033)	1,034	60,488	55,489
Net cash used by capital and related financing activities	<u>-</u>	<u>(13,850)</u>	<u>1,034</u>	<u>455,665</u>	<u>442,849</u>
<b>CASH FLOWS FROM CAPITAL AND RELATED FINANCING ACTIVITIES</b>					
Purchase of capital assets	(121,304)	-	-	-	(121,304)
Principal payments on capital lease	-	(18,478)	-	-	(18,478)
Net cash used by capital and related financing activities	<u>(121,304)</u>	<u>(18,478)</u>	<u>-</u>	<u>-</u>	<u>(139,782)</u>
<b>CASH FLOWS FROM INVESTING ACTIVITIES</b>					
Interest earnings	103,452	(71)	9,391	640,120	752,892
Sales (purchases) of investments	(640,224)	(47,513)	(1,715,656)	(2,866,634)	(5,270,027)
Net cash provided (used) by investing activities	<u>(536,772)</u>	<u>(47,584)</u>	<u>(1,706,265)</u>	<u>(2,226,514)</u>	<u>(4,517,135)</u>
Net increase (decrease) in cash and cash equivalents	113,165	2,591	95,544	589,891	801,191
Balances, beginning of the year	76,788	100	2,802	500	80,190
Balances, end of the year	<u>\$ 189,953</u>	<u>\$ 2,691</u>	<u>\$ 98,346</u>	<u>\$ 590,391</u>	<u>\$ 881,381</u>
<b>RECONCILIATION OF OPERATING INCOME (LOSS) TO NET CASH PROVIDED (USED) BY OPERATING ACTIVITIES</b>					
Operating income (loss)	\$ 362,322	\$ (8,608)	\$ (1,652,886)	\$ 1,199,253	\$ (99,919)
Adjustments to reconcile operating income (loss) to net cash provided (used) by operating activities:					
Depreciation	65,990	22,627	-	-	88,617
Change in assets and liabilities:					
Receivables	(590)	(48)	(221,530)	130,914	(91,254)
Inventories	(16,914)	(1,117)	-	-	(18,031)
Prepaid items	-	58,632	1,735,962	-	1,794,594
Accounts and other payables	360,433	11,017	1,939,229	1,030,573	3,341,252
Net cash provided (used) by operating activities	<u>\$ 771,241</u>	<u>\$ 82,503</u>	<u>\$ 1,800,775</u>	<u>\$ 2,360,740</u>	<u>\$ 5,015,259</u>
<b>Noncash investing, capital and financing activities:</b>					
Capital assets contributed	\$ 4,463	\$ 5,625	\$ -	\$ -	\$ 10,088
Increase (decrease) in fair value of investments	\$ 8,153	\$ 260	\$ 9,543	\$ 28,703	\$ 46,659
Financed capital assets	\$ -	\$ -	\$ -	\$ -	\$ -
Gain (loss) on disposal of capital assets	\$ (3,291)	\$ (588)	\$ -	\$ -	\$ (3,879)

LAFAYETTE CITY-PARISH CONSOLIDATED GOVERNMENT  
Lafayette, Louisiana

Balance Sheet  
Component Units  
Criminal Court Fund  
October 31, 2008

ASSETS

Cash	\$ 100
Due from primary government	1,467,781
Due from other governmental agencies	<u>402,018</u>
Total assets	<u>\$ 1,869,899</u>

LIABILITIES

Cash overdraft	\$ 1,773,925
Accounts payable	14,889
Accrued liabilities	<u>81,085</u>
Total liabilities	<u>\$ 1,869,899</u>

LAFAYETTE CITY-PARISH CONSOLIDATED GOVERNMENT  
Lafayette, Louisiana

Reconciliation of the Governmental Fund Balance Sheet  
To the Statement of Net Assets  
Component Units  
Criminal Court Fund  
October 31, 2008

Total fund balance - governmental fund at October 31, 2008	\$ -
Total net assets reported for governmental activities in the statement of net assets is different because:	
Capital assets used in governmental activities are not financial resources and, therefore, are not reported in the funds. Those assets consist of:	
Furniture and equipment, net of \$92,507 accumulated depreciation	<u>42,254</u>
Total net assets of governmental activities at October 31, 2008	<u>\$ 42,254</u>

LAFAYETTE CITY-PARISH CONSOLIDATED GOVERNMENT  
Lafayette, Louisiana

Budgetary Comparison Schedule  
Component Units  
Criminal Court Fund  
For the Year Ended October 31, 2008

	Original Budget	Amended Budget	Actual	Variance with Final Budget Positive (Negative)
Revenues:				
Charges for services	\$ 30,900	\$ 30,900	\$ 45,817	\$ 14,917
Fines and forfeits	718,000	724,000	831,556	107,556
Miscellaneous	<u>980,541</u>	<u>1,055,632</u>	<u>922,812</u>	<u>(132,820)</u>
Total revenues	1,729,441	1,810,532	1,800,185	(10,347)
Expenditures:				
Current -				
General government	<u>3,363,961</u>	<u>3,444,272</u>	<u>3,267,966</u>	<u>176,306</u>
Deficiency of revenues over expenditures	(1,634,520)	(1,633,740)	(1,467,781)	165,959
Other financing sources:				
Transfers from primary government	<u>1,634,520</u>	<u>1,633,740</u>	<u>1,467,781</u>	<u>(165,959)</u>
Net change in fund balance	-	-	-	-
Fund balance, beginning	<u>-</u>	<u>-</u>	<u>-</u>	<u>-</u>
Fund balance, ending	<u>\$ -</u>	<u>\$ -</u>	<u>\$ -</u>	<u>\$ -</u>



LAFAYETTE CITY-PARISH CONSOLIDATED GOVERNMENT  
Lafayette, Louisiana

Reconciliation of the Statement of Revenues, Expenditures, and Change in  
Fund Balance of the Governmental fund to the Statement of Activities  
Component Units  
Criminal Court Fund  
For the Year Ended October 31, 2008

Net change in fund balance at October 31, 2008 per statement of revenues, expenditures and changes in fund balances	\$ -
The change in net assets reported for governmental activities in the statement of activities is different because:	
Governmental funds report capital outlays as expenditures. However, in the statement of activities, the cost of those assets is allocated over their estimated useful lives and reported as depreciation expense.	
Capital outlay which is considered expenditures on the statement of revenues, expenditures and changes in fund balances	\$ 3,111
Depreciation expense for the year ended October 31, 2008	<u>(8,984)</u> <u>(5,873)</u>
Total changes in net assets at October 31, 2008 per statement of activities	<u>\$ (5,873)</u>

LAFAYETTE CITY-PARISH CONSOLIDATED GOVERNMENT  
LAFAYETTE, LOUISIANA

STATEMENT OF REVENUES, EXPENSES, AND CHANGES IN  
FUND NET ASSETS  
UTILITIES SYSTEM FUND

For the Year Ended October 31, 2008


	Electric	Water	Sewer	Total
Operating revenues:				
General customers	\$ 65,781,672	\$ 10,857,245	\$ 21,057,613	\$ 97,696,530
Municipality	735,315	116,977	181,657	1,033,949
Sales to other public utilities	1,329,215	2,693,449	611,778	4,634,442
Other sales to public authorities	3,540,113	95,135	42,009	3,677,257
Interdepartmental sales	1,156,515	516,842	128,374	1,801,731
Fuel clause adjustment	118,299,538	-	-	118,299,538
Miscellaneous	4,789,934	-	-	4,789,934
Total operating revenues	195,632,302	14,279,648	22,021,431	231,933,381
Operating expenses:				
Production and collection	138,061,317	3,849,924	3,307,701	145,218,942
Distributions and treatment	11,032,887	1,585,008	5,616,990	18,234,885
Customers' accounting and collecting	2,464,104	1,111,840	1,036,526	4,612,470
Sales promotion expenses	67,450	-	-	67,450
Administrative and general	8,754,844	3,273,567	4,237,197	16,265,608
Transfers to City in lieu of taxes	15,856,677	1,157,415	1,784,914	18,799,006
Amortization of utilities plant acquisition adjustments	1,734,518	-	-	1,734,518
Depreciation	11,951,223	2,383,152	3,777,974	18,112,349
Total operating expenses	189,923,020	13,360,906	19,761,302	223,045,228
Operating income (loss)	\$ 5,709,282	\$ 918,742	\$ 2,260,129	8,888,153
Nonoperating revenues (expenses):				
Investment earnings				5,491,046
Interest expense				(8,254,388)
Amortization of debt premium and issue costs, net				108,772
FEMA grant revenue				3,592,951
FEMA grant expenses				(3,658,750)
Other, net				12,675
Total nonoperating revenues(expenses)				(2,707,694)
Income before contributions and transfers				6,180,459
Capital contributions				1,461,830
Change in net assets				7,642,289
Net assets, beginning				457,443,510
Net assets, ending				\$465,085,799

**COMPLIANCE AND INTERNAL CONTROL**

**AND**

**OTHER GRANT INFORMATION**

LAFAYETTE  
CONSOLIDATED  
GOVERNMENT



**This page intentionally left blank.**

# KOLDER, CHAMPAGNE, SLAVEN & COMPANY, LLC

CERTIFIED PUBLIC ACCOUNTANTS

C. Burton Kolder, CPA\*  
Russell F. Champagne, CPA\*  
Victor R. Slaven, CPA\*  
P. Troy Courville, CPA\*  
Gerald A. Thibodeaux, Jr., CPA\*  
Robert S. Carter, CPA\*  
Arthur R. Mixon, CPA\*

Tynes E. Mixon, Jr., CPA  
Allen J. LaBry, CPA  
Albert R. Leger, CPA, PFS, CSA\*  
Penny Angelle Scroggins, CPA  
Christine L. Cousin, CPA  
Mary T. Thibodeaux, CPA  
Marshall W. Guidry, CPA  
Alan M. Taylor, CPA  
James R. Roy, CPA  
Robert J. Metz, CPA  
Kelly M. Doucet, CPA  
Cheryl L. Bartley, CPA, CVA  
Mandy B. Self, CPA  
Paul L. Delcambre, Jr. CPA  
Wanda F. Arcement, CPA  
Kristin B. Dauzat, CPA  
Richard R. Anderson Sr., CPA  
Carolyn C. Anderson, CPA

Retired:  
Conrad O. Chapman, CPA\* 2006  
Harry J. Clostio, CPA 2007

\* A Professional Accounting Corporation

## OFFICES

183 South Beadle Rd.  
Lafayette, LA 70508  
Phone (337) 232-4141  
Fax (337) 232-8660

450 East Main Street  
New Iberia, LA 70560  
Phone (337) 387-9204  
Fax (337) 387-9208

113 East Bridge St.  
Breaux Bridge, LA 70517  
Phone (337) 332-4020  
Fax (337) 332-2887

200 South Main Street  
Abbeville, LA 70510  
Phone (337) 893-7944  
Fax (337) 893-7946

1234 David Dr. Ste 203  
Morgan City, LA 70380  
Phone (985) 384-2020  
Fax (985) 384-3020

1013 Main Street  
Franklin, LA 70538  
Phone (337) 828-0272  
Fax (337) 828-0290

408 West Cotton Street  
Ville Platte, LA 70586  
Phone (337) 363-2792  
Fax (337) 363-3049

133 East Waddill St.  
Marksville, LA 71351  
Phone (318) 253-9252  
Fax (318) 253-8681

332 West Sixth Avenue  
Oberlin, LA 70655  
Phone (337) 639-4737  
Fax (337) 639-4568

621 Main Street  
Pineville, LA 71360  
Phone (318) 442-4421  
Fax (318) 442-9833

WEB SITE:  
[WWW.KCSRCPAS.COM](http://WWW.KCSRCPAS.COM)

## REPORT ON INTERNAL CONTROL OVER FINANCIAL REPORTING AND ON COMPLIANCE AND OTHER MATTERS BASED ON AN AUDIT OF FINANCIAL STATEMENTS PERFORMED IN ACCORDANCE WITH GOVERNMENT AUDITING STANDARDS

To the Lafayette City-Parish  
Council of Lafayette, Louisiana

We have audited the financial statements of the governmental activities, the business-type activities, the aggregate discretely presented component units, each major fund, and the aggregate remaining fund information of the Lafayette City-Parish Consolidated Government, (the Government) as of and for the year ended October 31, 2008, which collectively comprise the Government's basic financial statements and have issued our report thereon dated May 29, 2009. We conducted our audit in accordance with auditing standards generally accepted in the United States of America and the standards applicable to financial audits contained in Government Auditing Standards, issued by the Comptroller General of the United States.

### Internal Control Over Financial Reporting

In planning and performing our audit, we considered the Government's internal control over financial reporting as a basis for designing our auditing procedures for the purpose of expressing our opinions on the financial statements, but not for the purpose of expressing an opinion on the effectiveness of the Government's internal control over financial reporting. Accordingly, we do not express an opinion on the effectiveness of the Government's internal control over financial reporting.

Our consideration of internal control over financial reporting was for the limited purpose described in the preceding paragraph and would not necessarily identify all deficiencies in internal control over financial reporting that might be significant deficiencies or material weaknesses. However, as discussed below, we identified no deficiencies in internal control over financial reporting that we consider to be significant deficiencies.

A control deficiency exists when the design or operation of a control does not allow management or employees, in the normal course of performing their assigned functions, to prevent or detect misstatements on a timely basis. A significant deficiency is a control deficiency, or combination of control deficiencies, that adversely affects the Government's ability to initiate, authorize, record, process, or report financial data reliably in accordance with generally accepted accounting principles such that there is more than a remote likelihood that a misstatement of the Government's financial statements that is more than inconsequential will not be prevented or detected by the Government's internal control.

A material weakness is a significant deficiency, or combination of significant deficiencies, that results in more than a remote likelihood that a material misstatement of the financial statements will not be prevented or detected by the Government's internal control.

Our consideration of the internal control over financial reporting was for the limited purpose described in the first paragraph of this section and would not necessarily identify all deficiencies in the internal control that might be significant deficiencies or material weaknesses. We did not identify any deficiencies in internal control over financial reporting that we consider to be material weaknesses, as defined above.

#### Compliance and Other Matters

As part of obtaining reasonable assurance about whether the Government's financial statements are free of material misstatement, we performed tests of its compliance with certain provisions of laws, regulations, contracts, and grant agreements, noncompliance with which could have a direct and material effect on the determination of financial statement amounts. However, providing an opinion on compliance with those provisions was not an objective of our audit, and accordingly, we do not express such an opinion. The results of our tests disclosed instances of noncompliance or other matters that are required to be reported under Government Auditing Standards and which are described in the accompanying summary schedule of current and prior year audit findings and corrective action plan as items 08-1 (C) and 08-2 (C).

We noted certain matters that we reported to management of the Government in a separate letter dated May 29, 2009.

The Government's responses to the findings identified in our audit are described in the accompanying summary schedule of current and prior year audit findings and corrective action plan. We did not audit the Government's response and, accordingly, we express no opinion on it.

This report is intended for the information of the Government, the Government's management, and federal awarding agencies and pass-through entities and is not intended to be and should not be used by anyone other than these specified parties. However, this report is a matter of public record and its distribution is not limited.

***Kolder, Champagne, Slaven & Company, LLC***  
Certified Public Accountants

Lafayette, Louisiana  
May 29, 2009

# KOLDER, CHAMPAGNE, SLAVEN & COMPANY, LLC

CERTIFIED PUBLIC ACCOUNTANTS

C. Burton Kolder, CPA\*  
Russell F. Champagne, CPA\*  
Victor R. Slaven, CPA\*  
P. Troy Courville, CPA\*  
Gerald A. Thibodeaux, Jr., CPA\*  
Robert S. Carter, CPA\*  
Arthur R. Mixon, CPA\*

Tynes E. Mixon, Jr., CPA  
Allen J. LaBry, CPA  
Albert R. Leger, CPA, PFS, CSA\*  
Penny Angelle Scruggins, CPA  
Christine L. Cousin, CPA  
Mary T. Thibodeaux, CPA  
Marshall W. Guidry, CPA  
Alan M. Taylor, CPA  
James R. Roy, CPA  
Robert J. Metz, CPA  
Kelly M. Doucet, CPA  
Cheryl L. Bartley, CPA, CVA  
Mandy B. Self, CPA  
Paul L. Delcambre, Jr. CPA  
Wanda F. Arcement, CPA  
Kristin B. Dauzat, CPA  
Richard R. Anderson Sr., CPA  
Carolyn C. Anderson, CPA

Retired:  
Conrad O. Chapman, CPA\* 2006  
Harry J. Clostio, CPA 2007

\* A Professional Accounting Corporation

## OFFICES

183 South Beadle Rd.  
Lafayette, LA 70508  
Phone (337) 232-4141  
Fax (337) 232-8660

450 East Main Street  
New Iberia, LA 70560  
Phone (337) 367-9204  
Fax (337) 367-9208

113 East Bridge St.  
Breaux Bridge, LA 70517  
Phone (337) 332-4020  
Fax (337) 332-2867

200 South Main Street  
Abbeville, LA 70510  
Phone (337) 893-7944  
Fax (337) 893-7946

1234 David Dr. Ste 203  
Morgan City, LA 70380  
Phone (985) 384-2020  
Fax (985) 384-3020

1013 Main Street  
Franklin, LA 70538  
Phone (337) 828-0272  
Fax (337) 828-0290

408 West Cotton Street  
Ville Platte, LA 70586  
Phone (337) 363-2792  
Fax (337) 363-3049

133 East Waddil St.  
Marksville, LA 71351  
Phone (318) 253-9252  
Fax (318) 253-9251

332 West Sixth Avenue  
Oberlin, LA 70655  
Phone (337) 639-4737  
Fax (337) 639-4568

621 Main Street  
Pineville, LA 71360  
Phone (318) 442-4421  
Fax (318) 442-9833

WEB SITE:  
WWW.KCSRCPAS.COM

## REPORT ON COMPLIANCE WITH REQUIREMENTS APPLICABLE TO EACH MAJOR PROGRAM AND ON INTERNAL CONTROL OVER COMPLIANCE IN ACCORDANCE WITH OMB CIRCULAR A-133

To the Lafayette City-Parish  
Council of Lafayette, Louisiana

### Compliance

We have audited the compliance of the Lafayette City-Parish Consolidated Government (the Government) with the types of compliance requirements described in the U. S. Office of Management and Budget (OMB) Circular A-133 Compliance Supplement that are applicable to each of its major federal programs for the year ended October 31, 2008. The Government's major federal programs are identified in the summary of auditor's results section of the accompanying schedule of findings and questioned costs. Compliance with the requirements of laws, regulations, contracts, and grants applicable to each of its major federal programs is the responsibility of the Government's management. Our responsibility is to express an opinion on the Government's compliance based on our audit.

We conducted our audit of compliance in accordance with auditing standards generally accepted in the United States of America; the standards applicable to financial audits contained in Government Auditing Standards, issued by the Comptroller General of the United States; and OMB Circular A-133, Audits of States, Local Governments and Non-Profit Organizations. Those standards and OMB Circular A-133 require that we plan and perform the audit to obtain reasonable assurance about whether noncompliance with the types of compliance requirements referred to above that could have a direct and material effect on a major federal program occurred. An audit includes examining, on a test basis, evidence about the Government's compliance with those requirements and performing such other procedures as we considered necessary in the circumstances. We believe that our audit provides a reasonable basis for our opinion. Our audit does not provide a legal determination of the Government's compliance with those requirements.

In our opinion, Lafayette City-Parish Consolidated Government complied, in all material respects, with the requirements referred to above that are applicable to each of its major federal programs for the year ended October 31, 2008. However, the results of our auditing procedures disclosed instances of noncompliance with those requirements, which are required to be reported in accordance with OMB Circular A-133 and which are described in the accompanying summary schedule of current and prior year audit findings and corrective action plan as item 08-1 (C).

## Internal Control Over Compliance

The management of the Government is responsible for establishing and maintaining effective internal control over compliance with the requirements of laws, regulations, contracts, and grants applicable to federal programs. In planning and performing our audit, we considered the Government's internal control over compliance with requirements that could have a direct and material effect on its major federal programs in order to determine our auditing procedures for the purpose of expressing our opinion on compliance, but not for the purpose of expressing an opinion on the effectiveness of internal control over compliance. Accordingly, we do not express an opinion on the effectiveness of the Government's internal control over compliance.

A control deficiency in an entity's internal control over compliance exists when the design or operation of a control does not allow management or employees, in the normal course of performing their assigned functions, to prevent or detect noncompliance with a type of compliance requirement of a federal program on a timely basis. A significant deficiency is a control deficiency, or combination of control deficiencies, that adversely affects the entity's ability to administer a federal program such that there is more than a remote likelihood that noncompliance with a type of compliance requirement of a federal program that is more than inconsequential will not be prevented or detected by the entity's internal control.

A material weakness is a significant deficiency, or combination of significant deficiencies, that results in more than a remote likelihood that material noncompliance with a type of compliance requirement of a federal program will not be prevented or detected by the entity's internal control.

Our consideration of internal control over compliance was for the limited purpose described in the first paragraph of this section and would not necessarily identify all deficiencies in internal control that might be significant deficiencies or material weaknesses. We did not identify any deficiencies in internal control over compliance that we consider to be material weaknesses, as defined above.

This report is intended solely for the information of the Government, the Government's management, and federal awarding agencies and pass-through entities and is not intended to be and should not be used by anyone other than these specified parties. However, this report is a matter of public record and its distribution is not limited.

***Kolder, Champagne, Slaven & Company, LLC***  
Certified Public Accountants

Lafayette, Louisiana  
May 29, 2009



LAFAYETTE CITY-PARISH CONSOLIDATED GOVERNMENT  
Lafayette, Louisiana

Schedule of Expenditures of Federal Awards  
For the Year Ended October 31, 2008

Federal Grantor/Pass-Through Grantor/Program Title	CFDA Number	Federal Assistance I.D. Number	Pass- Through Grantor's Number	Current Year Expenditures	Amounts Provided to Subrecipients
Direct Programs:					
U.S. Department of Transportation and Development -					
Federal Transit Formula Grants	20.507	LA-90-X286	N/A	\$ 18,210	-
	20.507	LA-90-X307	N/A	600	-
	20.507	LA-90-X320	N/A	1,675,356	-
	20.507	LA-90-X242	N/A	7,084	-
	20.507	LA-90-X251	N/A	6,905	-
	20.507	LA-90-X265	N/A	30,532	-
	20.507	LA-90-X277	N/A	3,518	-
	20.507	LA-03-0065	N/A	237	-
				<u>1,742,442</u>	<u>-</u>
Job Access - Reverse Commute	20.516	LA-37-X011	N/A	<u>54,256</u>	<u>-</u>
U.S. Department of Housing and Urban Development -					
HOME	14.239	M-06-MC-22-0202	N/A	210,912	-
HOME	14.239	M-07-MC-22-0202	N/A	566,946	-
HOME	14.239	M-08-MC-22-0202	N/A	9,510	-
HOME	14.239	M-05-MC-22-0202	N/A	70,832	-
				<u>858,200</u>	<u>-</u>
CDBG	14.218	B-07-MC-22-0003	N/A	1,142,267	150,000
CDBG	14.218	B-08-MC-22-0003	N/A	55,280	-
CDBG	14.218	B-03-MC-22-0003	N/A	2,350	-
CDBG	14.218	B-04-MC-22-0003	N/A	44,501	-
				<u>1,244,398</u>	<u>150,000</u>
U.S. Department of Justice -					
Justice Assistance Grant Program	16.438	LA-48-X004	N/A	267,146	-
Justice Assistance Grant Program	16.438	2005-DJ-BX-0813	N/A	25,915	-
				<u>293,061</u>	<u>-</u>
Safe Haven	16.527	2005-CW-AX-0014	N/A	<u>121,961</u>	<u>-</u>
U.S. Department of Homeland Security -					
Fire Prevention	97.044	EMW-2007-FP-02215	N/A	<u>35,779</u>	<u>-</u>
Total direct programs				<u>4,350,097</u>	<u>150,000</u>

(continued)

LAFAYETTE CITY-PARISH CONSOLIDATED GOVERNMENT  
Lafayette, Louisiana

Schedule of Expenditures of Federal Awards (Continued)  
For the Year Ended October 31, 2008

Federal Grantor/Pass-Through Grantor/Program Title	CFDA Number	Federal Assistance I.D. Number	Pass- Through Grantor's Number	Current Year Expenditures	Amounts Provided to Subrecipients
Pass-through Programs:					
U.S. Department of Housing and Urban Development -					
Louisiana Department of Social Services:					
Emergency Shelter Grant	14.231	N/A	636062	22,446	22,446
Emergency Shelter Grant	14.231	N/A	650106	121,765	121,765
				<u>144,211</u>	<u>144,211</u>
Homeless Prevention and Rapid Rehousing	N/A	N/A	N/A	43,519	-
U.S. Department of Labor -					
State Department of Labor:					
LA Workforce Commission -					
Adult Program	17.258	N/A	00/04LWIA41-1-B	649,094	-
10% Funds	17.258,259,260	N/A	00/04LWIA41-1-B	140,000	-
Youth Activities	17.259	N/A	00/04LWIA41-1-B	434,436	-
Dislocated Workers	17.260	N/A	00/04LWIA41-1-B	51,326	-
National Reserve-Dislocated Workers	17.260	N/A	00/04LWIA41-1-B	46,275	-
Disability Program Navigator	17.266	N/A	00/04LWIA41-1-B	27,965	-
National Reserve-Hurricane Gustav	17.260	N/A	00/04LWIA41-1-B	110,578	-
				<u>1,459,674</u>	<u>-</u>
State Department of Education:					
Jobs for America's Graduates	17.207	N/A	2708J12S	52,170	-
U.S. Department of Transportation					
Federal Highway Administration -					
Louisiana Department of Transportation and Development:					
Highway Planning and Construction	20.205	PL-0011(032)	736-28-0048	81,993	-
Highway Planning and Construction	20.205	STP-2808(503)	700-28-0217	10,291	-
Highway Planning and Construction	20.205	PL-0011(031)	736-28-0046	219,197	-
Highway Planning and Construction	20.205	STP-2805(501)	736-28-0042	197,578	-
Highway Planning and Construction	20.205	STP-2805(502)	736-28-0043	116,316	-
Highway Planning and Construction	20.205	HP-T021(024)	700-28-0208	71,226	-
				<u>696,601</u>	<u>-</u>
Compensatory Mitigation	N/A	0090 (801)	N/A	3,173	-
Alcohol Open Containers	20.607	HRRR-2807(506)	737-28-0005	45,178	-
Section 402 Funds	20.600	PT-08-27-00-00	630202/659714	65,581	-
Recreational Trails Grant	20.219	NRT-RT05(001)	745-28-0003	54,221	-
Federal Transit Administration -					
Louisiana Department of Transportation and Development:					
Metropolitan Planning Grants	20.505	LA-80-XO15	741-28-0002	8,883	-
Metropolitan Planning Grants	20.505	LA-80-XO17	741-28-0004	4,900	-
Metropolitan Planning Grants	20.505	LA-80-XO16	741-28-0003	25,620	-
				<u>39,403</u>	<u>-</u>

(continued)

LAFAYETTE CITY-PARISH CONSOLIDATED GOVERNMENT  
Lafayette, Louisiana

Schedule of Expenditures of Federal Awards (Continued)  
For the Year Ended October 31, 2008

Federal Grantor/Pass-Through Grantor/Program Title	CFDA Number	Federal Assistance I.D. Number	Pass- Through Grantor's Number	Current Year Expenditures	Amounts Provided to Subrecipients
U.S. Department of Justice -					
Louisiana Commission of Law Enforcement:					
Violence Against Women Act	16.588	N/A	M05-4-005	1,363	-
Violence Against Women Act	16.588	N/A	B06-4-005	6,430	-
				<u>7,793</u>	-
Byrne Grant	16.738	N/A	B05-4-022	14,505	-
Byrne Grant	16.738	N/A	B05-4-023	67,877	-
				<u>82,382</u>	-
Drug Enforcement Administration	N/A	N/A	N/A	<u>12,719</u>	-
U.S. Department of Homeland Security -					
Governor's Office of Homeland Security and Emergency Preparedness:					
Homeland Security Grant Program	97.067	2007-GE-T7-0019	X07-4-013	24,260	-
Homeland Security Grant Program	97.067	2006-GE-T6-0069	X06-4-013	27,532	-
				<u>51,792</u>	-
Hazard Mitigation Grant	97.039	1603-DR-LA Project#2	N/A	176,440	-
Disaster Grants	97.036	1607-DR-LA	1607-055-0001	5,948	-
Disaster Grants	97.036	1603-DR-LA	1603-055-0001	15,540	-
Disaster Grants	97.036	1607-DR-LA	1607-055-0003	14,496	-
Disaster Grants	97.036	FEMA Disaster No. 1786	055-UPJK2-00 & 055-UPJH2-00	7,625,128	-
				<u>7,661,112</u>	-
U.S. Department of Education -					
Louisiana Department of Education:					
Drug Free Schools and Communities Act	84.186	N/A	654889	39,201	-
Drug Free Schools and Communities Act	84.186	Q186B070020	654889	9,147	-
				<u>48,348</u>	-
U.S. Department of Agriculture -					
Louisiana Department of Education:					
National School Lunch Program	10.555	N/A	N/A	32,371	-
U.S. Department of Health and Human Services -					
Louisiana Workforce Commission:					
Temporary Assistance for Needy Families/Strategies to Empower People	93.558	N/A	N/A	56,863	-
Louisiana Department of Health and Hospitals:					
Temporary Assistance for Needy Families	93.558	N/A	N/A	143,127	-
Governor's Initiative Health Grant	93.243	N/A	655734	82,426	-
Social Services Block Grant	93.667	N/A	645961	204,655	-
Total indirect programs				<u>11,163,759</u>	<u>144,211</u>
TOTAL FEDERAL AWARDS				<u>\$ 15,513,856</u>	<u>\$ 294,211</u>

LAFAYETTE CITY-PARISH CONSOLIDATED GOVERNMENT  
Lafayette, Louisiana

Notes to the Schedule of Expenditures of Federal Awards  
For the Year Ended October 31, 2008

(1) Basis of Presentation

The accompanying schedule of expenditures of federal awards includes the federal grant activity of Lafayette Consolidated Government and is presented on the modified accrual basis of accounting and the accrual basis, as appropriate, which is described in Note 1 of the Financial Statements of the Government's financial statements. The information in this schedule is presented in accordance with the requirements of OMB Circular A-133, "Audits of States, Local Governments, and Non-Profit Organizations." Therefore, some amounts presented in this schedule may differ from amounts presented in, or used in the preparation of, the basic financial statements.

(2) Relationship to Financial Statements

Federal awards revenues are reported in Lafayette Consolidated Government's financial statements as follows:

Major governmental funds:	
General Fund	\$ 371,295
Sales Tax Capital Improvements	248,819
Nonmajor governmental funds:	
Special revenue funds	<u>11,223,012</u>
Total governmental funds	11,843,126
Proprietary funds	<u>3,670,730</u>
Total	<u>\$ 15,513,856</u>

(3) Federal Emergency Management Agency (FEMA) Expenditures

The schedule of expenditures of federal awards includes expenditures relative to Hurricane Gustav (CFDA No. 97.036) that are based upon management's estimates. The estimated amounts were calculated utilizing historical allowable percentages of expenditures as determined by FEMA.

LAFAYETTE CITY-PARISH CONSOLIDATED GOVERNMENT  
Lafayette, Louisiana

Schedule of Findings and Questioned Costs  
For the Year Ended October 31, 2008

Part I. Summary of Auditor's Results:

1. The auditor's report expresses an unqualified opinion on the financial statements.
2. No deficiencies in internal control were disclosed by the audit of the financial statements.
3. Two instances of noncompliance not considered material to the financial statements, which would be required to be reported in accordance with Government Auditing Standards, were disclosed during the audit.
4. No significant deficiencies in internal control over major federal award programs were disclosed by the audit of the financial statements.
5. An unqualified opinion was issued on compliance for the major federal programs.
6. The audit disclosed no findings that are required to be reported in accordance with Section 510(a) of OMB Circular A-133.
7. The following programs were considered to be major programs: Community Development Block Grant (14.218), Home Investment Partnership Program (14.239), Federal Transit Formula Grants (20.507), LA DOTD-Highway Planning and Construction (20.2050) and Federal Emergency Management Agency (97.036).
8. The dollar threshold used to distinguish between Type A and Type B programs, as described in Section 520(b) of OMB Circular A-133 was \$465,320.
9. The auditee did not qualify as a low-risk auditee under Section 530 of OMB Circular A-133.

Part II. Findings which are required to be reported in accordance with generally accepted Governmental Auditing Standards:

Compliance Findings –

See Compliance Findings 08-1 (C) and 08-2 (C) on the Summary Schedule of Current and Prior Year Audit Findings and Corrective Action Plan.

Internal Control –

There are no findings.

Part III. Findings and questioned costs for Federal awards which include audit findings as defined in Section 510(a) of OMB Circular A-133:

See Compliance Findings 08-1 (C) on the Summary Schedule of Current and Prior Year Audit Findings and Corrective Action Plan.

LAFAYETTE CITY-PARISH CONSOLIDATED GOVERNMENT  
Lafayette, Louisiana

Summary Schedule of Current and Prior Year Audit Findings  
and Corrective Action Plan  
For the Year Ended October 31, 2008

Ref. No	Fiscal Year Finding Initially Occurred	Description of Finding	Corrective Action Taken
<u>CURRENT YEAR (10/31/08)</u>			
<u>Compliance:</u>			
08-1 (C)	2008	The Government did not comply with the Grants Management Common Rule Section 35, which requires that grantees not make any award or permit any award to any party which is debarred or suspended or is otherwise ineligible for participation in federal assistance programs under Executive Order 12549. The Government awarded contracts in the Community Development Block Grant Program and the H.O.M.E. Investment Partnership Program without verifying whether the contracting party was debarred or suspended.	No
08-2 (C)	2008	State law requires audit reports to be completed and submitted six months after the fiscal year. The Government's audit report was not complete until after the deadline imposed by State law.	No
<u>Management Letter:</u>			
08-3 (ML)	2008	Management should review the Government's accounting software system for capital projects in order to enhance the tracking of available information for accounting and other departments. This should allow better interfacing of information and provide increased efficiencies.	No

Corrective Action Plan	Name of Contact Person	Anticipated Date of Completion
<p>It was noted that the verification of compliance with 24 CFR 570.609 and 24 CFR 85.35 was not located in the files reviewed by the auditors. However, no awards were made to debarred or suspended parties. To ensure evidence of compliance, copies of the Excluded Parties List search will be included in the financial management file of each funded project. Contractors will be required to sign the Certification of Nonprocurement Debarment and Suspension for supplied by the auditors. Record of these completed forms will be kept in the Contract files located in the Government's Purchasing Division.</p>	Melinda Felps, Accounting Manager	6/30/2009
<p>The audit report was not completed this year within the required six month period due to extenuating circumstances. The audit firm that had been conducting the Lafayette Consolidated Government (LCG) audit for many years notified the LCG on the last day of the 07-08 fiscal year that they would not accept the engagement. The LCG then quickly moved to approve and appoint another firm on November 19, 2008. Because of this delay in the beginning of the audit and the additional obstacles of a new firm conducting the audit for the first time, LCG requested and received an extension of time in which to file the annual financial report from the Legislative Auditor. The request was granted on March 26, 2009 by the Legislative Auditor to file the report by July 31, 2009, with a compliance finding for late submission. The LCG will meet that deadline and does not anticipate any further delays in future reports.</p>	Becky Lalumia, Chief Financial Officer	N/A
<p>The LCG is in the process of implementing a new Enterprise Resource Planning Software system. The anticipated "go-live" date is September 1, 2009. This system will replace the financial management, purchasing, budgeting, payroll, and human resource applications. This new system will have enhanced functionality, including project management capability, and will allow for better interfacing and tracking of information between departments.</p>	Becky Lalumia, Chief Financial Officer	9/1/2009

(continued)

LAFAYETTE CITY-PARISH CONSOLIDATED GOVERNMENT  
Lafayette, Louisiana

Summary Schedule of Current and Prior Year Audit Findings  
and Corrective Action Plan (Continued)  
For the Year Ended October 31, 2008

Ref. No	Fiscal Year Finding Initially Occurred	Description of Finding	Corrective Action Taken
<u>Management Letter (continued):</u>			
08-4 (ML)	2008	The Government should evaluate the reasonableness and necessity of meals purchased for meetings under the F.H.W.A. grants. Though there is proper documentation for each meal reimbursed by the granting agency, the frequency of meals purchased is a concern. Conversations with grant management indicated that one of the main resources for providing meals at certain meetings was to encourage attendance. Other alternatives should be examined to encourage meeting attendance. Management should consider a more conservative approach for meals purchased for meetings to ensure that all purchases are reasonable and necessary for grant operations.	No
08-5 (ML)	2008	Lafayette Utilities System general ledger fixed asset accounts should be reconciled to property management records' detailed listings on a quarterly basis.	No
08-6 (ML)	2007	Risk Management has its own software to track amounts paid, subrogations received and reserve amounts for each of the Government's claims. Each year, the information generated by this software is reconciled to the information in the Government's accounting records. When comparing the Risk Management yearly summary report to the Government's general ledger there were differences in expenditure amounts.	No



Corrective Action Plan	Name of Contact Person	Anticipated Date of Completion
<p>Lafayette Consolidated Government has reevaluated the reasonableness of providing sandwiches/meals for noontime or evening meetings for various Metropolitan Planning Organization (MPO) committee meetings. These committees typically meet once per month, however, there are approximately five committees. The lunch/evening meal consists of quarter sandwiches, wraps, and/or pizza. Attendees, who are volunteers for the various MPO committees, are attending during their lunch hour or after hours from their normal work day. They are taking time to volunteer service to these committees which represents a relatively large commitment of time on their behalf. The LCG believes continuation of providing light meals helps ensure quorums are present so that the business associated with each committee can proceed. Therefore, it is the LCG's assessment, that the current approach is an eligible expense, documentation is provided, and the cost of such meals represents less than 1% of the MPO planning budget.</p>	Melinda Felts, Accounting Manager	N/A
<p>Lafayette Consolidated Government is replacing its financial management and purchasing division software applications with a new Enterprise Resource Planning System. The anticipated "go-live" date is September 1, 2009. With the implementation of this new system, the general ledger fixed assets and the property management records will be part of the same database, instead of residing in two different applications that require reconciliation. Reconciliation between the two applications will be completed before the "go-live" date; with reconciled accounts being placed into the new system. This finding is not expected to re-occur.</p>	Becky Lalumia, Chief Financial Officer	9/1/2009
<p>Risk Management's monthly transactional reports are being properly reconciled to the accounting records on a monthly basis. The annual summary report is used by Risk Management for purposes and analysis which may not be applicable to the financial reporting. Management understands that differences may be present. LCG will schedule a meeting with its auditors to review the reports in question and any deficiencies noted will be corrected before the end of the current fiscal year.</p>	Melinda Felts, Accounting Manager	6/30/2009

LAFAYETTE CITY-PARISH CONSOLIDATED GOVERNMENT  
Lafayette, Louisiana

Summary Schedule of Current and Prior Year Audit Findings  
and Corrective Action Plan (Continued)  
For the Year Ended October 31, 2008

Ref. No	Fiscal Year Finding Initially Occurred	Description of Finding	Corrective Action Taken
CURRENT YEAR (10/31/07)			
2007-1	2006	The Vehicle Maintenance inventory listing needs to be reconciled to the year-end count and all differences accounted for and corrected, as applicable. In addition, the unit pricing calculation needs to be reviewed to determine how and why the system is not calculating the unit prices correctly and action taken to ensure accurate data.	Yes
2007-2	2007	Group insurance disbursements testing resulted in a discrepancy between the pay history and the calculated deductibles on the computer system. The reason for the discrepancy could not be explained.	Yes
2007-3	2007	Weaknesses in internal control related to disbursements were encountered regarding proper voiding of checks and obtaining legitimate business receipts to support Museum Fund exhibit disbursements.	Yes
2007-4	2007	Rental fees for the Heymann Commission Fund were not consistently charged to all customers in accordance with the rental rates schedule.	Yes
2007-5	2007	Regarding the DHH Behavioral Health Grant, the following was noted: (1) some expenditures were not allowable under the grant contract (2) administrative costs were not properly calculated, (3) requests prepared did not properly calculate federal and state amounts, and (4) grant equipment was not properly tagged.	Yes
2007-6	2007	Depreciation schedules were not accurately prepared for the following departments: Central Printing, Central Vehicle Maintenance, and Animal Shelter.	Yes
2007-7	2007	The Government was unable to reconcile the activity in the Risk Management system to the accounting records.	Yes
2007-8	2007	The Utility Fund inventory listing of materials and supplies contained keypunch errors and errors in unit prices.	Yes
2007-9	2007	The FTA quarterly report for LA-90-X286-00 for the period July 1, 2007 through September 30, 2007 for the federal share of outlays was incorrect.	Yes

LAFAYETTE CITY-PARISH CONSOLIDATED GOVERNMENT  
Lafayette, Louisiana


Summary Schedule of Current and Prior Year Audit Findings  
and Corrective Action Plan (Continued)  
For the Year Ended October 31, 2008

Ref. No	Fiscal Year Finding Initially Occurred	Description of Finding	Corrective Action Taken
CURRENT YEAR (10/31/07)			
2007-10	2007	The Disadvantages Business Enterprises Awards and Commitments report was incorrectly prepared.	Yes
2007-11	2007	Grant assets were not properly identified on purchase orders, resulting in improper tagging and improper identification of the grant fixed assets on property listings.	Yes

LAFAYETTE  
CONSOLIDATED  

---


GOVERNMENT



**This page intentionally left blank.**

## **OTHER SUPPLEMENTARY DATA**

LAFAYETTE  
CONSOLIDATED  
GOVERNMENT



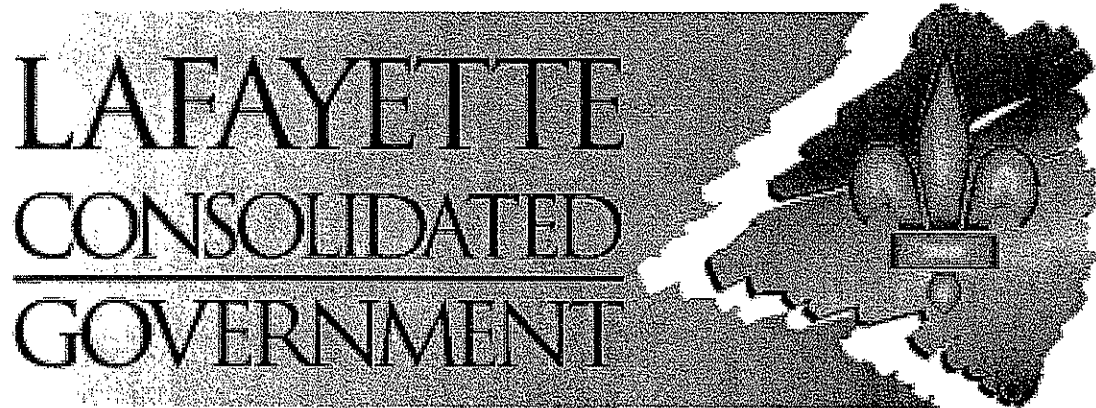
**This page intentionally left blank.**

LAFAYETTE CITY-PARISH CONSOLIDATED GOVERNMENT  
LAFAYETTE, LOUISIANA

SUMMARY OF AD VALOREM TAX  
ASSESSMENTS AND COLLECTIONS

Year Ended October 31, 2008

	L a f a y e t t e P a r i s h																			
	City of Lafayette		Parish General Fund		Road & Bridge Maintenance		Parishwide Drainage Maintenance		Adult Correctional Facility Maintenance		Lafayette Parish Public Library		Juvenile Detention Home		Health Unit Maintenance		Debt Service Contingency		Mosquito Control	
Total assessed valuation- 2007 roll :																				
Original roll	907,156,583																			
Homestead exemption	-																			
Additions to roll	1,169,070																			
Deletions from roll	(5,457,248)																			
Net tax roll	<u>902,868,405</u>																			
Millage	17.81	15.95	1.86																	
Taxes levied	16,080,086	14,400,751	1,679,335																	
Collection of prior year taxes	<u>29,825</u>	<u>26,575</u>	<u>3,250</u>																	
	16,109,911	14,427,326	1,682,585																	
Taxes collected	<u>16,046,730</u>	<u>14,370,743</u>	<u>1,675,987</u>																	
Taxes receivable - 2007 roll	63,181	56,583	6,598																	
Prior years' rolls	<u>459,119</u>	<u>401,968</u>	<u>57,151</u>																	
Total taxes receivable, October 31, 2008	<u>522,300</u>	<u>458,551</u>	<u>63,749</u>																	
* General alimony tax																				
Street maintenance tax																				
Maintenance of public buildings																				
Maintenance and operation of fire and police departments																				
Total	<u>8.18</u>	<u>15.95</u>	<u>1.86</u>																	




**This page intentionally left blank.**



## **Statistical Section**

LAFAYETTE  
CONSOLIDATED  
GOVERNMENT




**This page intentionally left blank.**

LAFAYETTE  
CONSOLIDATED  

---

GOVERNMENT



**This page intentionally left blank.**

LAFAYETTE CITY-PARISH CONSOLIDATED GOVERNMENT  
LAFAYETTE, LOUISIANA

GENERAL GOVERNMENTAL EXPENDITURES BY FUNCTION (1)  
Last Ten Fiscal Years

	Fiscal Year Ended October 31,			
	2008	2007	2006	2005
<b>Expenditures</b>				
General Government	\$ 33,334,883	\$ 31,508,560	\$ 29,655,982	\$ 28,063,850
Public Safety	45,205,231	39,351,403	37,244,444	37,540,149
Streets and Drainage	18,034,041	11,391,876	10,578,504	9,376,098
Urban Redevelopment and Housing	1,594,824	2,615,796	2,568,622	3,472,687
Economic Opportunity	1,577,660	2,042,177	4,320,043	2,009,931
Culture and Recreation	16,985,863	16,146,992	15,464,671	14,579,511
Traffic and Transportation	5,983,062	5,575,017	5,226,526	5,126,093
Debt Service	42,305,707	38,036,323	38,835,619	36,685,713
Other	3,024,098	2,385,506	6,094,181	3,469,048
<b>Total expenditures</b>	<b>\$ 168,045,369</b>	<b>\$ 149,053,650</b>	<b>\$ 149,988,592</b>	<b>\$ 140,323,080</b>

Notes:

- (1) All General, Special Revenue and Debt Service Fund expenditures including capital outlays and net of reimbursements from other funds.
- (2) Includes \$61,988,341 of pension payments financed through the issuance of debt.

Table 1

Fiscal Year Ended October 31,						
2004	2003	2002	2001	2000	1999	
\$ 27,093,273	\$ 26,335,389	\$ 23,068,035	\$ 20,055,479	\$ 20,047,759	\$ 81,898,208	(2)
34,759,025	30,290,645	28,019,063	26,574,447	27,239,913	25,695,137	
9,389,385	15,186,178	8,609,705	10,927,340	10,598,912	11,139,205	
4,512,416	2,942,997	2,756,667	1,070,556	1,524,692	2,430,647	
1,832,130	1,735,180	2,132,004	1,392,425	1,411,060	1,870,137	
13,904,645	12,912,118	11,658,502	11,085,969	11,224,486	10,976,622	
4,750,174	4,297,112	3,883,950	2,327,045	2,199,790	2,132,464	
32,818,758	32,548,405	32,643,254	30,929,616	28,352,154	23,169,889	
2,788,725	3,096,457	2,496,150	3,668,043	3,714,407	5,318,953	
<u>\$ 131,848,531</u>	<u>\$ 129,344,481</u>	<u>\$ 115,267,330</u>	<u>\$ 108,030,920</u>	<u>\$ 106,313,173</u>	<u>\$ 164,631,262</u>	

LAFAYETTE CITY-PARISH CONSOLIDATED GOVERNMENT  
LAFAYETTE, LOUISIANA

GENERAL GOVERNMENTAL REVENUES BY SOURCE (1)  
Last Ten Fiscal Years

	Fiscal Year Ended October 31,			
	2008	2007	2006	2005
<b>Revenues:</b>				
Taxes	\$ 129,461,636	\$ 123,297,759	\$ 118,900,030	\$ 102,947,731
Licenses and Permits	4,769,836	5,660,704	4,581,615	3,796,346
Intergovernmental	17,659,906	12,585,676	17,565,873	14,853,522
Charges for Services	12,918,002	12,185,706	12,102,789	10,794,224
Fines and Forfeitures	3,287,729	1,929,493	2,006,482	1,805,183
In Lieu of Taxes	18,799,006	18,890,738	16,687,779	16,370,372
Miscellaneous (2)	8,186,087	8,344,933	7,838,142	5,747,223
<b>Total Revenues</b>	<b>\$ 195,082,202</b>	<b>\$ 182,895,009</b>	<b>\$ 179,682,710</b>	<b>\$ 156,314,601</b>

Notes:

- (1) Includes General, Special Revenue and Debt Service Funds.
- (2) Includes investment income and other miscellaneous revenues.

Table 2

Fiscal Year Ended October 31,						
2004	2003	2002	2001	2000	1999	
\$ 95,556,239	\$ 88,767,501	\$ 81,004,841	\$ 79,066,782	\$ 77,189,145	\$ 72,233,803	
3,222,847	3,389,517	3,011,607	2,783,230	2,858,170	2,986,916	
14,731,317	16,181,118	12,139,671	10,023,691	12,360,158	14,620,597	
10,491,269	10,350,953	10,313,072	9,244,755	9,322,716	8,896,768	
1,626,563	1,316,924	1,526,591	1,414,956	1,349,233	1,494,184	
16,440,803	16,175,884	17,339,534	14,200,000	14,828,023	14,190,874	
5,570,315	3,083,380	4,193,060	7,620,249	6,409,994	4,747,560	
<u>\$ 147,639,353</u>	<u>\$ 139,265,277</u>	<u>\$ 129,528,376</u>	<u>\$ 124,353,663</u>	<u>\$ 124,317,439</u>	<u>\$ 119,170,702</u>	

LAFAYETTE CITY-PARISH CONSOLIDATED GOVERNMENT  
LAFAYETTE, LOUISIANA

GENERAL GOVERNMENTAL TAX REVENUES BY SOURCE  
Last Ten Fiscal Years

	Fiscal Year Ended October 31,			
	2008	2007	2006	2005
<b>Tax Revenues:</b>				
Ad Valorem Taxes-				
City	\$ 14,369,914	\$ 15,297,720	\$ 14,694,566	\$ 13,944,164
Parish	33,275,319	29,034,701	26,331,881	23,768,358
Interest and Penalty	160,744	138,608	148,486	131,040
Franchise Fees	2,596,406	2,357,387	2,142,010	2,022,404
Fire Insurance Rebate	667,219	658,449	610,843	518,709
Sales Taxes-				
City 1961 Sales Tax	38,057,298	37,075,912	36,361,501	30,601,574
City 1986 Sales Tax	33,025,413	32,433,958	32,071,919	26,933,529
Parish Sales Tax	7,309,323	6,301,024	6,538,824	5,027,953
<b>Total Tax Revenues</b>	<b>\$ 129,461,636</b>	<b>\$ 123,297,759</b>	<b>\$ 118,900,030</b>	<b>\$ 102,947,731</b>



Table 2A

Fiscal Year Ended October 31,					
2004	2003	2002	2001	2000	1999
\$ 12,744,436	\$ 8,838,496	\$ 7,755,458	\$ 7,437,853	\$ 7,344,952	\$ 7,028,339
21,147,743	18,769,256	14,958,529	14,560,751	14,421,223	13,338,452
108,950	106,120	76,884	66,807	72,057	58,881
1,920,719	1,867,123	1,598,499	1,680,560	1,207,159	1,026,597
485,246	448,650	401,224	362,226	338,183	333,781
29,089,577	28,832,459	27,296,252	26,339,303	25,756,734	24,399,305
25,641,265	25,448,926	24,167,673	23,560,988	23,283,223	21,878,158
4,418,303	4,456,471	4,750,322	5,058,294	4,765,614	4,170,290
<u>\$ 95,556,239</u>	<u>\$ 88,767,501</u>	<u>\$ 81,004,841</u>	<u>\$ 79,066,782</u>	<u>\$ 77,189,145</u>	<u>\$ 72,233,803</u>

LAFAYETTE CITY-PARISH CONSOLIDATED GOVERNMENT  
LAFAYETTE, LOUISIANA

PROPERTY TAX LEVIES AND COLLECTIONS  
Last Ten Fiscal Years

	Fiscal Year Ended October 31,			
	2008	2007	2006	2005
<b>Property Tax :</b>				
<u>City of Lafayette-</u>				
Total Tax Levy	\$ 16,080,086	\$ 15,364,744	\$ 14,700,982	\$ 13,983,606
Current Tax Collections	16,016,904	15,286,648	14,632,302	13,926,046
Percent of Current Taxes Collected	<u>99.61%</u>	<u>99.49%</u>	<u>99.53%</u>	<u>99.59%</u>
Deliquent Tax Collections	14,184	11,073	62,264	18,118
Total Tax Collections	16,031,088	15,297,721	14,694,566	13,944,164
Percent of Total Tax Collections to Total Tax Levy	<u>99.70%</u>	<u>99.56%</u>	<u>99.96%</u>	<u>99.72%</u>
Outstanding Deliquent Taxes (1)	522,300	488,943	421,920	415,504
Percent of Deliquent Taxes to Total Tax Levy	<u>3.25%</u>	<u>3.18%</u>	<u>2.87%</u>	<u>2.97%</u>
<u>Lafayette Parish (Dollars in thousands)-</u>				
Total Tax Levy	\$ 31,763	\$ 29,141	\$ 26,294	\$ 23,784
Current Tax Collections	31,423	28,863	26,141	23,538
Percent of Current Taxes Collected	<u>98.93%</u>	<u>99.05%</u>	<u>99.42%</u>	<u>98.97%</u>
Deliquent Tax Collections	32	79	86	135
Total Tax Collections	31,455	28,942	26,227	23,673
Percent of Total Tax Collections to Total Tax Levy	<u>99.03%</u>	<u>99.32%</u>	<u>99.75%</u>	<u>99.53%</u>
Outstanding Deliquent Taxes (1)	3,766	3,490	3,291	3,224
Percent of Deliquent Taxes to Total Tax Levy	<u>11.86%</u>	<u>11.98%</u>	<u>12.52%</u>	<u>13.56%</u>

(1)-- Includes unpaid taxes from prior years.

Table 3

Fiscal Year Ended October 31,					
2004	2003	2002	2001	2000	1999
<u>\$ 12,761,664</u>	<u>\$ 8,872,551</u>	<u>\$ 7,736,435</u>	<u>\$ 7,481,341</u>	<u>\$ 7,303,763</u>	<u>\$ 7,168,813</u>
12,714,444	8,806,818	7,695,846	7,424,050	7,251,777	7,000,717
<u>99.63%</u>	<u>99.26%</u>	<u>99.48%</u>	<u>99.23%</u>	<u>99.29%</u>	<u>97.66%</u>
29,992	31,678	59,612	13,803	93,175	27,923
12,744,436	8,838,496	7,755,458	7,437,853	7,344,952	7,028,640
<u>99.87%</u>	<u>99.62%</u>	<u>100.25%</u>	<u>99.42%</u>	<u>100.56%</u>	<u>98.04%</u>
376,062	358,833	324,779	343,802	300,314	341,503
<u>2.95%</u>	<u>4.04%</u>	<u>4.20%</u>	<u>4.60%</u>	<u>4.11%</u>	<u>4.76%</u>
<u>\$ 21,362</u>	<u>\$ 19,115</u>	<u>\$ 15,165</u>	<u>\$ 14,761</u>	<u>\$ 14,240</u>	<u>\$ 13,440</u>
21,022	18,686	14,856	14,455	14,025	13,191
<u>98.41%</u>	<u>97.76%</u>	<u>97.96%</u>	<u>97.93%</u>	<u>98.49%</u>	<u>98.15%</u>
77	83	79	37	288	51
21,099	18,769	14,959	14,492	14,313	13,242
<u>98.77%</u>	<u>98.19%</u>	<u>98.64%</u>	<u>98.18%</u>	<u>100.51%</u>	<u>98.53%</u>
3,113	2,850	2,504	2,298	2,029	2,102
<u>14.57%</u>	<u>14.91%</u>	<u>16.51%</u>	<u>15.57%</u>	<u>14.25%</u>	<u>15.64%</u>

Table 4

**LAFAYETTE CITY-PARISH CONSOLIDATED GOVERNMENT**  
LAFAYETTE, LOUISIANA

**ASSESSED AND ESTIMATED ACTUAL/REAL VALUE OF TAXABLE PROPERTY (1)**  
Last Ten Fiscal Years  
(Dollars in Thousands)

Fiscal Year	City of Lafayette			Lafayette Parish							Ratio of Total Assessed Value to Total Estimated Real Value
	Assessed Value (3)	Estimated Actual Value	Ratio of Assessed to Estimated Actual Value	Assessed Value (3)	Estimated Real Value (2)	Personal Property Assessed Value (3)	Estimated Real Value (2)	Exemptions Real Property	Assessed Value	Estimated Real Value (2)	
1999	542,680	N/A	N/A	490,684	3,635,587	238,307	1,588,714	223,952	505,039	5,224,301	9.67%
2000	552,896	N/A	N/A	510,253	4,020,794	258,503	1,723,362	232,534	536,222	5,744,156	9.34%
2001	584,023	N/A	N/A	556,052	4,350,940	265,535	1,770,234	240,543	581,044	6,121,174	9.49%
2002	673,318	N/A	N/A	678,536	5,278,331	338,258	1,845,045	269,516	747,278	7,123,376	10.49%
2003	692,626	N/A	N/A	698,914	5,388,627	365,084	2,015,807	269,386	794,612	7,404,434	10.73%
2004	716,544	N/A	N/A	724,473	5,556,708	382,389	2,139,969	275,869	830,993	7,696,677	10.80%
2005	785,155	N/A	N/A	822,197	6,281,585	391,567	2,192,838	288,630	925,134	8,474,423	10.92%
2006	825,434	N/A	N/A	870,583	6,633,842	418,004	2,357,952	295,644	992,943	8,991,794	11.04%
2007	862,703	N/A	N/A	918,107	7,041,881	458,941	2,639,165	301,961	1,075,087	9,681,046	11.11%
2008	881,017	N/A	N/A	971,563	7,471,319	496,290	2,910,054	311,233	1,156,620	10,381,373	11.14%

## Notes:

- (1) Does not include public service for Lafayette Parish.
- (2) Estimated real value are those values used by tax assessor in computing assessed value.
- (3) Assessed value is net after adjustments.

LAFAYETTE CITY-PARISH CONSOLIDATED GOVERNMENT  
LAFAYETTE, LOUISIANA

PROPERTY TAX RATES  
(PER \$1,000 OF ASSESSED VALUE)  
DIRECT AND OVERLAPPING GOVERNMENTS  
Last Ten Fiscal Years

Fiscal Year	Lafayette City-Parish Consolidated Government										
	City of Lafayette			Lafayette Parish			Lafayette Parish School Board				
	Operating Millage	Debt Service Millage	Total City Millage	Operating Millage	Debt Service Millage	Total Parish Millage	Operating Millage	Debt Service Millage	Total School Board Millage	Other	
1999	13.21	0	13.21	22.86	3.89	26.75	33.56	0.90	34.46	34.20	108.62
2000	13.21	0	13.21	22.01	3.68	25.69	33.56	0.80	34.36	33.21	106.47
2001	12.81	0	12.81	19.32	3.24	22.56	33.56	0.80	34.36	33.21	102.94
2002	11.49	0	11.49	23.53	3.10	26.63	33.56	0.80	34.36	34.24	106.72
2003	12.81	0	12.81	23.53	3.10	26.63	33.56	0.8	34.36	34.24	108.04
2004	17.81	0	17.81	25.76	2.50	28.26	33.56	0.76	34.32	34.54	114.93
2005	17.81	0	17.81	25.76	2.50	28.26	33.56	0.72	34.28	33.95	114.30
2006	17.81	0	17.81	29.02	2.90	29.02	33.56	0.69	34.25	34.84	115.92
2007	17.81	0	17.81	26.12	3.50	29.62	33.04	0.52	33.56	34.84	115.83
2008	17.81	0	17.81	26.39	3.50	29.89	33.56	0.19	33.75	35.32	116.77

Table 6

LAFAYETTE CITY-PARISH CONSOLIDATED GOVERNMENT  
LAFAYETTE, LOUISIANA

PRINCIPAL TAXPAYERS - LAFAYETTE PARISH  
October 31, 2008

Taxpayer	Type of Business	Assessed Value	Rank	Percent of Total Assessed Valuation
A T & T (Bell South & Subsidiary)	Communications	\$ 30,637,520	1	2.08%
Stuller, Inc.	Manufacturing	17,466,130	2	1.19%
Iberia Bank	Financial Services	11,532,520	3	0.78%
Walmart/Sam's	Retail Services	10,509,470	4	0.71%
Baker Hughes	Oilfield Service	9,994,640	5	0.68%
Southwest Louisiana Electric(SLEMCO)	Utilities	9,605,300	6	0.65%
Columbia Hospitals	Healthcare services	7,953,570	7	0.54%
COX Communications	Communications	6,906,350	8	0.47%
Halliburton Companies	Oilfield Service	6,657,100	9	0.45%
Franks Casing Crew & Rental Tools	Oilfield Service	6,626,860	10	0.45%
	Totals	<u>\$ 117,889,460</u>		<u>8.02%</u>

Source: Lafayette Parish Assessor

Parish's total assessed value for 2007/08

\$1,470,636,507

Table 7

LAFAYETTE CITY-PARISH CONSOLIDATED GOVERNMENT  
LAFAYETTE, LOUISIANA

SPECIAL ASSESSMENT BILLINGS AND COLLECTIONS  
Last Ten Fiscal Years

<u>Fiscal Year</u>	<u>Special Assessment Billings (1)</u>	<u>Special Assessments Earned</u>
1999	80,311	35,011
2000	51,381	27,238
2001	24,200	23,524
2002	4,374	3,011
2003	1,907	2,187
2004	0	0
2005	0	0
2006	0	0
2007	0	0
2008	1,099,098	213,768

Note:

(1) Includes assessments due currently and deferred

LAFAYETTE CITY-PARISH CONSOLIDATED GOVERNMENT  
LAFAYETTE, LOUISIANA

Table 8

COMPUTATION OF LEGAL DEBT MARGIN  
October 31, 2008

City of Lafayette:

Net assessed value		<u>\$ 902,868,405</u>
Debt Limitation - 10% of total assessed value		90,286,841
Amount of debt applicable to debt limit-		
Total General Obligation Bonded Debt (excluding sales tax, excess revenue and special assessment)	\$ -	
Less: Assets in debt service funds available for payment of principal	-	
Total amount of debt applicable to debt limit	<u>-</u>	<u>-</u>
Legal debt margin		<u>\$ 90,286,841</u>

Lafayette Parish:

Net assessed value		<u>\$ 1,470,636,507</u>
Debt Limitation - 10% of total assessed value		147,063,651
Amount of debt applicable to debt limit-		
Total General Obligation Bonded Debt	\$ 47,800,000	
Less: Assets in debt service funds available for payment of principal	<u>1,000,000</u>	
Total amount of debt applicable to debt limit		<u>46,800,000</u>
Legal debt margin		<u>\$ 100,263,651</u>



**LAFAYETTE CITY-PARISH CONSOLIDATED GOVERNMENT**  
LAFAYETTE, LOUISIANA

**RATIO OF NET GENERAL BONDED DEBT TO ASSESSED VALUE AND NET BONDED DEBT PER CAPITA**  
Last Ten Fiscal Years

<u>Fiscal Year</u>	<u>Population (3)</u>	<u>Assessed Value (4)</u> <u>(in thousands)</u>	<u>Gross Bonded Debt (2)</u>	<u>Debt Service Monies Available</u>	<u>Net Bonded Debt</u>	<u>Bonded Debt to Assessed Value</u>	<u>Net Bonded Debt per Capita</u>
<b>City of Lafayette:</b>							
1999	118,139	542,680	242,245,000	32,314,738	209,930,262	38.68%	1,777
2000	110,257	552,896	233,175,000	33,494,713	199,680,287	36.12%	1,811
2001	112,281	584,023	250,035,000	36,514,329	213,520,671	36.56%	1,902
2002	112,736	673,318	276,960,000	39,907,453	237,052,547	35.21%	2,103
2003	114,626	692,626	336,915,000	41,613,980	295,301,020	42.63%	2,576
2004	116,613	716,544	345,820,000	43,430,215	302,389,785	42.20%	2,593
2005	117,653	785,155	356,330,000	44,682,582	311,647,410	39.69%	2,649
2006	119,089	825,434	340,770,000	44,847,779	295,922,221	35.85%	2,485
2007	120,835	862,703	341,135,000	45,941,311	295,193,689	34.22%	2,443
2008	123,326	902,868	322,745,000	43,890,599	278,854,401	30.89%	2,261
<b>Lafayette Parish:</b>							
1999	187,001	536,222	8,035,000	300,080	7,734,920	1.44%	41
2000	190,503	581,044	7,245,000	420,165	6,824,835	1.17%	36
2001	190,858	685,763	4,750,000	440,443	4,309,557	0.63%	23
2002	192,014	747,278	20,300,000	1,100,325	19,199,675	2.57%	100
2003	194,408	794,613	19,445,000	1,871,432	17,573,568	2.21%	90
2004	195,800	831,003	40,446,000	1,601,870	38,844,130	4.67%	198
2005	197,268	925,134	53,693,000	1,315,493	52,377,507	5.66%	266
2006	197,268	992,943	51,980,000	787,995	51,192,005	5.16%	260
2007	203,462	1,075,097	50,265,000	1,000,132	49,264,868	4.58%	242
2008	208,981	1,159,403	48,890,000	1,479,768	47,410,232	4.09%	227

## Notes:

- (1)- Assessed value is net after adjustments.
- (2)- Includes Sales Tax Revenue, Public Improvement and Certificates of Indebtedness(General Obligation Bonds)
- (3)- Estimate - Louisiana Tech survey, College of Administration and Business, Research Division
- (4)- Does not include public service

**LAFAYETTE CITY-PARISH CONSOLIDATED GOVERNMENT**  
LAFAYETTE, LOUISIANA

**RATIO OF ANNUAL DEBT SERVICE EXPENDITURES FOR GENERAL BONDED DEBT  
TO TOTAL GENERAL EXPENDITURES**  
Last Ten Fiscal Years

<u>Fiscal Year</u>	<u>Principal</u>	<u>Interest</u>	<u>Payments To Escrow</u>	<u>Total Debt Service (1)</u>	<u>Total General Expenditures (2)</u>	<u>Ratio Of Debt Service To Total General Expenditures</u>
1999	10,770,855	10,321,712	0	21,092,567	164,631,262 (3)	12.81%
2000	11,474,555	13,029,870	0	24,504,425	106,313,173	23.05%
2001	13,302,555	13,690,188	0	26,992,743	107,930,923	25.01%
2002	13,496,556	15,368,438	0	28,864,994	115,267,330	25.04%
2003	14,694,000	16,204,460	860,761	31,759,221	129,344,481	24.55%
2004	15,559,000	16,863,513	396,245	32,818,758	131,848,531	24.89%
2005	17,643,000	18,288,655	640,610	36,572,265	140,323,080	26.06%
2006	18,908,000	19,522,944	292,507	38,723,451	149,988,592	25.82%
2007	19,800,000	17,895,958	235,702	37,931,660	149,053,650	25.45%
2008	19,765,000	22,540,707	144,494	42,450,201	168,045,369	25.26%

## Notes:

- (1)- Total Debt Service includes general obligation bonds and certificates of indebtedness(including sales tax and special assessment bonds).
- (2)- Includes General, Special Revenue and Debt Service Funds.
- (3)- Includes \$61,988,341 of pension payments financed through the issuance of debt.

LAFAYETTE CITY-PARISH CONSOLIDATED GOVERNMENT  
LAFAYETTE, LOUISIANA

COMPUTATION OF DIRECT AND OVERLAPPING DEBT  
October 31, 2008

Jurisdiction	General Obligation Debt Outstanding	Lafayette Parish Government Share of Debt	City of Lafayette Share of Debt
		Percent	Percent
Governmental Unit:			
Lafayette Parish Government	\$ 48,890,000	100.00%	\$ 28,851,466
Other Governmental Agencies:			
Consolidated School District No. 1	595,000	100.00%	351,127
Bayou Vermilion District	1,745,000	100.00%	1,029,777
Lafayette Economic Development Authority	500,000	100.00%	295,065
	<u>\$ 51,730,000</u>		<u>\$30,527,435</u>
 CITY POPULATION	 123,326	 59.01%	
PARISH POPULATION	208,981	100.00%	

LAFAYETTE CITY-PARISH CONSOLIDATED GOVERNMENT  
LAFAYETTE, LOUISIANA

REVENUE BOND COVERAGE  
ELECTRIC, WATER AND SEWER BONDS  
Last Ten Fiscal Years

Fiscal Year	Gross Revenue	Direct Operating Expenses *	Net Revenue Available For Debt Service	Debt Service Requirement			Coverage
				Principal	Interest	Total	
1999	143,076,068	113,639,164	29,436,904	4,850,000	1,347,851	6,197,851	4.75
2000	156,698,270	133,423,868	23,274,402	5,055,000	1,137,475	6,192,475	3.76
2001	163,523,255	140,925,278	22,597,977	5,270,000	911,632	6,181,632	3.66
2002	140,008,357	119,691,191	20,317,166	5,500,000	671,190	6,171,190	3.29
2003	163,084,305	145,595,165	17,489,140	5,750,000	415,190	6,165,190	2.84
2004	173,244,437	152,788,317	20,456,120	0	7,100,273	7,100,273	2.88
2005	217,281,783	193,162,466	24,119,317	0	9,710,573	9,710,573	2.48
2006	210,375,487	171,014,808	39,360,679	0	9,698,183	9,698,183	4.06
2007	206,452,704	175,160,039	31,292,665	860,000	9,860,655	10,720,655	2.92
2008	231,933,381	203,198,361	28,735,020	890,000	9,784,510	10,674,510	2.69

## Notes:

\* Excludes depreciation and amortization.

LAFAYETTE CITY-PARISH CONSOLIDATED GOVERNMENT  
LAFAYETTE, LOUISIANA

DEMOGRAPHIC STATISTICS  
Last Ten Fiscal Years

Fiscal Year	City of Lafayette				Lafayette Parish				Public Schools (3)	
	Estimated Population (5)	Estimated Per Capita Income (1)	Median Age (2)	Unemployment Rate (1)	Estimated Population (5)	Estimated Per Capita Income (1) (6)	Median Age (2)	Unemployment Rate (1)	Enrollment	Attendance
1999	118,139	N/A	N/A	4.7	187,001	23,780	N/A	4.2	30,350	28,761
2000	110,257	N/A	N/A	4.2	190,503	25,903	N/A	3.7	29,972	28,185
2001	112,281	N/A	N/A	4.3	190,858	25,876	N/A	3.8	29,278	29,278
2002	112,736	N/A	N/A	4.7	192,014	27,002	N/A	4.2	29,079	27,553
2003	114,626	N/A	N/A	5.3	194,408	29,345	N/A	4.2	29,130	27,785
2004	116,613	N/A	N/A	4.2	195,800	32,604	N/A	3.5	30,038	28,302
2005	117,653	N/A	N/A	8.2	197,268	34,164	N/A	8.5	29,112	27,429
2006	119,089	N/A	N/A	3.5	197,268	37,648	N/A	3.4	30,948	29,249
2007	120,835	N/A	N/A	2.3	203,462	40,924	N/A	2.2	30,474	28,962
2008	123,326	39,260	N/A	3.7	208,981	42,172	N/A	3.5	29,880	28,260

## NOTES:

- (1) Louisiana Department of Labor
- (2) Lafayette Economic Development Authority
- (3) Louisiana Department of Education
- (4) Louisiana Department of the Treasury
- (5) Louisiana Tech survey
- (6) Current dollars

Table 14

LAFAYETTE CITY-PARISH CONSOLIDATED GOVERNMENT  
LAFAYETTE, LOUISIANA

PROPERTY VALUE and CONSTRUCTION  
Last Ten Fiscal Years

Fiscal Year		<u>New Commercial Construction</u>		<u>New Residential Construction</u>	
		<u>Number of Permits</u>	<u>Value (in Thousands)</u>	<u>Number of Permits</u>	<u>Value (in Thousands)</u>
1999	(1)	70	58,503	624	82,920
2000	(1)	118	71,720	630	82,934
2001	(1)	99	71,452	522	75,076
2002	(1)	91	70,405	732	98,618
2003	(1)	109	117,192	916	129,090
2004	(1)	97	75,129	881	138,615
2005	(1)	95	79,026	863	130,339
2006	(1)	100	88,519	1,077	145,517
2007	(1)	113	136,137	1,128	161,622
2008	(1)	104	95,550	776	104,270

Source:

(1) Planning, Zoning and Codes Department

\* Totals are for the City and Parish of Lafayette.

## LAFAYETTE CITY-PARISH CONSOLIDATED GOVERNMENT

LAFAYETTE, LOUISIANA

## MISCELLANEOUS STATISTICS

October 31, 2008

Date of incorporation	1996
Form of government	President-Council
Number of employees (excluding police and fire)	1,183
Number of employees (other agencies)	355
Number of employees (fire and police)	541
Area in square miles	277
<u>Lafayette City-Parish Consolidated Government facilities and services:</u>	
Miles of streets	1,026
Miles of drainage coulees	850
Number of bridges	325
Number of street lights	16,386
<u>Culture and Recreation:</u>	
Community centers	10
Parks	36
Park acreage	1,300
Golf courses	3
Swimming pools	4
Tennis courts	56
Ballfields	102
<u>Library:</u>	
Locations	10
Items checked out	1,389,645
Number of reference inquiries	84,675
Computer uses	340,459
Visits to a library	960,365
<u>Fire protection:</u>	
Number of stations	13
Number of Volunteer Fire Departments	7
Number of personnel and officers	257
Number of calls answered	7,458
Number of inspections conducted	7,464
<u>Police protection:</u>	
Number of stations	2
Number of personnel and officers	267
Number of patrol units	193
Number of law violations:	
Physical arrests	10,312
Traffic violations	19,205
Parking violations	11,594
<u>Electric System:</u>	
Miles of transmission lines	43
Miles of distribution lines	912
Number of meters in service	61,752
Daily average consumption in kilowatt hours	5,607,199
Maximum capacity of plants in kilowatts	502,000
<u>Sewerage system:</u>	
Miles of sanitary sewers	561
Number of treatment plants	4
Number of service connections	41,042
Daily average treatment in gallons	15,180,000
Maximum daily capacity of treatment plant in gallons	18,500,000
<u>Water system:</u>	
Miles of water mains	866
Number of service connections	51,369
Number of fire hydrants	5,921
Daily average consumption in gallons	21,700,000
Maximum daily capacity of plant in gallons	47,500,000