

**LAFAYETTE CITY-PARISH
CONSOLIDATED GOVERNMENT
FINANCIAL REPORT
OCTOBER 31, 2006**

LAFAYETTE CITY-PARISH CONSOLIDATED GOVERNMENT
LAFAYETTE, LOUISIANA

ANNUAL FINANCIAL REPORT
YEAR ENDED OCTOBER 31, 2006
TABLE OF CONTENTS


	Exhibit/ Schedules	Page
INDEPENDENT AUDITORS' REPORT	-	1 - 3
MANAGEMENT'S DISCUSSION AND ANALYSIS	-	4 - 19
BASIC FINANCIAL STATEMENTS		
Government-Wide Financial Statements:		
Statement of Net Assets	A	22 and 23
Statement of Activities	B	24 - 27
Fund Financial Statements:		
Balance Sheet - Governmental Funds	C	28 - 31
Reconciliation of the Governmental Funds Balance Sheet to the Statement of Net Assets	D	32
Statement of Revenues, Expenditures, and Changes in Fund Balances - Governmental Funds	E	34 - 37
Reconciliation of the Statement of Revenues, Expenditures, and Changes in Fund Balances of Governmental Funds to the Statement of Activities	F	38 and 39
Statement of Net Assets - Proprietary Funds	G	40 - 43
Reconciliation of the Proprietary Funds Statement of Net Assets to the Statement of Net Assets	H	44
Statement of Revenues, Expenses, and Changes in Fund Net Assets - Proprietary Funds	I	46 and 47
Reconciliation of the Statement of Revenues, Expenses, and Changes in Fund Net Assets of Proprietary Funds to the Statement of Activities	J	48
Statement of Cash Flows - Proprietary Funds	K	50 - 53
Statement of Fiduciary Net Assets - Fiduciary Funds	L	54
Statement of Changes in Fiduciary Net Assets - Fiduciary Funds	M	55
Combining Statement of Net Assets - All Discretely Presented Component Units	N	56 - 59
Combining Statement of Activities - All Discretely Presented Component Units	O	60 - 63
Notes to Financial Statements	-	64 - 115

	Exhibit/ Schedules	Page
REQUIRED SUPPLEMENTARY INFORMATION		
Budgetary Comparison Schedule -		
General Fund	P-1	118 and 119
1961 Sales Tax Trust Fund	P-2	120
1985 Sales Tax Trust Fund	P-3	121
Notes to Budgetary Comparison Schedules	P-4	122 and 123
OTHER SUPPLEMENTARY INFORMATION		
General Funds:		
Combining Balance Sheet	Q-1	127
Combining Statement of Revenues, Expenditures, and Changes in Fund Balances	Q-2	128 and 129
Budgetary Comparison Schedule - City of Lafayette	Q-3	130 and 131
Budgetary Comparison Schedule - Detail of Expenditures: City of Lafayette	Q-4	132 - 147
Budgetary Comparison Schedule - Lafayette Parish	Q-5	148 and 149
Budgetary Comparison Schedule - Detail of Expenditures: Lafayette Parish	Q-6	150 - 154
Nonmajor Governmental Funds:		
Combining Balance Sheet	Q-7	156 - 171
Combining Statement of Revenues, Expenditures, and Changes in Fund Balances	Q-8	172 - 187
Debt Service Funds:		
Budgetary Comparison Schedule - 1961 Sales Tax Bond Sinking Fund	Q-9	188
1961 Sales Tax Bond Reserve Fund	Q-10	189
1986 Sales Tax Bond Sinking Fund	Q-11	190
1986 Sales Tax Bond Reserve Fund	Q-12	191
Capital Projects Funds:		
Schedule of Expenditures Compared to Capital Budget -		
1993 Sales Tax Bond Construction Fund	Q-13	192
1997A Sales Tax Bond Construction Fund	Q-14	193
1997B Sales Tax Bond Construction Fund	Q-15	194
1998 Sales Tax Bond Construction Fund	Q-16	195
1999A Sales Tax Bond Construction Fund	Q-17	196
1999B Sales Tax Bond Construction Fund	Q-18	197
2000A Sales Tax Bond Construction Fund	Q-19	198
2000B Sales Tax Bond Construction Fund	Q-20	199

	Exhibit/ Schedules	Page
2001A Sales Tax Bond Construction Fund	Q-21	200
2001B Sales Tax Bond Construction Fund	Q-22	201
2003A Sales Tax Bond Construction Fund	Q-23	202
2003B Sales Tax Bond Construction Fund	Q-24	203
2003C Sales Tax Bond Construction Fund	Q-25	204
2003D Sales Tax Bond Construction Fund	Q-26	205
2005B Sales Tax Bond Construction Fund	Q-27	206
2005C Sales Tax Bond Construction Fund	Q-28	207
2006 Sales Tax Bond Construction Fund	Q-29	208
1999 Certificates of Indebtedness Fund	Q-30	209
Parish Library General Obligation Bonds Fund	Q-31	210
2001 Parish General Obligation Bonds Fund	Q-32	211
2003 Parish General Obligation Bonds Fund	Q-33	212
2005 Parish General Obligation Bonds Fund	Q-34	213
 Nonmajor Enterprise Funds:		
Combining Statement of Net Assets	Q-35	214
Combining Statement of Revenues, Expenses, and Changes in Fund Net Assets	Q-36	215
Combining Statement of Cash Flows	Q-37	216 and 217
 Internal Service Funds:		
Combining Statement of Net Assets	Q-38	218 and 219
Combining Statement of Revenues, Expenses, and Changes in Fund Net Assets	Q-39	220 and 221
Combining Statement of Cash Flows	Q-40	222 and 223
 Component Units:		
Criminal Court Fund -		
Balance Sheet - Governmental Fund	Q-41	224
Reconciliation of the Governmental Fund Balance Sheet to the Statement of Net Assets	Q-42	225
Budgetary Comparison Schedule	Q-43	226
Reconciliation of the Statement of Revenues, Expenditures, and Changes in Fund Balance of the Governmental Fund to the Statement of Activities	Q-44	227
Statement of Revenues, Expenses, and Changes in Fund Net Assets - Utilities System Fund	Q-45	228 and 229
 COMPLIANCE AND INTERNAL CONTROL AND OTHER GRANT INFORMATION		
 REPORT ON INTERNAL CONTROL OVER FINANCIAL REPORTING AND ON COMPLIANCE AND OTHER MATTERS BASED ON AN AUDIT OF FINANCIAL STATEMENTS PERFORMED IN ACCORDANCE WITH <u>GOVERNMENT AUDITING STANDARDS</u>		
	-	233 and 234

	Exhibit/ Schedules	Page
REPORT ON COMPLIANCE WITH REQUIREMENTS APPLICABLE TO EACH MAJOR PROGRAM AND INTERNAL CONTROL OVER COMPLIANCE IN ACCORDANCE WITH OMB CIRCULAR A-133	-	235 and 236
Schedule of Findings and Questioned Costs	R-1	237 - 242
Schedule of Prior Findings	R-2	243 - 246
Supplementary Schedule of Expenditures of Federal Awards	R-3	248 - 255
Notes to Schedule of Expenditures of Federal Awards	R-4	256
OTHER SUPPLEMENTARY DATA		
Summary of Ad Valorem Tax Assessments and Collections - City of Lafayette	S-1	258
Summary of Ad Valorem Tax Assessments and Collections - Lafayette Parish	S-2	260 and 261

	Table	Page
STATISTICAL SECTION		
General Governmental Expenditures by Function	1	264 and 265
General Governmental Revenues by Source	2	266 and 267
General Governmental Tax Revenues by Source	2A	268 and 269
Property Tax Levies and Collections	3	270 - 273
Assessed and Estimated Actual/Real Value of Taxable Property	4	275 - 277
Property Tax Rates	5	278 and 279
Principal Taxpayers - Lafayette Parish	6	280
Special Assessment Billings and Collections	7	281
Computation of Legal Debt Margin	8	282
Ratio of Net General Bonded Debt to Assessed Value and Net Bonded Debt Per Capita	9	284 - 286
Ratio of Annual Debt Service Expenditures for General Bonded Debt to Total General Expenditures	10	288 and 289
Computation of Direct and Overlapping Debt	11	290 and 291
Revenue Bond Coverage - Electric, Water and Sewer Bonds	12	292 and 293
Demographic Statistics	13	294 and 295
Property Value and Construction	14	296 and 297
Miscellaneous Statistics	15	298 and 299



BROUSSARD, POCHÉ, LEWIS & BREAUX, L.L.P.
CERTIFIED PUBLIC ACCOUNTANTS

4112 West Congress
P.O. Box 61400
Lafayette, Louisiana 70596-1400
phone: (337) 988-4930
fax: (337) 984-4574
www.bplb.com

INDEPENDENT AUDITORS' REPORT

To the Lafayette City-Parish
Council of Lafayette, Louisiana

Other Offices:

Crowley, LA
(337) 783-5693
Opelousas, LA
(337) 942-5217
Abbeville, LA
(337) 898-1497
New Iberia, LA
(337) 364-4554
Church Point, LA
(337) 684-2855

Herbert Lemoine II, CPA*
Frank A. Stagno, CPA*
Scott J. Broussard, CPA*
L. Charles Abshire, CPA*
P. John Blanchet, III, CPA*
Craig C. Babineaux, CPA*
Peter C. Borrello, CPA*
George J. Trappey, III, CPA*
Martha B. Wyatt, CPA*
Fayette T. Dupré, CPA*
Mary A. Castille, CPA*
Joey L. Breaux, CPA*
Terrel P. Dressel, CPA*
Craig J. Viator, CPA*
Stacey E. Singleton, CPA*
John L. Istre, CPA*

Retired:

Sidney L. Broussard, CPA 1925-2005
Leon K. Poché, CPA 1984
James H. Breaux, CPA 1987
Erma R. Walton, CPA 1988
George A. Lewis, CPA* 1992
Geraldine J. Wimberley, CPA* 1995
Lawrence A. Cramer, CPA* 1999
Ralph Friend, CPA* 2002
Donald W. Kelley, CPA* 2005

We have audited the accompanying financial statements of the governmental activities, the business-type activities, the aggregate discretely presented component units, each major fund, and the aggregate remaining fund information of the Lafayette City-Parish Consolidated Government, as of and for the year ended October 31, 2006, which collectively comprise the Lafayette City-Parish Consolidated Government's basic financial statements as listed in the table of contents. These financial statements are the responsibility of the Government's management. Our responsibility is to express opinions on these financial statements based on our audit. We did not audit the financial statements of Lafayette Public Power Authority, an enterprise fund, Marshal-City Court of Lafayette, Cajundome Commission, Lafayette Regional Airport, Lafayette Parish Waterworks District North, Lafayette Parish Waterworks District South, Lafayette Public Trust Financing Authority, Lafayette Parish Clerk of Court, Lafayette Parish Assessor, District Attorney of the 15th Judicial District, Lafayette Parish Bayou Vermilion District, Lafayette Parish Communication District, and 15th Judicial District Indigent Defender Board, component units, which represent 12.15% and 20.55%, respectively, of the assets and operating revenues of the business-type activities totals and 94.18% and 89.19%, respectively, of the assets and program and general revenues of the aggregate discretely presented component units. Those financial statements were audited by other auditors whose reports thereon have been furnished to us, and our opinion, insofar as it relates to the amounts included for Lafayette Public Power Authority, Marshal-City Court of Lafayette, Cajundome Commission, Lafayette Regional Airport, Lafayette Parish Waterworks District North, Lafayette Parish Waterworks District South, Lafayette Public Trust Financing Authority, Lafayette Parish Clerk of Court, Lafayette Parish Assessor, District Attorney of the 15th Judicial District, Lafayette Parish Bayou Vermilion District, Lafayette Parish Communication District, and 15th Judicial District Indigent Defender Board is based on the reports of the other auditors.

*Members of American Institute of
Certified Public Accountants
Society of Louisiana Certified
Public Accountants*

* A Professional Accounting Corporation

We conducted our audit in accordance with auditing standards generally accepted in the United States of America and the standards for financial audits contained in Government Auditing Standards, issued by the Comptroller General of the United States. Those standards require that we plan and perform the audit to obtain reasonable assurance about whether the financial statements are free of material misstatement. An audit includes examining, on a test basis, evidence supporting the amounts and disclosures in the financial statements. An audit also includes assessing the accounting principles used and significant estimates made by management, as well as evaluating the overall financial statement presentation. We believe that our audit and the reports of other auditors provide a reasonable basis for our opinions.

In our opinion, based on our audit and the reports of other auditors, the financial statements referred to above present fairly, in all material respects, the respective financial position of the governmental activities, the business-type activities, the aggregate discretely presented component units, each major fund, and the aggregate remaining fund information of the Lafayette City-Parish Consolidated Government, as of October 31, 2006, and the respective changes in financial position and cash flows, where applicable, thereof for the year then ended in conformity with accounting principles generally accepted in the United States of America.

In accordance with Government Auditing Standards, we have also issued our report dated March 30, 2007, on our consideration of Lafayette City-Parish Consolidated Government's internal control over financial reporting and our tests of its compliance with certain provisions of laws, regulations, contracts and grant agreements and other matters. The purpose of that report is to describe the scope of our testing of internal control over financial reporting and compliance and the results of that testing and not to provide an opinion on the internal control over financial reporting or on compliance. That report is an integral part of an audit performed in accordance with Government Auditing Standards, and should be considered in assessing the results of our audit.

The Management's Discussion and Analysis on pages 4 through 19 is not a required part of the basic financial statements but is supplementary information required by accounting principles generally accepted in the United States of America. We have applied certain limited procedures, which consisted principally of inquiries of management regarding the methods of measurement and presentation of the required supplementary information. However, we did not audit the information and express no opinion on it.

Our audit was conducted for the purpose of forming opinions on the financial statements that collectively comprise the Lafayette City-Parish Consolidated Government's basic financial statements. The accompanying financial information listed as other supplementary information (including the schedule of expenditures of federal awards) and the budgetary comparison schedules listed as required supplementary information in the table of contents, are presented for purposes of additional analysis and are not a required part of the basic financial statements. Such information has been subjected to the auditing procedures applied by us and the other auditors in the audit of the basic financial statements and, in our

opinion, based on our audit and the reports of other auditors, is fairly stated in all material respects in relation to the basic financial statements taken as a whole. The accompanying financial information in the Statistical Section has not been subjected to the auditing procedures applied by us in the audit of the basic financial statements and, accordingly, we express no opinion on it.

Broussard, Poche, Lewis & Breaux, L.L.P.

Lafayette, Louisiana
March 30, 2007

LAFAYETTE CITY-PARISH CONSOLIDATED GOVERNMENT

MANAGEMENT'S DISCUSSION AND ANALYSIS

As financial management of the Lafayette City-Parish Consolidated Government (LCG), we offer readers of this financial statement an overview and analysis of the financial activities of the Lafayette City-Parish Consolidated Government. This narrative is designed to assist the reader in focusing on significant financial issues, identify changes in the LCG's financial position, identify any material deviations from the approved budget documents, and identify individual fund issues or concerns.

The Management's Discussion and Analysis (MD&A) is designed to focus on the current year's activities, resulting changes and currently known facts. It should be read in conjunction with the financial statements that begin with Exhibit A.

FINANCIAL HIGHLIGHTS

- Assets of the LCG primary government exceeded its liabilities at the close of the most recent fiscal year by \$762.1 million (*net assets*). Of this amount, 4.8%, or \$36.6 million, (*unrestricted net assets*) may be used to meet the LCG's ongoing obligations to citizens and creditors.
- The LCG's total net assets increased by \$56.0 million (7.9%) during 2006. Governmental activities' net assets increased \$30.5 million during 2006, while business-type activities' net assets increased \$25.5 million.
- As of the close of the fiscal year, the LCG's governmental funds reported combined ending fund balances of \$224.5 million, a slight decrease of \$1.4 million in comparison with the prior year. Approximately 58.3% of this total amount, \$130.8 million, is available for spending at the LCG's discretion (*unreserved fund balance*).
- Resources available for appropriation in the General Fund were \$1.7 million above budget. Expenditures and transfers were \$7.4 million under budget for the year, resulting in a total increase of \$9.1 million.
- At October 31, 2006, unreserved fund balance for the General Fund was \$27.2 million, or 34.9% of total 2006 General Fund expenditures and transfers out.

OVERVIEW OF THE FINANCIAL STATEMENTS

With the implementation of Governmental Accounting Standards Board Statement No. 34, a government's presentation of financial statements has been greatly changed. The new statements focus on the LCG as a whole (government-wide) and the major individual funds. Both perspectives (government-wide and major fund) allow the reader to address relevant questions, broaden a basis for comparison (year to year or government to government), and should enhance LCG's accountability.

Government-Wide Financial Statements

The government-wide financial statements (see Exhibits A and B) are designed to be similar to private-sector business in that all governmental and business-type activities are consolidated into columns which add to a total for the primary government. These statements combine governmental funds' current financial resources with capital assets and long-term obligations. Also presented in the government-wide financial statements is a total column for the business-type activities of the primary government. Component units are separate legal governmental entities to which the LCG Council may be obligated to provide financial assistance and are presented as a separate column in the government-wide statements and as individual activities in the fund financial statements.

The Statement of Net Assets (Exhibit A) presents information on all the LCG's assets and liabilities, with the difference between the two reported as net assets. Over time, changes in net assets may serve as a useful indicator of whether the financial position of the LCG is improving or deteriorating.

The Statement of Activities (Exhibit B) presents information showing how the LCG's net assets changed during the most recent fiscal year. All changes in net assets are reported as soon as the underlying event giving rise to the change occurs, regardless of the timing of the related cash flows. Thus, revenues and expenses are reported in this statement for some items that will only result in cash flows in future fiscal periods. For example, uncollected taxes and earned but unused vacation leave result in cash flows for future periods. The focus of the Statement of Activities is on both the gross and net cost of various activities that are provided by the government's general tax and other revenues. This is intended to summarize information and simplify the user's analysis of cost of various governmental services and/or subsidy to various business-type activities and component units.

The governmental activities reflect the LCG's basic services including public safety (fire and law enforcement), general government (executive, legislative, judicial, finance, administrative services), streets and drainage, traffic and transportation, culture and recreation, health and welfare, economic development, conservation, and urban redevelopment and housing. These services are financed primarily with taxes. The business-type activities reflect private sector type operations where the fee for service typically covers all or most of the cost of operations including depreciation. The City's electric, water, wastewater, and fiber optics utilities and the LCG's solid waste collection, environmental services and animal shelter control program are reported here.

Fund Financial Statements

A fund is a grouping of related accounts that is used to maintain control over resources that have been segregated for specific activities or objectives. Traditional users of governmental financial statements will find the fund financial statements presentation more familiar. The focus is now on major funds, rather than generic fund types.

Governmental Funds are used to account for essentially the same functions reported as governmental activities in the government-wide financial statements. The governmental major funds (see Exhibits C through F) presentation is presented on a sources and uses of liquid resources basis. This is the manner in which the financial plan is typically developed. Unlike the government-wide financial statements, governmental fund financial statements focus on near-term outflows of spendable resources, as well as on balances of spendable resources available at the end of the fiscal year. Such information may be useful in evaluating a government's current financing requirements. The LCG has presented the General Fund, the City's Sales Tax Trust funds and the Capital Improvement Fund as major funds. All non-major governmental funds are presented in one column, titled Other Governmental Funds. Combining financial statements of the non-major funds can be found in the other supplementary information section that follows the basic financial statements.

Proprietary Funds encompass both enterprise and internal service funds on the fund financial statements. Enterprise funds are used to report the same functions presented as business-type activities in the government-wide financial statements. Internal service funds are an accounting device used to accumulate and allocate costs internally among the LCG's various functions. The LCG uses internal service funds to account for its central vehicle maintenance, central printing, self-insured insurance and group hospitalization activities. Because all of these services predominantly benefit governmental rather than business-type functions, they have been included within the governmental activities section in the government-wide financial statements. Combining statements of the non-major individual enterprise and internal service funds can be found in the other supplementary information section following the basic financial statements. The basic proprietary fund statements are located at Exhibits G through K.

Fiduciary Funds are used to account for resources held by the LCG in a trustee capacity or as an agent for others. These funds (see Exhibits L and M) are restricted in purpose and do not represent discretionary assets of the LCG. Therefore, these assets are not presented as part of the government-wide financial statements.

The total columns on the business-type fund financial statements for enterprise funds (see Exhibits G and I) and on the governmental funds financial statements (see Exhibits C and E) at the government-wide financial statements require reconciliation. The governmental funds' differences result from the different measurement focus and the reconciliation is presented on the pages following each statement (see Exhibits D and F). The flow of current financial resources will reflect bond proceeds and interfund transfers as other financial sources as well as capital expenditures and bond principal payments as expenditures. The reconciliation will eliminate these transactions and incorporate the capital assets and long-term obligations into the *Governmental Activities* column in the government-wide statements. For proprietary funds, the differences relate to transactions with the governmental funds that have been eliminated. This reconciliation is presented on the pages following the statements (see Exhibits H and J).

Capital Assets

General capital assets include land, land improvements, easements, buildings, vehicles, equipment and machinery, infrastructure, and all other assets of a tangible nature that are used in operations and that exceed the LCG's capitalization threshold (see Note 10). All projects completed and acquisitions occurring in fiscal year ended October 31, 2006 have been capitalized. The LCG has capitalized all purchased capital assets and all donated non-infrastructure general capital assets. Prior to the implementation of the new reporting model, no depreciation was charged on general capital assets. Accumulated depreciation was recorded for the first time in the 2002 financial statements based on the date of acquisition and the life span of the asset.

Notes to the Financial Statements

The notes provide additional information that is essential to a full understanding of the data provided in the government-wide and fund financial statements. The notes to the financial statements are a required part of the basic financial statements and can be found on pages 64 through 115 of this report.

Other Information

In addition to the basic financial statements and accompanying notes, this report also presents certain *required supplementary information*, the budgetary comparison schedules. Required supplementary information can be found in Exhibits P-1 through P-3 of this report.

The other supplementary information section referred to earlier in connection with the non-major governmental and proprietary funds is presented immediately following the required supplementary information in Exhibits Q-1 through Q-45.

Also included in the report are the Office of Management and Budget A-133 Single Audit Auditor reports, findings and schedules.

The Statistical Section (see Tables 1 through 15) is included for additional information and analysis and does not constitute a part of the audited financial statements.

GOVERNMENT-WIDE FINANCIAL ANALYSIS

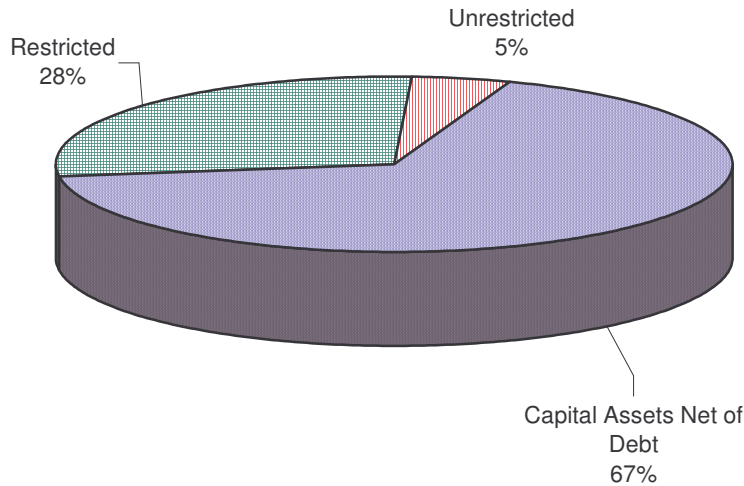
The following table reflects the condensed Statement of Net Assets for 2006, with comparative figures from 2005:

TABLE 1
LAFAYETTE CITY-PARISH CONSOLIDATED GOVERNMENT
CONDENSED STATEMENT OF NET ASSETS
October 31, 2006 and 2005
(in millions)

	<u>Governmental</u>		<u>Business-Type</u>		<u>Total</u>	
	<u>Activities</u>	<u>Activities</u>	<u>Activities</u>	<u>Activities</u>	<u>2006</u>	<u>2005</u>
	<u>2006</u>	<u>2005</u>	<u>2006</u>	<u>2005</u>	<u>2006</u>	<u>2005</u>
Assets:						
Current and other assets	\$258.3	\$256.8	\$ 62.0	\$ 63.9	\$ 320.3	\$ 320.7
Restricted assets	-	-	167.8	197.4	167.8	197.4
Capital assets	<u>468.0</u>	<u>455.2</u>	<u>541.8</u>	<u>513.3</u>	<u>1,009.8</u>	<u>968.5</u>
Total assets	<u>\$726.3</u>	<u>\$712.0</u>	<u>\$771.6</u>	<u>\$774.6</u>	<u>\$1,497.9</u>	<u>\$1,486.6</u>
Liabilities:						
Current liabilities	\$ 21.2	\$ 30.2	\$ 29.7	\$ 39.3	\$ 50.9	\$ 69.5
Long-term liabilities	<u>410.0</u>	<u>427.1</u>	<u>274.9</u>	<u>283.9</u>	<u>684.9</u>	<u>711.0</u>
Total liabilities	<u>\$431.2</u>	<u>\$457.3</u>	<u>\$304.6</u>	<u>\$323.2</u>	<u>\$ 735.8</u>	<u>\$ 780.5</u>
Net assets:						
Invested in capital assets						
net of debt	\$224.1	\$220.7	\$289.0	\$300.8	\$ 513.1	\$ 521.5
Restricted	89.6	71.7	122.8	116.7	212.4	188.4
Unrestricted	<u>(18.6)</u>	<u>(37.7)</u>	<u>55.2</u>	<u>33.9</u>	<u>36.6</u>	<u>(3.8)</u>
Total net assets	<u>\$295.1</u>	<u>\$254.7</u>	<u>\$467.0</u>	<u>\$451.4</u>	<u>\$ 762.1</u>	<u>\$ 706.1</u>

For more detailed information see Exhibit A, the Statement of Net Assets.

2006 Net Assets



The LCG's combined net assets at year end total \$762.1 million. Approximately 67% (\$513.1 million) of the LCG's net assets as of October 31, 2006, reflects the LCG's investment in capital assets (land, buildings, infrastructure, machinery and equipment) less any related outstanding debt used to acquire those assets that is still outstanding. The LCG uses these capital assets to provide services to citizens; consequently, these assets are not available for future spending. Another 28% (\$212.4 million) of the LCG's net assets are subject to external restrictions on how they may be used, such as property tax approved by the electorate for specific purposes. The remaining 5% (\$36.6 million) of net assets, referred to as *unrestricted*, may be used to meet the ongoing obligations of the LCG to citizens and creditors.

The deficit of \$18.6 million in unrestricted net assets in governmental activities is mainly the result of the excess of non-capital related long-term debt (the retirement systems' notes and claims liabilities) and the liability for unused employee vacation and sick days not previously funded, which together exceed current assets that are not externally dedicated for specific purposes. The business-type activities unrestricted assets are \$55.2 million at October 31, 2006.

The following Table 2 provides a summary of the changes in net assets for the year ended October 31, 2006, with comparative figures from 2005:

TABLE 2
LAFAYETTE CITY-PARISH CONSOLIDATED GOVERNMENT
CONDENSED STATEMENT OF CHANGES IN NET ASSETS
For the Years Ended October 31, 2006 and 2005
(in millions)

	Governmental Activities		Business-Type Activities		Total	
	<u>2006</u>	<u>2005</u>	<u>2006</u>	<u>2005</u>	<u>2006</u>	<u>2005</u>
Revenues:						
Program revenue -						
Fees, fines, and charges for services	\$ 13.9	\$ 11.3	\$276.4	\$271.9	\$290.3	\$283.2
Operating grants and contributions	15.3	13.0	-	-	15.3	13.0
Capital grants and contributions	0.3	2.2	0.2	0.5	0.5	2.7
General revenues -						
Sales taxes	74.8	63.8	-	-	74.8	63.8
Other taxes	43.5	40.0	-	-	43.5	40.0
Grants and contributions not restricted to specific programs	3.5	3.4	-	-	3.5	3.4
Other	15.1	9.2	6.1	1.8	21.2	11.0
Total revenues	<u>\$166.4</u>	<u>\$142.9</u>	<u>\$282.7</u>	<u>\$274.2</u>	<u>\$449.1</u>	<u>\$417.1</u>
Expenses:						
General government	\$ 26.4	\$ 31.0	\$ -	\$ -	\$ 26.4	\$ 31.0
Public safety	40.9	41.4	-	-	40.9	41.4
Traffic and transportation	7.0	7.1	-	-	7.0	7.1
Streets and drainage	14.9	13.9	-	-	14.9	13.9
Urban redevelopment and housing	2.5	3.7	-	-	2.5	3.7
Economic development and assistance	0.4	1.0	-	-	0.4	1.0
Culture and recreation	18.0	17.7	-	-	18.0	17.7
Health and welfare	4.8	2.2	-	-	4.8	2.2
Economic opportunity	4.2	2.1	-	-	4.2	2.1
Conservation of natural resources	0.1	0.1	-	-	0.1	0.1
Intergovernmental	1.7	1.7	-	-	1.7	1.7
Unallocated depreciation	11.8	11.6	-	-	11.8	11.6
Combined utilities system	-	-	177.5	192.0	177.5	192.0
Coal-fired electric plant	-	-	54.0	47.2	54.0	47.2
Animal shelter and control	-	-	0.9	0.7	0.9	0.7
Solid waste collection	-	-	8.7	7.6	8.7	7.6
Interest on long-term debt	19.3	18.7	-	-	19.3	18.7
Total expenses	<u>\$152.0</u>	<u>\$152.2</u>	<u>\$241.1</u>	<u>\$247.5</u>	<u>\$393.1</u>	<u>\$399.7</u>
Increase (decrease) in net assets before transfers	\$ 14.4	\$ (9.3)	\$ 41.6	\$ 26.7	\$ 56.0	\$ 17.4
Transfers	<u>16.1</u>	<u>15.8</u>	<u>(16.1)</u>	<u>(15.8)</u>	<u>-</u>	<u>-</u>
Increase in net assets	\$ 30.5	\$ 6.5	\$ 25.5	\$ 10.9	\$ 56.0	\$ 17.4
Net assets, November 1	254.7	249.6	451.4	440.5	706.1	690.1
Prior period adjustment	<u>9.9</u>	<u>(1.4)</u>	<u>(9.9)</u>	<u>-</u>	<u>-</u>	<u>(1.4)</u>
Net assets, October 31	<u>\$295.1</u>	<u>\$254.7</u>	<u>\$467.0</u>	<u>\$451.4</u>	<u>\$762.1</u>	<u>\$706.1</u>

The LCG's total revenues were \$449.1 million and the total cost of all programs and services was \$393.1 million. Therefore, net assets increased \$56.0 million from operations during the year. Additionally, an offsetting prior period adjustment of \$9.9 million between the business-type activities and the governmental activities had no net effect on total net assets. Our analysis below separately describes the operations of governmental and business-type activities.

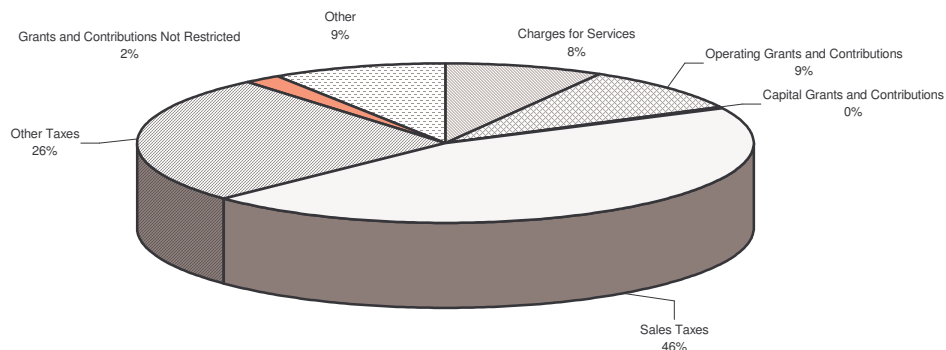
Governmental Activities net assets increased \$30.5 million in 2006. The cost of all governmental activities this year was \$152.0 million. As shown in the Statement of Activities in Exhibit B, the amount that our taxpayers financed was \$122.5 million because some of the cost was paid by those who directly benefited from the programs (\$13.9 million) or by other governments and organizations that subsidized certain programs with grants and contributions (\$15.6 million). Program revenues only covered 19.4% of total costs. The remainder was paid with taxes and other revenues, such as investment earnings and unrestricted grants and contributions.

The LCG's largest program in governmental activities is public safety, with over \$40.9 million of resources applied thereto. Following that is general government, interest on long-term debt, and culture and recreation.

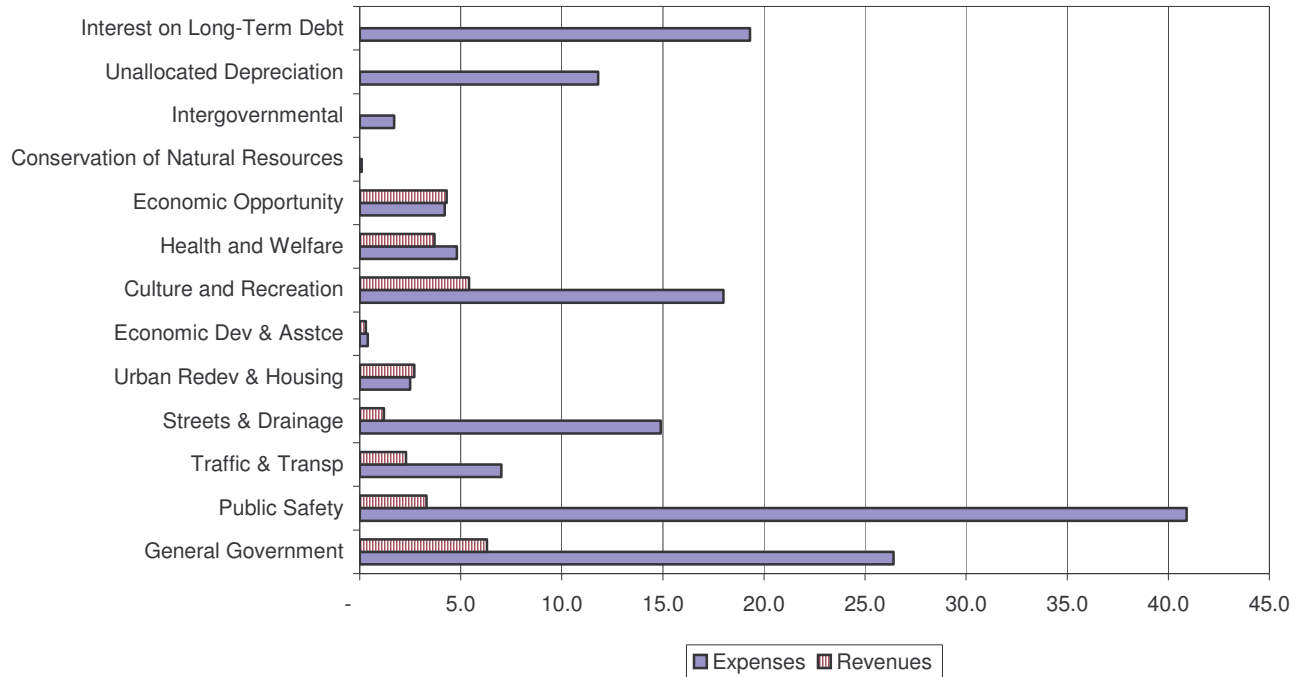
The government's net assets increased \$56.0 million during the current fiscal year. *Governmental Activities* net assets increased \$30.5 million. Some factors affecting the change in net assets for governmental activities were:

- (1) A net decrease in long-term debt of \$17.1 million due to bond refundings and scheduled debt service payments on outstanding bonds.
- (2) An increase in funds restricted for encumbrances of \$24.7 million.
- (3) An additional \$11.0 million in sales tax revenues due to increased retail sales, and an additional \$3.5 million in property tax revenues due to growth in property assessed valuation and additions to the tax rolls.
- (4) An increase in investment earnings of \$6.7 million due to higher investment rates and higher investment balances.

Revenues by Source-Governmental Activities

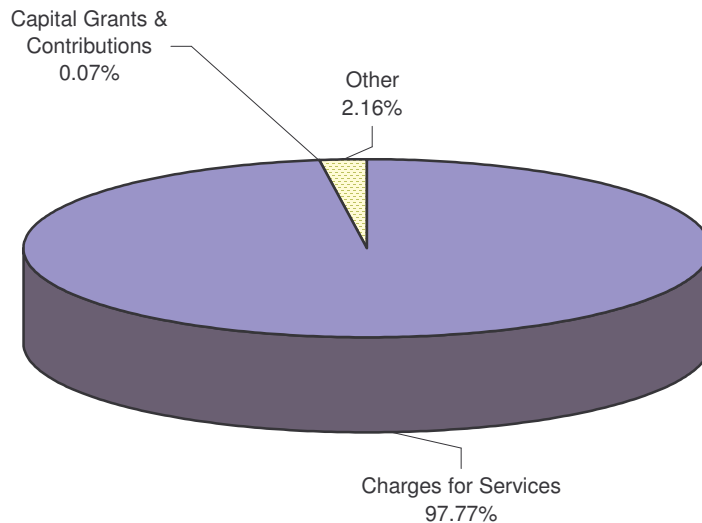


Expenses & Program Revenues-Governmental Activities

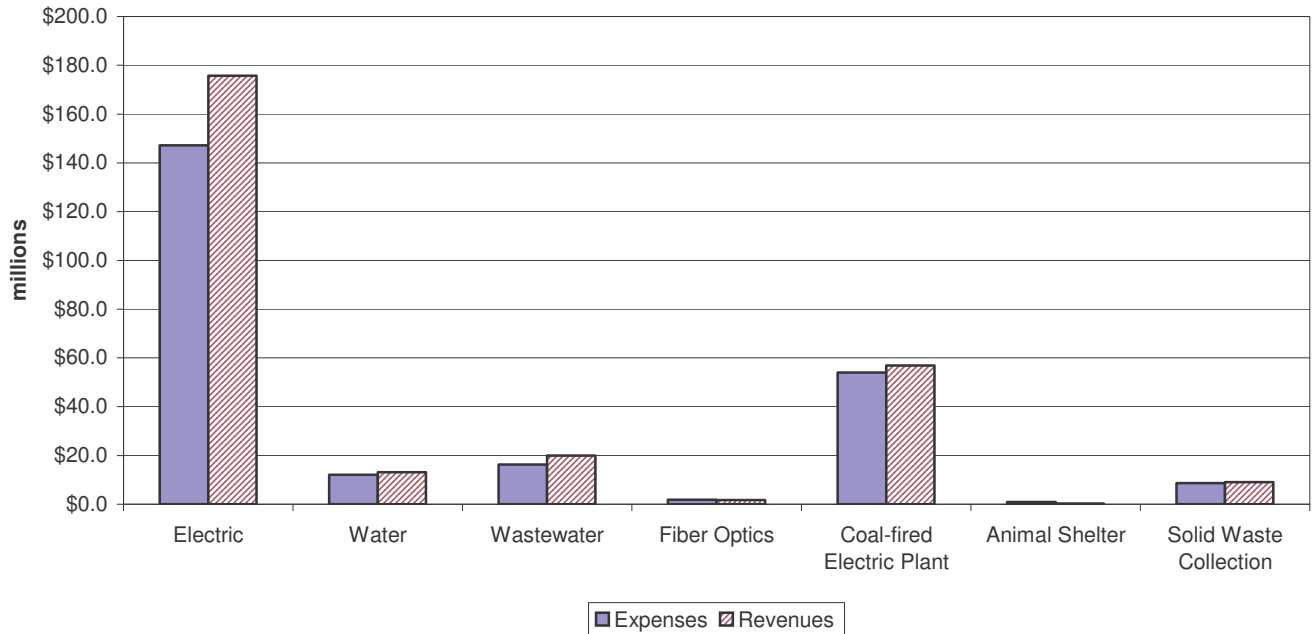


Business-Type Activities net assets increased by \$25.5 million in 2006. Charges for services make up 97.8% of the revenues in the business-type activities. Most of the net asset increase was in the LCG's main enterprise fund, the Utilities System. The other enterprise funds mainly broke even for the year, with revenues equaling expenses. The Utilities System revenues decreased \$6.9 million due mostly to production cost decreases that were passed on to customers through a decreased fuel adjustment rate on electric billings. At the same time expenses decreased \$14.5 million due mainly to the reduction in fuel cost expenses.

Revenues by Source-Business-type Activities



Expenses & Program Revenues-Business-Type Activities



FINANCIAL ANALYSIS OF THE GOVERNMENT'S FUNDS

As noted earlier, the LCG uses fund accounting to ensure and demonstrate compliance with finance-related legal requirements.

Governmental Funds: The focus of the LCG's governmental funds is to provide information on near-term inflows, outflows, and balances of spendable resources. Such information is useful in assessing the LCG's financing requirements. In particular, *unreserved fund balance* may serve as a useful measure of a government's net resources available for spending at the end of the fiscal year.

As of the end of the fiscal year, the LCG's governmental funds reported combined ending fund balances of \$224.5 million, a slight decrease of \$1.4 million in comparison with the prior year. Approximately 58.3% of this total amount (\$130.8 million) constitutes *unreserved fund balance*, which is available for spending at the LCG's discretion. The remainder of fund balance is *reserved* to indicate that it is not available for new spending because it has already been committed to: (1) liquidation of contracts and purchase orders of the prior period (\$38.9 million), (2) payment of debt service (\$45.6 million), (3) loans to low-income recipients (\$5.6 million), (4) construction (\$3.4 million), and (5) other miscellaneous commitments (\$0.2 million).

The General Fund is the chief operating fund of the Lafayette Consolidated Government. At the end of the fiscal year, total fund balance of the General Fund was \$27.5 million, \$27.2 million of which was unreserved. Compared with total fund balance of \$21.1 million at the end of 2005, fund balance increased approximately \$6.4 million during 2006. Key factors contributing to this change were as follows:

- (1) An increase in tax revenues of \$6.7 million, including sales tax transfers in.

- (2) A net decrease in transfers to special revenue funds of \$4.0 million due to increased revenue collections in those funds.
- (3) An increase in General Fund expenditures totaling \$2.1 million; primarily for salary increases, insurance cost increases, and retirement cost increases for employees.

Fund balance in the Sales Tax Capital Improvement Fund had an increase of \$10.1 million in 2006, due to significantly improved retail sales coupled with a slower disbursement rate on capital projects.

Proprietary Funds: The LCG's proprietary funds provide the same type of information found in the government-wide financial statements, but in more detail. As of the end of the current fiscal year, the primary government's proprietary funds reported ending net assets of \$469.6 million, an increase of \$25.6 million in comparison with the prior year.

LCG's main proprietary fund is the Utilities System Fund, which accounts for electric, water, wastewater, and wholesale fiber optic services. This fund ended the year with an increase of \$20.7 million in net assets, after transferring \$16.7 million to the General Fund as a payment in-lieu-of-tax. As previously discussed, the Utilities System experienced a decrease in revenues and expenses due to lower fuel costs that were passed on to customers. Somewhat offsetting the decrease in fuel costs was increases in distribution and treatment expenses and administrative and general costs.

GENERAL FUND BUDGETARY HIGHLIGHTS

The total difference between the original General Fund budget and the final amended budget was an increase in appropriations of \$6.0 million. The majority of the appropriation increases were needed to provide additional funding for departmental operations such as utilities, transportation, street lighting, and retirement costs. Additional funding was also provided to the Assessor for computer system and equipment upgrades and to the Adult Correctional Center for prisoner upkeep and medical costs. Revenues budgeted increased about \$5.6 million, mainly due to increases in sales tax and ad valorem taxes. This resulted in a \$0.4 million net increase funded from prior year available fund balances.

When actual results for 2006 are compared with the final budget, revenue collections, including transfers, exceeded budget by \$1.7 million; and expenditures and transfers were \$7.4 million less than appropriated, a positive variance of \$9.1 million. There were no overruns on expenditures at the legal level of control. Material differences between actual results and budgeted amounts in the General Fund are as follows:

- Sales tax revenue collections exceeded budget projections by \$3.1 million.
- Approximately \$7.0 million represented unexpended operating appropriations, most of which represent salary and retirement appropriations due to the high level of vacant positions throughout the year.

CAPITAL ASSET AND DEBT ADMINISTRATION

Capital Assets: The Lafayette Consolidated Government's investment in capital assets for its governmental and business-type activities as of October 31, 2006, amounts to \$1,009.8 million (net of accumulated depreciation). This investment in capital assets includes land, buildings and improvements, machinery and equipment, parking facilities, electric, water, wastewater, and fiber optic utility facilities, roads, highways, bridges, and drainage systems. The net increase in the LCG's investment in capital assets for the current fiscal year was \$41.3, or 4.3%.

TABLE 3
LAFAYETTE CITY-PARISH CONSOLIDATED GOVERNMENT
CAPITAL ASSETS
(NET OF DEPRECIATION)
October 31, 2006 and 2005
(in millions)

	Governmental Activities		Business-Type Activities		Total	
	2006	2005	2006	2005	2006	2005
Land	\$ 31.2	\$ 31.1	\$ 14.3	\$ 13.7	\$ 45.5	\$ 44.8
Buildings and improvements	70.2	70.4	0.2	0.2	70.4	70.6
Equipment	18.0	19.0	2.0	2.7	20.0	21.7
Infrastructure	278.4	283.4	-	-	278.4	283.4
Utility plant and equipment	-	-	475.2	410.6	475.2	410.6
Utility plant acquisition adjustments	-	-	19.4	21.2	19.4	21.2
Construction in progress	70.2	51.3	30.7	64.9	100.9	116.2
Total	<u>\$ 468.0</u>	<u>\$ 455.2</u>	<u>\$ 541.8</u>	<u>\$ 513.3</u>	<u>\$1,009.8</u>	<u>\$ 968.5</u>

Major capital asset events during the current fiscal year included the following:

- Construction and/or substantial completion of two new 90 MW peaking power stations and related distribution facilities for the Electric System
- Major improvements to wastewater treatment plants
- Substantial completion and/or construction of several major road improvements and extensions, such as South Domingue Rd, West Pont des Mouton Rd, and Ambassador Caffery and Ridge Intersectional Improvements
- Completion of various other street, drainage and recreation and parks improvements.
- Construction on the new North Library facility

- Substantial completion of the new West Broussard Bridge
- Various drainage improvements to Oak Coulee and Maryview Farm Road

Additional information on the LCG's capital assets can be found in Note 10 of this report.

Long-Term Debt: At the end of the current fiscal year, the LCG had total bonded debt outstanding of \$660.9 million. Of this amount, \$52.0 million comprises debt backed by the full faith and credit of the Lafayette Parish government. The remainder of the debt represents bonds secured solely by specified revenue sources such as the Utilities System revenues and the 2% City sales tax revenues. There are no general obligation bonds outstanding for the City of Lafayette at the end of the fiscal year.

TABLE 4
LAFAYETTE CITY-PARISH CONSOLIDATED GOVERNMENT
SUMMARY OF OUTSTANDING DEBT AT YEAR-END
October 31, 2006 and 2005
(in millions)

	Governmental Activities		Business-Type Activities		Total	
	2006	2005	2006	2005	2006	2005
Claims payable	\$ 10.1	\$ 8.0	\$ -	\$ -	\$ 10.1	\$ 8.0
Compensated absences	9.4	9.6	4.4	4.2	13.8	13.8
Capital leases	0.1	-	-	-	0.1	-
Parish general obligation bonds	50.4	51.6	-	-	50.4	51.6
Parish certificates of indebtedness	1.6	2.1	-	-	1.6	2.1
City sales tax revenue bonds	292.7	309.0	-	-	292.7	309.0
Taxable refunding bonds	45.7	46.8	-	-	45.7	46.8
Utilities revenue bonds	-	-	200.2	201.3	200.2	201.3
Lafayette Public Power Authority Revenue Bonds	-	-	70.3	78.4	70.3	78.4
Total	<u>\$410.0</u>	<u>\$427.1</u>	<u>\$274.9</u>	<u>\$283.9</u>	<u>\$684.9</u>	<u>\$711.0</u>

The Lafayette Consolidated Government's total debt decreased during the year by \$26.1 million. This is the net result of the refinancing of existing debt to take advantage of lower interest rates, an increase in claims liabilities, and scheduled principal payments on bonded debt. In July, 2006 the electorate of the City authorized the issuance of \$215.0 million in sales tax revenue bonds for major street and drainage capital projects.

The City of Lafayette issued \$23.7 million of Public Improvement Sales Tax Refunding Bonds, Series 2006A and 2006B, dated September 7, 2006 (secured by the 1% 1985 general sales and use tax and the 1% 1961 general sales and use tax) for the purpose of advance refunding various maturities of the Public Improvement Sales Tax Bonds, Series 2000B and 2000A.

As of October 31, 2006, LCG bonds are rated by two of the major rating services as follows:

	<u>Underlying Ratings</u>		<u>Insured Ratings</u>	
	<u>Moody's Investors Service</u>	<u>Standard and Poor's</u>	<u>Moody's Investors Service</u>	<u>Standard and Poor's</u>
City of Lafayette Sales Tax Revenue Bonds 1961 and 1985 Taxes	A1	AA-	Aaa	AAA
Lafayette Parish General Obligation Bonds	Aa3	A+	Aaa	AAA
City of Lafayette Utilities System Revenue Bonds	A1	A	Aaa	AAA
Lafayette Public Power Authority Revenue Bonds	A3	A	Aaa	AAA

Both of the major rating agencies upgraded the City of Lafayette's Sales Tax Revenue Bonds during 2006 and Moody's also upgraded the Parish G.O. Bonds in April, 2006 from A2 to Aa3.

Computation of the legal debt margin for general obligation bonds is as follows:

Governing Authority: City of Lafayette, Louisiana

Ad valorem Taxes:

Assessed Valuation, 2005 tax roll (FY 2006) \$ 825,433,861

Debt Limit: 10% of Assessed Valuation (for any one purpose) \$ 82,543,386

Debt Limit: 35% of Assessed Valuation (aggregate, all purposes) 288,901,851

There are no outstanding bonds secured by ad valorem taxes of the City of Lafayette at this time.

Governing Authority: Parish of Lafayette, Louisiana

Ad valorem Taxes:

Assessed Valuation, 2005 tax roll (FY 2006) \$1,288,587,140

Debt Limit: 10% of Assessed Valuation (for any one purpose) \$ 128,858,714

Debt outstanding by purpose:

Roads and Bridges	\$ 15,002,246
Parish Courthouse	\$ 1,382,723
Drainage	\$ 6,644,126
Fire Protection	\$ 633,486
Recreation	\$ 965,697
Jail	\$ 4,589,928
Public Library	\$ 21,146,794

The Louisiana Revised Statutes limit the City's bonded debt for any one purpose to 10% of the assessed valuation of the taxable property and 35% for all purposes. The Parish bonded debt is limited to 10% of the assessed valuation of the taxable property for any one purpose.

ECONOMIC FACTORS AND NEXT YEAR'S BUDGET AND RATES

Many factors were considered when preparing the fiscal year 2007 budget. One of those factors is the Lafayette economy. The 2006 assessed valuation for the City of Lafayette increased 4.7% and the Parish of Lafayette experienced an 8.3% increase compared to 2005. The Lafayette MSA civilian labor force employed in July 2006 was 126,600 compared to 128,500 in July 2005. Also in July 2006, unemployment in Lafayette Parish stood at 2.5% versus the State rate of 3.5%. Lafayette Parish did not experience extensive damages by Hurricanes Katrina and Rita, and in fact, many evacuees have settled in the Lafayette area driving up retail sales, services, and housing sales.

The City's 2% general sales and use tax and the Parish's 1% general sales and use tax are major revenue sources to the General Fund, making up 35% of revenues. The historical trend for the City sales tax has been positive and resulted in a 19% increase for fiscal year 2006. The FY 2007 budget was prepared with a 10% decrease compared to the 2006 actual because collections were not anticipated to continue to grow at that rate. However, for the period of November 2006 through March 2007, we have realized only a 4% decrease over the same period in the previous year. The average annual increase over the past five years has been 6.7%. The Parish sales tax increased 30% in 2006 following a 14% increase in 2005. The increase for the first five months of FY 2007 compared to the same period in FY 2006 is about 1%. The FY 2007 budget includes a projected decrease of 19%. The average annual increase over the last five years is 6.1%.

Another major revenue source to the City General Fund is the Utilities System's payment in-lieu-of-tax (ILOT), which makes up 22% of the City General Fund's revenues. The ILOT for fiscal year 2006 was \$16.6 million and is projected at \$17 million for the 2007 budget.

Amounts available for appropriation in the General Fund FY 2007 budget are \$89.0 million, an increase of 2% over the final 2006 budget of \$87.0 million. Leading the increase in revenues are property taxes and sales taxes as discussed above. Increased appropriations funded operating costs related to retirement costs, health insurance costs, a 4% general salary increase, increased library services, and public street lighting cost.

The FY 2007 budget estimates that the LCG's budgetary General Fund balance is expected to decrease by \$2.6 million by the close of 2007.

As for business-type activities, revenue increases are anticipated due to moderate growth in retail electric, water, and wastewater sales, and rate increases for water (5%) and wastewater (12.5%) effective November 2006. Fuel and purchase power costs for the electric system are also included at a slight increase compared to the previous year. The Utilities System continues its capital program to improve and construct electric production and substation facilities, water distribution, and wastewater collection improvements.

REQUESTS FOR INFORMATION

This financial report is designed to provide a general overview of the finances of the Lafayette City-Parish Consolidated Government and to demonstrate accountability for monies received. Questions concerning any of the information provided in this report or requests for additional information should be addressed to the Lafayette Consolidated Government, Office of Finance and Management, P.O. Box 4017-C, Lafayette, Louisiana, 70502.

This page intentionally left blank.

BASIC FINANCIAL STATEMENTS

LAFAYETTE CITY-PARISH CONSOLIDATED GOVERNMENT
LAFAYETTE, LOUISIANA

STATEMENT OF NET ASSETS
October 31, 2006

ASSETS	Primary Government			Component Units
	Governmental Activities	Business-Type Activities	Total	
Cash	\$ 9,415,724	\$ 20,770,258	\$ 30,185,982	\$ 40,742,032
Investments	219,463,108	7,029,379	226,492,487	16,627,067
Accrued interest receivable	1,837,098	1,070	1,838,168	120,916
Assessments receivable	1,115	15,443	16,558	-
Loans receivable, net	3,856,099	-	3,856,099	-
Inventories, net	223,872	9,811,618	10,035,490	141,309
Accounts receivable, net	899,250	21,921,882	22,821,132	1,906,140
Internal balances	3,064,905	(3,064,905)	-	-
Due from primary government	-	-	-	1,240,880
Due from component units	126,802	-	126,802	-
Due from other governmental agencies	15,243,614	1,917,913	17,161,527	3,898,770
Due from external parties	-	-	-	43,654
Taxes receivable	-	-	-	2,198,497
Other receivables	135,698	-	135,698	82,418
Prepaid items	89,974	33,494	123,468	288,329
Other assets	-	-	-	7,692
Restricted assets:				
Cash	-	19,202,577	19,202,577	3,593,325
Investments	-	147,792,271	147,792,271	618,995
Receivables	-	855,113	855,113	-
Deferred debits	3,948,085	3,546,920	7,495,005	97,293
Capital assets:				
Non-depreciable	101,446,586	44,988,903	146,435,489	12,554,006
Depreciable, net	366,528,108	496,831,247	863,359,355	73,348,279
Total assets	<u>\$726,280,038</u>	<u>\$ 771,653,183</u>	<u>\$1,497,933,221</u>	<u>\$157,509,602</u>

See Notes to Financial Statements.

LAFAYETTE CITY-PARISH CONSOLIDATED GOVERNMENT
LAFAYETTE, LOUISIANA

STATEMENT OF NET ASSETS (CONTINUED)
October 31, 2006

LIABILITIES	Primary Government			Component Units
	Governmental Activities	Business-Type Activities	Total	
Cash overdraft	\$ -	\$ -	\$ -	\$ 1,401,492
Accounts payable	7,346,477	12,677,264	20,023,741	3,093,818
Accrued liabilities	1,404,735	2,047,379	3,452,114	423,517
Retainage payable	1,560,620	3,457,209	5,017,829	-
Other payables	284,583	-	284,583	16,017
Due to component units	1,240,880	-	1,240,880	-
Due to primary government	-	-	-	54,733
Due to other governmental agencies	2,724,158	-	2,724,158	8,621
Deferred revenue	599,529	2,000	601,529	2,674,354
Due to external parties	13,600	-	13,600	-
Accrued interest payable	6,057,551	6,431,351	12,488,902	73,163
Customer deposits	-	5,103,831	5,103,831	119,390
Long-term liabilities:				
Portion due or payable within one year -				
Claims payable	4,609,174	-	4,609,174	-
Bonds and notes payable	19,800,000	9,785,000	29,585,000	888,943
Capital leases	17,104	-	17,104	287,625
Accrued and compensated absences	3,361,363	1,146,023	4,507,386	22,903
Portion due or payable after one year -				
Claims payable	5,486,371	-	5,486,371	-
Bonds and notes payable, net	370,577,475	260,701,916	631,279,391	13,558,399
Capital leases	81,292	-	81,292	575,411
Accrued compensated absences	6,028,908	3,263,660	9,292,568	786,711
Total liabilities	<u>\$431,193,820</u>	<u>\$ 304,615,633</u>	<u>\$ 735,809,453</u>	<u>\$ 23,985,097</u>
NET ASSETS				
Invested in capital assets, net of related debt	\$224,093,232	\$ 289,047,176	\$ 513,140,408	\$ 75,108,851
Restricted for:				
Capital projects	27,700,706	-	27,700,706	3,336,961
Debt service	39,578,223	122,842,907	162,421,130	1,513,843
Other	22,303,766	-	22,303,766	2,332,223
Unrestricted	(18,589,709)	55,147,467	36,557,758	51,232,627
Total net assets	<u>\$295,086,218</u>	<u>\$ 467,037,550</u>	<u>\$ 762,123,768</u>	<u>\$133,524,505</u>
Total liabilities and net assets	<u>\$726,280,038</u>	<u>\$ 771,653,183</u>	<u>\$1,497,933,221</u>	<u>\$157,509,602</u>

LAFAYETTE CITY-PARISH CONSOLIDATED GOVERNMENT
LAFAYETTE, LOUISIANA

STATEMENT OF ACTIVITIES
For the Year Ended October 31, 2006

Function/Program	Expenses	Program Revenues		
		Fees, Fines and Charges for Services	Operating Grants and Contributions	Capital Grants and Contributions
Primary government:				
Governmental activities -				
General government	\$ 26,342,261	\$ 4,271,108	\$ 1,976,873	\$ 32,501
Public safety	40,941,754	2,665,562	539,901	134,702
Traffic and transportation	7,025,520	634,825	1,530,408	91,728
Streets and drainage	14,938,170	27,977	1,115,621	87,961
Urban redevelopment and housing	2,472,701	722,500	1,996,216	-
Economic development and assistance	419,678	8,425	256,351	-
Culture and recreation	17,943,829	5,194,581	212,554	12,619
Health and welfare	4,803,349	351,660	3,374,486	-
Economic opportunity	4,244,278	-	4,317,184	-
Conservation of natural resources	81,593	-	-	-
Intergovernmental	1,681,226	-	-	-
Unallocated depreciation	11,793,440	-	-	-
Interest on long-term debt	19,337,046	-	-	-
Total governmental activities	\$152,024,845	\$ 13,876,638	\$ 15,319,594	\$ 359,511
Business-type activities -				
Electric	\$147,135,937	\$ 175,601,603	\$ -	\$ 64,276
Water	12,128,069	13,119,248	-	14,157
Sewer	16,278,461	19,910,497	-	17,175
Fiber optics	1,945,895	1,744,139	-	-
Coal-fired electric plant	53,987,104	56,789,937	-	-
Animal shelter control program	927,073	237,112	-	75,257
Solid waste collection services	8,682,657	8,980,834	-	804
Total business-type activities	\$241,085,196	\$ 276,383,370	\$ -0-	\$ 171,669
Total primary government	\$393,110,041	\$ 290,260,008	\$ 15,319,594	\$ 531,180

Net (Expense) Revenue and Change in Net Assets			
Primary Government			
Governmental Activities	Business-Type Activities	Total	Component Units
\$ (20,061,779)	\$ -	\$ (20,061,779)	\$ -
(37,601,589)	-	(37,601,589)	-
(4,768,559)	-	(4,768,559)	-
(13,706,611)	-	(13,706,611)	-
246,015	-	246,015	-
(154,902)	-	(154,902)	-
(12,524,075)	-	(12,524,075)	-
(1,077,203)	-	(1,077,203)	-
72,906	-	72,906	-
(81,593)	-	(81,593)	-
(1,681,226)	-	(1,681,226)	-
(11,793,440)	-	(11,793,440)	-
(19,337,046)	-	(19,337,046)	-
<u>\$ (122,469,102)</u>	<u>\$ -0-</u>	<u>\$ (122,469,102)</u>	<u>\$ -0-</u>
\$ -	\$ 28,529,942	\$ 28,529,942	\$ -
-	1,005,336	1,005,336	-
-	3,649,211	3,649,211	-
-	(201,756)	(201,756)	-
-	2,802,833	2,802,833	-
-	(614,704)	(614,704)	-
-	298,981	298,981	-
<u>\$ -0-</u>	<u>\$ 35,469,843</u>	<u>\$ 35,469,843</u>	<u>\$ -0-</u>
<u>\$ (122,469,102)</u>	<u>\$ 35,469,843</u>	<u>\$ (86,999,259)</u>	<u>\$ -0-</u>

(continued)

LAFAYETTE CITY-PARISH CONSOLIDATED GOVERNMENT
LAFAYETTE, LOUISIANA

STATEMENT OF ACTIVITIES (CONTINUED)
For the Year Ended October 31, 2006

Function/Program	Expenses	Program Revenues		
		Fees, Fines and Charges for Services	Operating Grants and Contributions	Capital Grants and Contributions
Component units	\$ 44,573,591	\$ 32,052,793	\$ 7,317,943	\$ 3,774,209
		General revenues:		
		Taxes -		
		Property		
		Sales		
		Occupational		
		Insurance premium		
		Other		
		Franchise fees		
		Interest and penalties - delinquent taxes		
		Grants and contributions not restricted to specific programs		
		Investment earnings		
		Miscellaneous		
		Gain (loss) on sale of capital assets		
		Transfers		
		Total general revenues and transfers		
		Change in net assets		
		Net assets, beginning, as restated		
		Net assets, ending		

See Notes to Financial Statements.

Net (Expense) Revenue and Change in Net Assets			
Primary Government			
Governmental Activities	Business-Type Activities	Total	Component Units
\$ -0-	\$ -0-	\$ -0-	\$ (1,428,646)
\$ 41,026,447	\$ -	\$ 41,026,447	\$ 4,484,671
74,808,409	-	74,808,409	-
1,822,073	-	1,822,073	-
610,843	-	610,843	-
34,028	-	34,028	2,030,198
2,142,010	-	2,142,010	-
148,486	-	148,486	-
3,518,602	-	3,518,602	424,516
11,255,899	6,121,114	17,377,013	1,989,234
1,621,487	10,517	1,632,004	410,620
(89,384)	(81,331)	(170,715)	-
16,077,298	(16,077,298)	-	-
<u>\$ 152,976,198</u>	<u>\$ (10,026,998)</u>	<u>\$ 142,949,200</u>	<u>\$ 9,339,239</u>
\$ 30,507,096	\$ 25,442,845	\$ 55,949,941	\$ 7,910,593
<u>264,579,122</u>	<u>441,594,705</u>	<u>706,173,827</u>	<u>125,613,912</u>
<u>\$ 295,086,218</u>	<u>\$ 467,037,550</u>	<u>\$ 762,123,768</u>	<u>\$133,524,505</u>

LAFAYETTE CITY-PARISH CONSOLIDATED GOVERNMENT
LAFAYETTE, LOUISIANA

BALANCE SHEET
GOVERNMENTAL FUNDS
October 31, 2006

ASSETS	<u>General</u>	<u>1961 Sales Tax Trust</u>	<u>1985 Sales Tax Trust</u>
Cash	\$ 2,131,467	\$ 1,897	\$ -
Investments	26,841,872	-	-
Accrued interest receivable	221,985	-	-
Assessments receivable:			
Delinquent	-	-	-
Loans receivable	-	-	-
Allowance for doubtful accounts	-	-	-
Inventories, at cost	-	-	-
Accounts receivable, net	175,823	-	-
Due from other funds	2,793,813	425,545	332,877
Due from component units	115,211	-	-
Due from other governmental agencies	703,725	3,032,388	2,661,437
Other receivables	135,698	-	-
Prepaid items	<u>-</u>	<u>-</u>	<u>-</u>
Total assets	<u>\$33,119,594</u>	<u>\$3,459,830</u>	<u>\$2,994,314</u>

Sales Tax Capital Improvements	Other Governmental Funds	Total Governmental Funds
\$ 740,464	\$ 9,532,336	\$ 12,406,164
18,957,332	167,601,874	213,401,078
156,779	1,408,200	1,786,964
-	1,115	1,115
-	4,109,274	4,109,274
-	(253,175)	(253,175)
-	49,245	49,245
12,500	419,090	607,413
4,410,742	2,816,851	10,779,828
-	11,591	126,802
604,414	2,319,432	9,321,396
-	-	135,698
-	17,122	17,122

<u>\$ 24,882,231</u>	<u>\$188,032,955</u>	<u>\$252,488,924</u>
----------------------	----------------------	----------------------

(continued)

LAFAYETTE CITY-PARISH CONSOLIDATED GOVERNMENT
LAFAYETTE, LOUISIANA

BALANCE SHEET
GOVERNMENTAL FUNDS (CONTINUED)
October 31, 2006

LIABILITIES AND FUND BALANCES	<u>General</u>	<u>1961 Sales Tax Trust</u>	<u>1985 Sales Tax Trust</u>
Liabilities:			
Cash overdraft	\$ -	\$ -	\$ -
Accounts payable	1,151,050	26,859	24,835
Accrued salaries and benefits	1,011,558	-	-
Retainage payable	-	-	-
Other payables	182,020	-	-
Due to other funds	1,968,818	3,432,971	2,969,479
Due to component units	1,240,880	-	-
Due to other governmental agencies	2,275	-	-
Deferred revenue	24,716	-	-
Total liabilities	<u>\$ 5,581,317</u>	<u>\$3,459,830</u>	<u>\$2,994,314</u>
Fund balances:			
Reserved for -			
Encumbrances	\$ 301,376	\$ -	\$ -
Construction	-	-	-
Debt service	-	-	-
Prepaid items	-	-	-
Housing	-	-	-
Noncurrent receivable	-	-	-
Designated for -			
Subsequent year's expenditures	4,148,567	-	-
Contingencies	9,500,000	-	-
Capital expenditures	-	-	-
Unreserved, undesignated	13,588,334	-	-
Unreserved, undesignated, reported in -			
Special Revenue Funds	-	-	-
Debt Service Funds	-	-	-
Capital Projects Funds	-	-	-
Total fund balances	<u>\$27,538,277</u>	<u>\$ -0-</u>	<u>\$ -0-</u>
Total liabilities and fund balances	<u>\$33,119,594</u>	<u>\$3,459,830</u>	<u>\$2,994,314</u>

See Notes to Financial Statements.

<u>Sales Tax Capital Improvements</u>	<u>Other Governmental Funds</u>	<u>Total Governmental Funds</u>
\$ -	\$ 2,766,419	\$ 2,766,419
404,360	5,419,816	7,026,920
42,731	315,686	1,369,975
199,927	1,360,693	1,560,620
-	102,563	284,583
34,618	2,047,161	10,453,047
-	-	1,240,880
-	2,721,883	2,724,158
260,100	314,713	599,529
<u>\$ 941,736</u>	<u>\$ 15,048,934</u>	<u>\$ 28,026,131</u>
\$ 2,097,233	\$ 36,523,259	\$ 38,921,868
-	3,388,000	3,388,000
-	45,635,774	45,635,774
-	15,622	15,622
-	5,583,094	5,583,094
-	175,929	175,929
5,900,000	2,115,562	12,164,129
-	-	9,500,000
9,678,271	63,945,907	73,624,178
6,264,991	-	19,853,325
-	12,006,518	12,006,518
-	736,201	736,201
-	2,858,155	2,858,155
<u>\$ 23,940,495</u>	<u>\$172,984,021</u>	<u>\$224,462,793</u>
<u>\$ 24,882,231</u>	<u>\$188,032,955</u>	<u>\$252,488,924</u>

LAFAYETTE CITY-PARISH CONSOLIDATED GOVERNMENT
LAFAYETTE, LOUISIANA

RECONCILIATION OF THE GOVERNMENTAL FUNDS
BALANCE SHEET TO THE STATEMENT OF NET ASSETS
October 31, 2006

Total fund balances - governmental funds		\$224,462,793
Total net assets reported for governmental activities in the statement of net assets is different because:		
Capital assets used in governmental activities are not financial resources and are therefore not reported in the funds.		
Capital assets, net		467,461,074
Long-term liabilities, including bonds payable, are not due and payable in the current period and are therefore not reported in the governmental funds.		
Accrued interest payable	\$ (6,057,551)	
Bonds payable	(390,377,475)	
Accrued compensated absences	<u>(9,178,679)</u>	(405,613,705)
Internal service funds are used by management to charge the costs of certain activities to individual funds. The assets and liabilities of internal service funds are included in governmental activities in the statement of net assets.		(1,066,741)
Some revenues were not considered measurable at year end and therefore not available soon enough to pay for current period expenditures.		5,894,712
Bond issue costs which are reported as expenditures in the year incurred in the governmental funds are deferred and amortized in the statement of activities.		
Bond issue costs, net of accumulated amortization		<u>3,948,085</u>
Net assets of governmental activities		<u>\$295,086,218</u>

See Notes to Financial Statements.

This page intentionally left blank.

LAFAYETTE CITY-PARISH CONSOLIDATED GOVERNMENT
LAFAYETTE, LOUISIANA

STATEMENT OF REVENUES, EXPENDITURES, AND CHANGES IN FUND BALANCES
GOVERNMENTAL FUNDS

For the Year Ended October 31, 2006

	General	1961 Sales Tax Trust	1985 Sales Tax Trust
Revenues:			
Taxes -			
Ad valorem	\$ 15,180,819	\$ -	\$ -
Sales and use	6,538,824	36,361,501	32,071,919
Utility System payments in lieu of taxes	16,653,751	-	-
Other	2,935,367	-	-
Licenses and permits	2,446,136	-	-
Intergovernmental -			
Federal grants	378,638	-	-
State funds:			
Grants	65,565	-	-
Parish transportation funds	-	-	-
State shared revenue	1,092,739	-	-
Other	359,942	-	-
Charges for services	5,230,397	-	-
Fines and forfeits	1,494,528	-	-
Investment earnings	1,165,444	87,474	77,080
Miscellaneous	2,023,547	-	-
Total revenues	\$ 55,565,697	\$ 36,448,975	\$ 32,148,999
Expenditures:			
Current -			
General government	\$ 21,623,669	\$ 227,693	\$ 212,020
Public safety	32,911,796	-	-
Traffic and transportation	1,901,503	-	-
Streets and drainage	7,872,978	-	-
Urban redevelopment and housing	371,619	-	-
Culture and recreation	455,683	-	-
Health and welfare	14,893	-	-
Economic opportunity	-	-	-
Economic development and assistance	125,699	-	-
Conservation of natural resources	81,593	-	-
Debt service -			
Principal retirement	1,150,000	-	-
Interest and fiscal charges	2,505,580	-	-
Transfer to paying agent	-	-	-
Capital outlay	-	-	-
Total expenditures	\$ 69,015,013	\$ 227,693	\$ 212,020

<u>Sales Tax Capital Improvements</u>	<u>Other Governmental Funds</u>	<u>Total Governmental Funds</u>
\$ -	\$ 25,845,628	\$ 41,026,447
-	-	74,972,244
-	-	16,653,751
-	-	2,935,367
-	2,135,479	4,581,615
220,814	12,024,302	12,623,754
18,234	1,512,170	1,595,969
-	1,404,213	1,404,213
-	998,264	2,091,003
62,500	809,349	1,231,791
-	6,872,392	12,102,789
-	511,954	2,006,482
648,111	8,869,080	10,847,189
40,396	1,090,175	3,154,118
<u>\$ 990,055</u>	<u>\$ 62,073,006</u>	<u>\$187,226,732</u>
\$ 1,269,971	\$ 7,683,245	\$ 31,016,598
311,170	4,332,648	37,555,614
782,904	3,325,023	6,009,430
3,041,974	2,705,526	13,620,478
-	2,197,003	2,568,622
815,036	15,008,988	16,279,707
8,775	4,700,788	4,724,456
-	4,320,043	4,320,043
-	256,351	382,050
-	-	81,593
-	17,758,000	18,908,000
-	17,129,532	19,635,112
-	292,507	292,507
3,873,600	27,575,073	31,448,673
<u>\$ 10,103,430</u>	<u>\$107,284,727</u>	<u>\$186,842,883</u>

(continued)

LAFAYETTE CITY-PARISH CONSOLIDATED GOVERNMENT
LAFAYETTE, LOUISIANA

STATEMENT OF REVENUES, EXPENDITURES, AND CHANGES IN FUND BALANCES (CONTINUED)
GOVERNMENTAL FUNDS
For the Year Ended October 31, 2006

	General	1961 Sales Tax Trust	1985 Sales Tax Trust
Excess (deficiency) of revenues over expenditures	\$ (13,449,316)	\$ 36,221,282	\$ 31,936,979
Other financing sources (uses):			
Transfers in	\$ 28,808,505	\$ 710,172	\$ 554,807
Transfers out	(7,261,004)	(36,931,454)	(32,491,786)
Transfers from component units	61,009	-	-
Transfers to component units	(1,721,701)	-	-
Bond proceeds	-	-	-
Transfer to paying agent	-	-	-
Sale of capital assets	14,485	-	-
Total other financing sources (uses)	\$ 19,901,294	\$ (36,221,282)	\$ (31,936,979)
Net change in fund balances	\$ 6,451,978	\$ -0-	\$ -0-
Fund balances, beginning	21,086,299	-	-
Fund balances, ending	\$ 27,538,277	\$ -0-	\$ -0-

See Notes to Financial Statements.

Sales Tax Capital Improvements	Other Governmental Funds	Total Governmental Funds
<u>\$ (9,113,375)</u>	<u>\$ (45,211,721)</u>	<u>\$ 383,849</u>
\$ 19,219,491	\$ 39,242,782	\$ 88,535,757
(134)	(12,433,860)	(89,118,238)
-	27,977	88,986
(100,000)	(38,192)	(1,859,893)
-	23,499,605	23,499,605
-	(23,014,461)	(23,014,461)
<u>61,192</u>	<u>-</u>	<u>75,677</u>
<u>\$ 19,180,549</u>	<u>\$ 27,283,851</u>	<u>\$ (1,792,567)</u>
\$ 10,067,174	\$ (17,927,870)	\$ (1,408,718)
<u>13,873,321</u>	<u>190,911,891</u>	<u>225,871,511</u>
<u>\$ 23,940,495</u>	<u>\$172,984,021</u>	<u>\$224,462,793</u>

LAFAYETTE CITY-PARISH CONSOLIDATED GOVERNMENT
LAFAYETTE, LOUISIANA

RECONCILIATION OF THE STATEMENT OF REVENUES, EXPENDITURES, AND
CHANGES IN FUND BALANCES OF GOVERNMENTAL FUNDS TO
THE STATEMENT OF ACTIVITIES

For the Year Ended October 31, 2006

Net change in fund balances - total governmental funds \$(1,408,718)

The change in net assets reported for governmental activities
in the statement of activities is different because:

Governmental funds report capital outlays as expenditures.
However, in the statement of activities the cost of
those assets is allocated over their estimated useful
lives and reported as depreciation expense.

Capital outlay	\$ 31,427,936	
Depreciation expense	<u>(18,467,644)</u>	12,960,292

The net effect of various miscellaneous transactions
involving capital assets, such as sales, trade-ins,
and donations, is to decrease net assets.

(170,433)

Because some revenues are not considered measurable
at year end, they are not considered "available"
revenues in the governmental funds.

Sales taxes		(167,116)
-------------	--	-----------

Bonds proceeds are reported as financing sources in
governmental funds and thus contribute to the
change in fund balance. In the statement of net
assets, however, issuing debt increases long-term
liabilities and does not affect the statement of
activities. Similarly, repayment of principal and
transfer to paying agent are expenditures in the
governmental funds but reduce the liability in the
statement of activities.

Bond proceeds	\$ (23,685,000)	
Transfer to paying agent	22,050,000	
Principal payments	<u>18,908,000</u>	17,273,000

(continued)

LAFAYETTE CITY-PARISH CONSOLIDATED GOVERNMENT
LAFAYETTE, LOUISIANA

RECONCILIATION OF THE STATEMENT OF REVENUES, EXPENDITURES, AND
CHANGES IN FUND BALANCES OF GOVERNMENTAL FUNDS TO
THE STATEMENT OF ACTIVITIES (CONTINUED)

For the Year Ended October 31, 2006

Governmental funds report the effect of issuance costs, premiums, discounts and similar items when debt is first issued, whereas these amounts are deferred and amortized in the statement of activities.

Bond issue costs amortized	\$ (408,030)	
Bond issue costs incurred in the current year	451,381	
Net bond premium, discount amortized	702,243	
Current year bond premium, discount, net	185,394	
Current year loss on refunding	1,256,878	
Loss on refunding amortized	<u>(587,176)</u>	1,600,690

Some expenses reported in the statement of activities do not require the use of current financial resources and therefore, are not reported as expenditures in governmental funds.

Decrease in accrued interest payable	\$ 591,120	
Decrease in compensated absences payable	<u>114,813</u>	705,933

Internal service funds are used by management to charge the costs of certain activities to individual funds. The net revenue (expense) of the internal service funds is reported with governmental activities.

Change in net assets of governmental activities		<u>(286,552)</u>
		<u>\$30,507,096</u>

See Notes to Financial Statements.

LAFAYETTE CITY-PARISH CONSOLIDATED GOVERNMENT
LAFAYETTE, LOUISIANA

STATEMENT OF NET ASSETS
PROPRIETARY FUNDS
October 31, 2006

	Business-Type Activities - Enterprise		
ASSETS	Utilities System	Lafayette Public Power Authority	Other Enterprise Funds
CURRENT ASSETS			
Cash	\$ 1,457,484	\$ 19,900,663	\$ 5,453
Investments	6,900,000	-	129,379
Accrued interest receivable	-	-	1,070
Inventories, net	5,973,343	3,838,275	-
Accounts receivable, net	19,477,698	177,691	2,266,493
Special assessments receivable	6,472	-	-
Due from other funds	12,082	678,235	276
Due from other governmental agencies	1,917,913	-	-
Prepaid items	33,494	-	-
Total current assets	<u>\$ 35,778,486</u>	<u>\$ 24,594,864</u>	<u>\$2,402,671</u>
NONCURRENT ASSETS			
Restricted assets:			
Cash	\$ 6,104,247	\$ 13,098,330	\$ -
Investments	130,136,755	17,655,516	-
Receivables	791,219	63,894	-
Total restricted assets	<u>\$137,032,221</u>	<u>\$ 30,817,740</u>	<u>\$ -0-</u>
CAPITAL ASSETS			
Land	\$ 10,943,468	\$ -	\$3,147,688
Buildings and site improvements, net	-	-	182,809
Equipment, net	-	-	416,589
Utility plant and equipment, net	439,876,797	37,078,065	-
Utility plant acquisition adjustments, net	19,478,951	-	-
Construction in process	29,437,960	1,257,823	-
Total capital assets	<u>\$499,737,176</u>	<u>\$ 38,335,888</u>	<u>\$3,747,086</u>
OTHER ASSETS			
Special assessments receivable	\$ 8,971	\$ -0-	\$ -0-
DEFERRED DEBITS			
	<u>\$ 2,979,132</u>	<u>\$ 567,788</u>	<u>\$ -0-</u>
Total assets	<u>\$675,535,986</u>	<u>\$ 94,316,280</u>	<u>\$6,149,757</u>

See Notes to Financial Statements.

<u>Funds</u>	Governmental Activities Internal Service Funds
<u>Total</u>	<u>Service Funds</u>
\$ 21,363,600	\$ 150,678
7,029,379	6,062,030
1,070	50,134
9,811,618	174,627
21,921,882	291,837
6,472	-
690,593	145,022
1,917,913	-
33,494	72,852
<u>\$ 62,776,021</u>	<u>\$ 6,947,180</u>

\$ 19,202,577	\$ -
147,792,271	-
855,113	-
<u>\$167,849,961</u>	<u>\$ -0-</u>

\$ 14,091,156	\$ -
182,809	252,402
416,589	261,218
476,954,862	-
19,478,951	-
30,695,783	-
<u>\$541,820,150</u>	<u>\$ 513,620</u>

<u>\$ 8,971</u>	<u>\$ -0-</u>
-----------------	---------------

<u>\$ 3,546,920</u>	<u>\$ -0-</u>
---------------------	---------------

<u>\$776,002,023</u>	<u>\$ 7,460,800</u>
----------------------	---------------------

(continued)

LAFAYETTE CITY-PARISH CONSOLIDATED GOVERNMENT
LAFAYETTE, LOUISIANA

STATEMENT OF NET ASSETS (CONTINUED)
PROPRIETARY FUNDS
October 31, 2006

LIABILITIES	Business-Type Activities - Enterprise		
	Utilities System	Lafayette Public Power Authority	Other Enterprise Funds
CURRENT LIABILITIES (payable from current assets)			
Cash overdraft	\$ 16,713	\$ -	\$ 576,629
Accounts payable	9,491,336	1,845,347	1,340,581
Accrued liabilities	2,021,843	-	25,536
Deferred revenue	-	-	2,000
Retainage payable	3,457,209	-	-
Unpaid claims liability	-	-	-
Due to other funds	1,155,304	-	20,692
Capital lease payable	-	-	-
Accrued compensated absences	1,096,994	-	49,029
Total	\$ 17,239,399	\$ 1,845,347	\$2,014,467
CURRENT LIABILITIES (payable from restricted assets)			
Revenue bonds payable	\$ -	\$ 9,785,000	\$ -
Interest coupons payable	4,767,856	1,663,495	-
Customers' deposits	5,103,831	-	-
Total	\$ 9,871,687	\$ 11,448,495	\$ -0-
Total current liabilities	\$ 27,111,086	\$ 13,293,842	\$2,014,467
NONCURRENT LIABILITIES			
Revenue bonds payable	\$200,188,932	\$ 67,657,028	\$ -
Unamortized loss on bond refunding	-	(7,144,044)	-
Claims payable	-	-	-
Capital lease payable	-	-	-
Accrued compensated absences	3,226,361	-	37,299
Total noncurrent liabilities	\$203,415,293	\$ 60,512,984	\$ 37,299
Total liabilities	\$230,526,379	\$ 73,806,826	\$2,051,766
NET ASSETS			
Invested in capital assets, net of related debt	\$332,713,004	\$ (47,412,914)	\$3,747,086
Restricted for:			
Debt service	96,525,167	26,317,740	-
Unrestricted	15,771,436	41,604,628	350,905
Total net assets	\$445,009,607	\$ 20,509,454	\$4,097,991
Total liabilities and net assets	\$675,535,986	\$ 94,316,280	\$6,149,757

<u>Funds</u>	Governmental Activities Internal <u>Service Funds</u>
<u>Total</u>	
\$ 593,342	\$ 374,699
12,677,264	292,051
2,047,379	34,760
2,000	-
3,457,209	-
-	4,609,174
1,175,996	-
-	17,104
1,146,023	110,310
<u>\$ 21,099,213</u>	<u>\$ 5,438,098</u>
\$ 9,785,000	\$ -
6,431,351	-
5,103,831	-
<u>\$ 21,320,182</u>	<u>\$ -0-</u>
<u>\$ 42,419,395</u>	<u>\$ 5,438,098</u>
\$267,845,960	\$ -
(7,144,044)	-
-	5,486,371
-	81,292
3,263,660	101,282
<u>\$263,965,576</u>	<u>\$ 5,668,945</u>
<u>\$306,384,971</u>	<u>\$ 11,107,043</u>
\$289,047,176	\$ 415,224
122,842,907	-
57,726,969	(4,061,467)
<u>\$469,617,052</u>	<u>\$ (3,646,243)</u>
<u>\$776,002,023</u>	<u>\$ 7,460,800</u>

LAFAYETTE CITY-PARISH CONSOLIDATED GOVERNMENT
LAFAYETTE, LOUISIANARECONCILIATION OF THE PROPRIETARY FUNDS STATEMENT OF
NET ASSETS TO THE STATEMENT OF NET ASSETS
October 31, 2006

Total net assets - enterprise funds	\$469,617,052
Total net assets reported for business-type activities in the statement of net assets is different because:	
The net revenue (expense) of certain internal service funds are reported with business-type activities.	<u>(2,579,502)</u>
Net assets of business-type activities	<u>\$467,037,550</u>

See Notes to Financial Statements.

This page intentionally left blank.

LAFAYETTE CITY-PARISH CONSOLIDATED GOVERNMENT
LAFAYETTE, LOUISIANA

STATEMENT OF REVENUES, EXPENSES, AND CHANGES IN
FUND NET ASSETS
PROPRIETARY FUNDS

For the Year Ended October 31, 2006

	Business-Type Activities - Enterprise		
	Utilities System	Lafayette Public Power Authority	Other Enterprise Funds
Operating revenues:			
Charges for services	\$206,749,078	\$ 56,789,937	\$8,969,384
Miscellaneous	3,626,409	-	248,562
Total operating revenues	<u>\$210,375,487</u>	<u>\$ 56,789,937</u>	<u>\$9,217,946</u>
Operating expenses:			
Production, collection, and cost of services	\$117,695,216	\$ 43,493,903	\$8,835,007
Distribution and treatment	17,057,812	159,742	-
Administrative and general	19,608,029	2,130,846	636,199
Transfer to City in lieu of taxes	16,653,751	-	-
Depreciation and amortization	17,433,036	4,230,252	151,714
Total operating expenses	<u>\$188,447,844</u>	<u>\$ 50,014,743</u>	<u>\$9,622,920</u>
Operating income (loss)	<u>\$ 21,927,643</u>	<u>\$ 6,775,194</u>	<u>\$ (404,974)</u>
Nonoperating revenues (expenses):			
Investment earnings	\$ 4,211,171	\$ 1,902,124	\$ 7,819
Interest expense	(4,611,156)	(2,255,608)	-
Other, net	(881,260)	(1,716,753)	(70,814)
Total nonoperating revenues (expenses)	<u>\$ (1,281,245)</u>	<u>\$ (2,070,237)</u>	<u>\$ (62,995)</u>
Income (loss) before contributions and transfers	\$ 20,646,398	\$ 4,704,957	\$ (467,969)
Capital contributions	95,608	-	76,061
Transfers in	-	-	585,854
Transfers out	<u>(9,401)</u>	<u>-</u>	<u>-</u>
Change in net assets	\$ 20,732,605	\$ 4,704,957	\$ 193,946
Net assets, beginning	<u>424,277,002</u>	<u>15,804,497</u>	<u>3,904,045</u>
Net assets, ending	<u>\$445,009,607</u>	<u>\$ 20,509,454</u>	<u>\$4,097,991</u>

See Notes to Financial Statements.

<u>Funds</u>	
<u>Total</u>	<u>Governmental Activities Internal Service Funds</u>
\$272,508,399	\$ 26,455,171
3,874,971	1,932,528
<u>\$276,383,370</u>	<u>\$ 28,387,699</u>
\$170,024,126	\$ 29,193,803
17,217,554	-
22,375,074	-
16,653,751	-
21,815,002	98,690
<u>\$248,085,507</u>	<u>\$ 29,292,493</u>
<u>\$ 28,297,863</u>	<u>\$ (904,794)</u>
\$ 6,121,114	\$ 404,341
(6,866,764)	(644)
(2,668,827)	(810)
<u>\$ (3,414,477)</u>	<u>\$ 402,887</u>
\$ 24,883,386	\$ (501,907)
171,669	26,692
585,854	-
(9,401)	-
\$ 25,631,508	\$ (475,215)
<u>443,985,544</u>	<u>(3,171,028)</u>
<u>\$469,617,052</u>	<u>\$ (3,646,243)</u>

LAFAYETTE CITY-PARISH CONSOLIDATED GOVERNMENT
LAFAYETTE, LOUISIANARECONCILIATION OF THE STATEMENT OF REVENUES, EXPENSES, AND
CHANGES IN FUND NET ASSETS OF PROPRIETARY FUNDS TO
THE STATEMENT OF ACTIVITIES

For the Year Ended October 31, 2006

Change in net assets - total enterprise funds	\$25,631,508
The change in net assets reported for business-type activities in the statement of activities is different because:	
The net revenue (expense) of certain internal service funds are reported with business-type activities.	<u>(188,663)</u>
Change in net assets of business-type activities	<u>\$25,442,845</u>

See Notes to Financial Statements.

This page intentionally left blank.

LAFAYETTE CITY-PARISH CONSOLIDATED GOVERNMENT
LAFAYETTE, LOUISIANA

STATEMENT OF CASH FLOWS
PROPRIETARY FUNDS
For the Year Ended October 31, 2006

	Business-Type Activities - Enterprise		
	Utilities System	Lafayette Public Power Authority	Other Enterprise Funds
CASH FLOWS FROM OPERATING ACTIVITIES			
Receipts from customers	\$ 218,357,617	\$ 59,438,851	\$ 8,655,459
Receipts from insured	-	-	-
Payments to suppliers for goods and services	(154,237,646)	(44,637,623)	(6,877,059)
Payments to employees and for employee related costs	(14,139,837)	(226,147)	(1,234,623)
Payments for claims	-	-	-
Internal activity - receipts from (payments to) other funds	(19,216,627)	-	(456,765)
Other receipts (payments)	(1,571,258)	4,080,749	260,804
Net cash provided by operating activities	\$ 29,192,249	\$ 18,655,830	\$ 347,816
CASH FLOWS FROM NONCAPITAL FINANCING ACTIVITIES			
Increase (decrease) in cash overdraft	\$ (87,673)	\$ -	\$ (997,782)
Increase (decrease) in customer deposits, net of refunds	429,516	-	-
Interest paid on customer deposits	(21,297)	-	-
Transfers in	6,194	-	498,133
Net cash provided by (used in) noncapital financing activities	\$ 326,740	\$ -0-	\$ (499,649)
CASH FLOWS FROM CAPITAL AND RELATED FINANCING ACTIVITIES			
Capital contributions from outside parties	\$ 90,902	\$ -	\$ -
Proceeds from sale of fixed assets	-	2,241,980	-
Principal payments	(840,000)	(9,410,000)	-
Interest paid	(9,885,435)	(3,493,250)	-
Purchase and construction of fixed assets	(54,867,685)	(1,171,198)	-
Net cash provided by (used in) capital and related financing activities	\$ (65,502,218)	\$ (11,832,468)	\$ -0-
CASH FLOWS FROM INVESTING ACTIVITIES			
Interest earnings	\$ 5,797,601	\$ 1,903,230	\$ 8,399
Sales (purchases) of investments	9,248,634	(111,924)	142,557
Other	863,683	152,545	-
Net cash provided by (used in) investing activities	\$ 15,909,918	\$ 1,943,851	\$ 150,956
Net increase (decrease) in cash and cash equivalents	\$ (20,073,311)	\$ 8,767,213	\$ (877)
Balances, beginning of the year	66,926,000	24,231,780	6,330
Balances, end of the year	\$ 46,852,689	\$ 32,998,993	\$ 5,453

<u>Funds</u>	Governmental Activities Internal Service Funds
<u>Total</u>	<u>Service Funds</u>
\$ 286,451,927	\$ 6,280,383
-	20,543,749
(205,752,328)	(9,469,846)
(15,600,607)	(1,764,134)
-	(15,636,816)
(19,673,392)	-
<u>2,770,295</u>	<u>1,953,566</u>
\$ <u>48,195,895</u>	\$ <u>1,906,902</u>
\$ (1,085,455)	\$ (777,719)
429,516	-
(21,297)	-
<u>504,327</u>	<u>-</u>
\$ <u>(172,909)</u>	\$ <u>(777,719)</u>
\$ 90,902	\$ -
2,241,980	-
(10,250,000)	(1,367)
(13,378,685)	(644)
<u>(56,038,883)</u>	<u>-</u>
\$ <u>(77,334,686)</u>	\$ <u>(2,011)</u>
\$ 7,709,230	\$ 356,340
9,279,267	(1,373,564)
<u>1,016,228</u>	<u>-</u>
\$ <u>18,004,725</u>	\$ <u>(1,017,224)</u>
\$ (11,306,975)	\$ 109,948
<u>91,164,110</u>	<u>40,730</u>
\$ <u>79,857,135</u>	\$ <u>150,678</u>

(continued)

LAFAYETTE CITY-PARISH CONSOLIDATED GOVERNMENT
LAFAYETTE, LOUISIANA

STATEMENT OF CASH FLOWS (CONTINUED)
PROPRIETARY FUNDS
For the Year Ended October 31, 2006

	Business-Type Activities - Enterprise		
	Utilities System	Lafayette Public Power Authority	Other Enterprise Funds
RECONCILIATION OF OPERATING INCOME TO NET CASH PROVIDED BY OPERATING ACTIVITIES			
Operating income (loss)	\$ 21,927,643	\$ 6,775,194	\$ (404,974)
Adjustments to reconcile operating income (loss) to net cash provided by operating activities:			
Depreciation	17,433,036	4,230,252	151,714
Provision for bad debts	573,152	-	6,863
Other	(979,393)	1,238,991	10,517
Change in assets and liabilities:			
Receivables	7,408,980	11,466	(215,337)
Due from other funds	-	2,796,103	(276)
Due from component units	-	-	-
Due from other governmental agencies	(605,809)	-	-
Inventories	(1,095,746)	2,454,638	-
Prepaid expenses and clearing accounts	49,473	-	-
Accounts and other payables	(15,677,769)	1,149,186	799,309
Deferred debits	(28,584)	-	-
Other liabilities	187,266	-	-
Net cash provided by operating activities	<u>\$ 29,192,249</u>	<u>\$ 18,655,830</u>	<u>\$ 347,816</u>
Noncash investing, capital and financing activities:			
Capital assets contributed from other funds	<u>\$ -0-</u>	<u>\$ -0-</u>	<u>\$ 76,061</u>
Increase (decrease) in fair value of investments	<u>\$ 658,290</u>	<u>\$ -0-</u>	<u>\$ (160)</u>
Loss on disposal of capital assets	<u>\$ -0-</u>	<u>\$ -0-</u>	<u>\$ (81,331)</u>
Financed capital assets	<u>\$ -0-</u>	<u>\$ -0-</u>	<u>\$ -0-</u>
Cash and cash equivalents shown on statement of net assets as:			
Current assets -			
Cash	\$ 1,457,484	\$ 19,900,663	\$ 5,453
Investments	6,900,000	-	-
	<u>\$ 8,357,484</u>	<u>\$ 19,900,663</u>	<u>\$ 5,453</u>
Restricted assets -			
Cash	\$ 6,104,247	\$ 13,098,330	\$ -
Investments	32,390,958	-	-
	<u>\$ 38,495,205</u>	<u>\$ 13,098,330</u>	<u>\$ -0-</u>
Total	<u>\$ 46,852,689</u>	<u>\$ 32,998,993</u>	<u>\$ 5,453</u>

See Notes to Financial Statements.

<u>Funds</u>	Governmental Activities Internal Service Funds
<u>Total</u>	<u>Service Funds</u>
\$ 28,297,863	\$ (904,794)
21,815,002	98,690
580,015	-
270,115	-
7,205,109	527,395
2,795,827	251,626
-	127,848
(605,809)	-
1,358,892	84,625
49,473	3,559
(13,729,274)	1,717,953
(28,584)	-
187,266	-
<u>\$ 48,195,895</u>	<u>\$ 1,906,902</u>
<u>\$ 76,061</u>	<u>\$ 26,692</u>
<u>\$ 658,130</u>	<u>\$ 26,148</u>
<u>\$ (81,331)</u>	<u>\$ -0-</u>
<u>\$ -0-</u>	<u>\$ 99,763</u>
\$ 21,363,600	\$ 150,678
6,900,000	-
<u>\$ 28,263,600</u>	<u>\$ 150,678</u>
\$ 19,202,577	\$ -
32,390,958	-
<u>\$ 51,593,535</u>	<u>\$ -0-</u>
<u>\$ 79,857,135</u>	<u>\$ 150,678</u>

LAFAYETTE CITY-PARISH CONSOLIDATED GOVERNMENT
LAFAYETTE, LOUISIANA

STATEMENT OF FIDUCIARY NET ASSETS
FIDUCIARY FUNDS
October 31, 2006

ASSETS	Metrocode Retirement Fund	Investment Trust Fund	Agency Funds
Cash	\$ 2,134	\$ 426,984	\$16,398,927
Investments	-	10,834,457	-
Accrued interest receivable	-	89,606	-
Due from other funds	-	-	13,600
Total assets	<u>\$ 2,134</u>	<u>\$ 11,351,047</u>	<u>\$16,412,527</u>
LIABILITIES			
Accrued liabilities	\$ -	\$ -	\$ 261,121
Due to other governmental agencies	-	-	112,046
Due to external parties	-	-	43,654
Other payables	-	-	15,872,432
Due to primary government	-	-	123,274
Total liabilities	<u>\$ -0-</u>	<u>\$ -0-</u>	<u>\$16,412,527</u>
NET ASSETS			
Held in trust for pool participants	<u>\$ 2,134</u>	<u>\$ 11,351,047</u>	<u>\$ -0-</u>
Total net assets	<u><u>\$ 2,134</u></u>	<u><u>\$ 11,351,047</u></u>	<u><u>\$ -0-</u></u>

See Notes to Financial Statements.

LAFAYETTE CITY-PARISH CONSOLIDATED GOVERNMENT
LAFAYETTE, LOUISIANA

STATEMENT OF CHANGES IN FIDUCIARY NET ASSETS
FIDUCIARY FUNDS

For the Year Ended October 31, 2006

	Metrocode Retirement Fund	Investment Trust Fund
ADDITIONS		
Investment income:		
Net decrease in fair value of investments	\$ (2)	\$ 67,019
Interest	-	451,284
Total investment income	<u>\$ (2)</u>	<u>\$ 518,303</u>
Individual account transactions:		
Participant deposits	-	4,556,434
Transfers in	<u>6,028</u>	<u>-</u>
Total additions	<u>\$ 6,026</u>	<u>\$ 5,074,737</u>
DEDUCTIONS		
Benefits paid	\$ 3,892	\$ -
Distributions to participants	<u>-</u>	<u>5,008,972</u>
Total deductions	<u>\$ 3,892</u>	<u>\$ 5,008,972</u>
Change in net assets held in trust for:		
Pension benefits	\$ 2,134	\$ -
Pool participants	-	65,765
Net assets, beginning	<u>-</u>	<u>11,285,282</u>
Net assets, ending	<u>\$ 2,134</u>	<u>\$11,351,047</u>

See Notes to Financial Statements.

LAFAYETTE CITY-PARISH CONSOLIDATED GOVERNMENT
LAFAYETTE, LOUISIANA

COMBINING STATEMENT OF NET ASSETS
ALL DISCRETELY PRESENTED COMPONENT UNITS
October 31, 2006

ASSETS	Downtown Development <u>Authority</u>	Criminal <u>Court</u>	Firemen's Pension and <u>Relief Fund</u>	Police Pension and <u>Relief Fund</u>
Cash	\$ 964,136	\$ 100	\$ 60,982	\$ 15,113
Investments	-	-	1,561,459	386,986
Accrued interest receivable	-	-	12,913	3,200
Accounts receivable, net	-	-	-	-
Taxes receivable	59,190	-	-	-
Other receivables	-	-	-	-
Due from primary government	-	1,240,880	-	-
Due from external parties	-	-	-	-
Due from other governmental agencies	277,832	259,635	-	-
Inventory	-	-	-	-
Prepaid items	-	-	-	-
Deposits	-	-	-	-
Restricted assets	-	-	-	-
Deferred debits	-	-	-	-
Capital assets, net	<u>81,818</u>	<u>57,714</u>	<u>-</u>	<u>-</u>
Total assets	<u>\$ 1,382,976</u>	<u>\$1,558,329</u>	<u>\$ 1,635,354</u>	<u>\$ 405,299</u>
LIABILITIES AND NET ASSETS				
Liabilities:				
Cash overdraft	\$ -	\$1,401,492	\$ -	\$ -
Accounts payable	16,292	47,485	-	1,052
Accrued liabilities	-	51,638	168,883	-
Other payables	-	-	-	-
Due to primary government	-	-	-	-
Due to other governmental agencies	-	-	-	-
Deferred revenue	-	-	-	-
Deposits	-	-	-	-
Long-term liabilities -				
Portion due or payable within				
one year	10,458	-	-	-
Portion due or payable after				
one year	99,486	-	-	-
Total liabilities	<u>\$ 126,236</u>	<u>\$1,500,615</u>	<u>\$ 168,883</u>	<u>\$ 1,052</u>
Net assets:				
Invested in capital assets, net of related debt	\$ 81,818	\$ 57,714	\$ -	\$ -
Restricted for:				
Capital projects	-	-	-	-
Debt service	-	-	-	-
Other purposes	-	-	1,466,471	404,247
Unrestricted	1,174,922	-	-	-
Total net assets	<u>\$ 1,256,740</u>	<u>\$ 57,714</u>	<u>\$ 1,466,471</u>	<u>\$ 404,247</u>
Total liabilities and net assets	<u>\$ 1,382,976</u>	<u>\$1,558,329</u>	<u>\$ 1,635,354</u>	<u>\$ 405,299</u>
See Notes to Financial Statements.				

Cajundome Commission	City Court of Lafayette	Marshal - City Court of Lafayette	Lafayette Regional Airport	Lafayette Parish Waterworks District North	Lafayette Parish Waterworks District South	
\$ 3,201,671	\$ 3,987,632	\$ 598,894	\$ 4,898,868	\$ 971,519	\$2,451,217	
-	-	-	680,654	-	103	
-	-	-	-	-	-	
463,061	-	27,957	350,730	213,928	149,944	
-	-	-	511,073	-	-	
-	-	-	2,584	-	-	
-	-	-	-	-	-	
-	43,654	-	-	-	-	
836,723	-	-	1,520,834	-	-	
103,845	-	-	-	5,000	-	
-	-	-	200,698	25,170	1,479	
7,692	-	-	-	-	-	
-	-	-	2,746,025	1,051,031	415,264	
-	-	-	62,144	-	35,149	
-	158,734	105,597	63,666,491	6,690,590	5,134,926	C
<u>\$ 4,612,992</u>	<u>\$ 4,190,020</u>	<u>\$ 732,448</u>	<u>\$74,640,101</u>	<u>\$8,957,238</u>	<u>\$8,188,082</u>	O
						N
						T
\$ -	\$ -	\$ -	\$ -	\$ -	\$ -	
627,286	-	8,914	907,484	187,666	57,051	I
113,540	-	-	62,790	40,852	10,583	
-	-	-	-	11,920	2,093	N
-	-	-	-	-	-	
1,458	-	-	-	-	115	U
1,648,148	-	-	78,300	-	-	
-	-	-	15,975	82,265	21,150	E
						D
227,010	-	-	500,000	111,943	217,000	
585,688	-	-	2,575,750	4,748,161	4,420,238	
<u>\$ 3,203,130</u>	<u>\$ -0-</u>	<u>\$ 8,914</u>	<u>\$ 4,140,299</u>	<u>\$5,182,807</u>	<u>\$4,728,230</u>	
\$ (674,423)	\$ 158,734	\$ 105,597	\$61,425,981	\$1,942,429	\$2,462,243	
2,222,560	-	-	1,114,401	-	-	
-	-	-	-	816,746	415,161	
-	461,505	-	-	-	-	
(138,275)	3,569,781	617,937	7,959,420	1,015,256	582,448	
<u>\$ 1,409,862</u>	<u>\$ 4,190,020</u>	<u>\$ 723,534</u>	<u>\$70,499,802</u>	<u>\$3,774,431</u>	<u>\$3,459,852</u>	
<u>\$ 4,612,992</u>	<u>\$ 4,190,020</u>	<u>\$ 732,448</u>	<u>\$74,640,101</u>	<u>\$8,957,238</u>	<u>\$8,188,082</u>	

LAFAYETTE CITY-PARISH CONSOLIDATED GOVERNMENT
LAFAYETTE, LOUISIANA

COMBINING STATEMENT OF NET ASSETS (CONTINUED)
ALL DISCRETELY PRESENTED COMPONENT UNITS
October 31, 2006

ASSETS	Lafayette Public Trust Financing Authority	Lafayette Parish Clerk of Court	Lafayette Parish Assessor	District Attorney of the 15th Judicial District
Cash	\$ 5,564,214	\$7,160,662	\$ 340,241	\$ 2,017,188
Investments	13,997,865	-	-	-
Accrued interest receivable	-	104,803	-	-
Accounts receivable, net	-	361,657	-	338,863
Taxes receivable	-	-	1,344,088	-
Other receivables	-	-	55,986	-
Due from primary government	-	-	-	-
Due from external parties	-	-	-	-
Due from other governmental agencies	-	47,949	-	-
Inventory	-	7,887	-	-
Prepaid items	-	24,559	-	6,163
Deposits	-	-	-	-
Restricted assets	-	-	-	-
Deferred debits	-	-	-	-
Capital assets, net	<u>315,674</u>	<u>1,038,473</u>	<u>162,908</u>	<u>109,478</u>
Total assets	<u>\$ 19,877,753</u>	<u>\$8,745,990</u>	<u>\$1,903,223</u>	<u>\$ 2,471,692</u>
LIABILITIES AND NET ASSETS				
Liabilities:				
Cash overdraft	\$ -	\$ -	\$ -	\$ -
Accounts payable	2,237	659,113	52,839	452,673
Accrued liabilities	-	-	3,006	-
Other payables	-	-	-	-
Due to primary government	-	-	-	-
Due to other governmental agencies	-	3,969	-	-
Deferred revenue	-	-	-	-
Deposits	-	-	-	-
Long-term liabilities -				
Portion due or payable within				
one year	-	-	73,060	-
Portion due or payable after				
one year	-	464,231	115,553	-
Total liabilities	<u>\$ 2,237</u>	<u>\$1,127,313</u>	<u>\$ 244,458</u>	<u>\$ 452,673</u>
Net assets:				
Invested in capital assets, net of related debt	\$ -	\$1,038,473	\$ 85,868	\$ 109,478
Restricted for:				
Capital projects	-	-	-	-
Debt service	-	-	-	-
Other purposes	-	-	-	-
Unrestricted	19,875,516	6,580,204	1,572,897	1,909,541
Total net assets	<u>\$ 19,875,516</u>	<u>\$7,618,677</u>	<u>\$1,658,765</u>	<u>\$ 2,019,019</u>
Total liabilities and net assets	<u>\$ 19,877,753</u>	<u>\$8,745,990</u>	<u>\$1,903,223</u>	<u>\$ 2,471,692</u>

Lafayette Parish Bayou Vermilion District	Lafayette Parish Communication District	15th Judicial District Indigent Defender Board	Total
\$2,700,471	\$ 4,845,840	\$ 963,284	\$ 40,742,032
-	-	-	16,627,067
-	-	-	120,916
-	-	-	1,906,140
-	284,146	-	2,198,497
23,848	-	-	82,418
-	-	-	1,240,880
-	-	-	43,654
802,068	19,722	134,007	3,898,770
24,577	-	-	141,309
6,374	20,483	3,403	288,329
-	-	-	7,692
-	-	-	4,212,320
-	-	-	97,293
<u>3,406,899</u>	<u>4,943,188</u>	<u>29,795</u>	<u>85,902,285</u>
<u>\$6,964,237</u>	<u>\$ 10,113,379</u>	<u>\$ 1,130,489</u>	<u>\$157,509,602</u>
\$ -	\$ -	\$ -	\$ 1,401,492
26,645	41,754	5,327	3,093,818
22,419	22,969	-	496,680
-	-	2,004	16,017
-	54,733	-	54,733
3,079	-	-	8,621
917,631	30,275	-	2,674,354
-	-	-	119,390
60,000	-	-	1,199,471
<u>1,880,000</u>	<u>31,414</u>	<u>-</u>	<u>14,920,521</u>
<u>\$2,909,774</u>	<u>\$ 181,145</u>	<u>\$ 7,331</u>	<u>\$ 23,985,097</u>
\$3,341,956	\$ 4,943,188	\$ 29,795	\$ 75,108,851
-	-	-	3,336,961
281,936	-	-	1,513,843
-	-	-	2,332,223
430,571	4,989,046	1,093,363	51,232,627
<u>\$4,054,463</u>	<u>\$ 9,932,234</u>	<u>\$ 1,123,158</u>	<u>\$133,524,505</u>
<u>\$6,964,237</u>	<u>\$ 10,113,379</u>	<u>\$ 1,130,489</u>	<u>\$157,509,602</u>

LAFAYETTE CITY-PARISH CONSOLIDATED GOVERNMENT
LAFAYETTE, LOUISIANA

COMBINING STATEMENT OF ACTIVITIES
ALL DISCRETELY PRESENTED COMPONENT UNITS
For the Year Ended October 31, 2006

	<u>Downtown Development Authority</u>	<u>Criminal Court</u>	<u>Firemen's Pension and Relief Fund</u>	<u>Police Pension and Relief Fund</u>
Expenses	\$ 543,772	\$2,917,835	\$ 108,343	\$ 26,260
Program revenues:				
Charges for services	-	760,250	-	-
Operating grants and contributions	38,192	2,149,665	-	-
Capital grants and contributions	-	-	-	-
Net program revenues (expenses)	<u>\$ (505,580)</u>	<u>\$ (7,920)</u>	<u>\$ (108,343)</u>	<u>\$ (26,260)</u>
General revenues:				
Taxes -				
Property	\$ 344,824	\$ -	\$ -	\$ -
Hotel/motel	-	-	-	-
Grants and contributions not restricted to specific programs	-	-	-	-
Investment earnings	47,817	-	76,044	18,622
Miscellaneous	-	-	-	-
Total general revenues	<u>\$ 392,641</u>	<u>\$ -0-</u>	<u>\$ 76,044</u>	<u>\$ 18,622</u>
Change in net assets	\$ (112,939)	\$ (7,920)	\$ (32,299)	\$ (7,638)
Net assets, beginning	<u>1,369,679</u>	<u>65,634</u>	<u>1,498,770</u>	<u>411,885</u>
Net assets, ending	<u>\$ 1,256,740</u>	<u>\$ 57,714</u>	<u>\$ 1,466,471</u>	<u>\$ 404,247</u>

See Notes to Financial Statements.

<u>Cajundome Commission</u>	<u>City Court of Lafayette</u>	<u>Marshal - City Court of Lafayette</u>	<u>Lafayette Regional Airport</u>	<u>Lafayette Parish Waterworks District North</u>	<u>Lafayette Parish Waterworks District South</u>	
\$11,088,451	\$ 1,912,961	\$ 214,747	\$ 8,109,459	\$2,019,261	\$ 960,227	
6,884,679	523,637	358,604	5,696,494	2,403,062	1,092,329	C
2,042,258	1,602,034	-	296,165	-	-	
<u>100,000</u>	<u>-</u>	<u>-</u>	<u>3,070,382</u>	<u>-</u>	<u>88,396</u>	O
<u>\$(2,061,514)</u>	<u>\$ 212,710</u>	<u>\$ 143,857</u>	<u>\$ 953,582</u>	<u>\$ 383,801</u>	<u>\$ 220,498</u>	N
						T
\$ -	\$ -	\$ -	\$ 1,709,521	\$ -	\$ -	I
2,030,198	-	-	-	-	-	
						N
-	-	-	41,936	-	-	
70,315	145,393	3,296	221,977	40,600	23,101	U
<u>75,378</u>	<u>-</u>	<u>-</u>	<u>13,856</u>	<u>9,051</u>	<u>-</u>	
<u>\$ 2,175,891</u>	<u>\$ 145,393</u>	<u>\$ 3,296</u>	<u>\$ 1,987,290</u>	<u>\$ 49,651</u>	<u>\$ 23,101</u>	E
						D
\$ 114,377	\$ 358,103	\$ 147,153	\$ 2,940,872	\$ 433,452	\$ 243,599	
<u>1,295,485</u>	<u>3,831,917</u>	<u>576,381</u>	<u>67,558,930</u>	<u>3,340,979</u>	<u>3,216,253</u>	
<u>\$ 1,409,862</u>	<u>\$ 4,190,020</u>	<u>\$ 723,534</u>	<u>\$70,499,802</u>	<u>\$3,774,431</u>	<u>\$3,459,852</u>	

LAFAYETTE CITY-PARISH CONSOLIDATED GOVERNMENT
LAFAYETTE, LOUISIANA

COMBINING STATEMENT OF ACTIVITIES (CONTINUED)
ALL DISCRETELY PRESENTED COMPONENT UNITS
For the Year Ended October 31, 2006

	Lafayette Public Trust Financing Authority	Lafayette Parish Clerk of Court	Lafayette Parish Assessor	District Attorney of the 15th Judicial District
Expenses	\$ 41,078	\$6,381,486	\$ 1,546,357	\$ 2,921,650
Program revenues:				
Charges for services	-	6,239,975	46,293	2,710,134
Operating grants and contributions	-	156,395	-	655,977
Capital grants and contributions	-	-	-	-
Net program revenues (expenses)	<u>\$ (41,078)</u>	<u>\$ 14,884</u>	<u>\$ (1,500,064)</u>	<u>\$ 444,461</u>
General revenues:				
Taxes -				
Property	\$ -	\$ -	\$ 1,551,181	\$ -
Hotel/motel	-	-	-	-
Grants and contributions not restricted to specific programs	-	-	83,980	-
Investment earnings	571,839	462,315	22,300	25,471
Miscellaneous	<u>1,100</u>	<u>285,342</u>	<u>-</u>	<u>12</u>
Total general revenues	<u>\$ 572,939</u>	<u>\$ 747,657</u>	<u>\$ 1,657,461</u>	<u>\$ 25,483</u>
Change in net assets	\$ 531,861	\$ 762,541	\$ 157,397	\$ 469,944
Net assets, beginning	<u>19,343,655</u>	<u>6,856,136</u>	<u>1,501,368</u>	<u>1,549,075</u>
Net assets, ending	<u>\$ 19,875,516</u>	<u>\$7,618,677</u>	<u>\$ 1,658,765</u>	<u>\$ 2,019,019</u>

Lafayette Parish Bayou Vermilion District	Lafayette Parish Communication District	15th Judicial District Indigent Defender Board	Total
\$ 1,740,817	\$ 2,616,487	\$ 1,424,400	\$ 44,573,591
700,059	3,051,085	1,586,192	32,052,793
55,371	321,886	-	7,317,943
<u>-</u>	<u>515,431</u>	<u>-</u>	<u>3,774,209</u>
\$ (985,387)	\$ 1,271,915	\$ 161,792	\$ (1,428,646)
\$ 879,145	\$ -	\$ -	\$ 4,484,671
-	-	-	2,030,198
-	-	298,600	424,516
51,410	186,123	22,611	1,989,234
<u>14,148</u>	<u>11,733</u>	<u>-</u>	<u>410,620</u>
\$ 944,703	\$ 197,856	\$ 321,211	\$ 9,339,239
\$ (40,684)	\$ 1,469,771	\$ 483,003	\$ 7,910,593
<u>4,095,147</u>	<u>8,462,463</u>	<u>640,155</u>	<u>125,613,912</u>
<u>\$ 4,054,463</u>	<u>\$ 9,932,234</u>	<u>\$ 1,123,158</u>	<u>\$133,524,505</u>

LAFAYETTE CITY-PARISH CONSOLIDATED GOVERNMENT
LAFAYETTE, LOUISIANA

NOTES TO FINANCIAL STATEMENTS

Note 1. Summary of Significant Accounting Policies

The financial statements of the Lafayette City-Parish Consolidated Government (the "Government") are prepared in accordance with generally accepted accounting principles (GAAP). The Governmental Accounting Standards Board (GASB) is responsible for establishing GAAP for state and local governments through its pronouncements (Statements and Interpretations). Governments are also required to follow the pronouncements of the Financial Accounting Standards Board (FASB) issued through November 30, 1989 (when applicable) that do not conflict with or contradict GASB pronouncements for both the business-type activities and proprietary fund financial statements. Although the Government has the option to apply FASB pronouncements issued after that date, they have chosen not to do so. The more significant of the Government's accounting policies are described below.

Reporting entity:

The financial reporting entity consists of (a) the primary government, (b) organizations for which the primary government is financially accountable, and (c) other organizations for which the primary government is not accountable, but for which the nature and significance of their relationship with the primary government are such that exclusion would cause the reporting entity's financial statements to be misleading or incomplete.

Primary government -

Lafayette City-Parish Consolidated Government - The Government operates under an elected President-Council (nine members) administrative-legislative form of government. The Consolidated Government's operations include police and fire protection, public transportation (a Government-owned bus system), streets and drainage, parks and recreation, certain social services (including urban redevelopment and housing) and general administration services. The Government owns and operates three enterprise activities: a utilities system which generates and distributes electricity and provides water and sewer services; an environmental services fund which provides residential waste collection; and an animal control shelter which provides a parish-wide animal control program.

Component units -

Governmental Accounting Standards Board (GASB) Statement No. 14, "The Financial Reporting Entity" establishes criteria for determining which entities should be considered a component unit and, as such, part of the reporting entity for financial reporting purposes. The basic criteria are as follows:

NOTES TO FINANCIAL STATEMENTS

1. Legal status of the potential component unit including the right to incur its own debt, levy its own taxes and charges, expropriate property in its own name, sue and be sued, and the right to buy, sell and lease property in its own name.
2. Whether the primary government's governing authority (City-Parish Council or City-Parish President) appoints a majority of board members of the potential component unit.
3. Fiscal interdependency between the primary government and the potential component unit.
4. Imposition of will by the primary government on the potential component unit.
5. Financial benefit/burden relationship between the primary government and the potential component unit.

Based on this criteria, the Government includes the component units detailed below in the financial reporting entity.

Blended component unit -

Lafayette Public Power Authority (LPPA) - LPPA was created by the Louisiana Legislature for the purpose of acquiring electric generating facilities in conjunction with other governmental entities or private enterprises. LPPA owns 50% of a coal-fired generating plant in Boyce, Louisiana (other owners: Cleco - 30%; Louisiana Energy and Power Authority - 20%). All energy produced from LPPA's share of the facility is sold to the Government. The Lafayette Public Utilities Authority (LPUA) is LPPA's governing authority and is comprised of City-Parish council members whose council district includes sixty percent (60%) or more of persons residing in the City of Lafayette and the Government's Director of Utilities is its Managing Director. Although it is legally separate from the Government, LPPA is reported as if it were part of the primary government because its governing body is composed of much of the governing body of the Government and all of the energy generated is sold to Lafayette City-Parish Government's Utilities System.

Discretely presented component units -

Downtown Development Authority - The Downtown Development Authority was created by the Louisiana Legislature to implement various plans to aid and encourage both private and public development of the Lafayette Centre Development District. The Council appoints the seven members of the Authority, and the Council must also approve any development plans of the Authority. Funding is provided by an

NOTES TO FINANCIAL STATEMENTS

ad valorem tax. The tax began in 1993 and will continue for a period of 15 years. The Authority's fiscal year end is December 31.

Fifteenth Judicial District Criminal Court - The Fifteenth Judicial District Court is composed of eleven judges elected from the parishes of Acadia, Vermilion and Lafayette. The Lafayette City-Parish Council approves the operating budget of the Court and has responsibility for funding any deficits. In addition, one-half of any excess funds goes to the Government's General Fund.

Police Pension and Relief Fund and Firemen's Pension and Relief Fund - These entities were created by the Louisiana Legislature to provide retirement and disability benefits to the firemen and policemen of the City of Lafayette. During a prior fiscal year, each merged with its respective statewide system. The funds will continue to exist until all assets have been liquidated.

Cajundome Commission - The Commission was created in 1987 by an intergovernmental agreement between the City of Lafayette and the University of Southwestern Louisiana, and is responsible for overseeing the operations of the Cajundome, a multi-purpose civic center. Three of the five members of the Commission are appointed by the Consolidated Government, and the Government makes an annual contribution toward the operating and capital costs of the Cajundome.

City Court of Lafayette and Marshal-City Court of Lafayette - The day-to-day operations of City Court of Lafayette and the Marshal are funded through the Lafayette City-Parish Consolidated Government's General Fund. In addition, the activities of the Court and the Marshal are primarily for City residents.

Lafayette Regional Airport - Lafayette Regional Airport is a municipally owned, non-hub airport located on U.S. Highway 90 East in the City of Lafayette. The Airport provides passenger service through three regional carriers. The major source of revenue for the Airport is rentals on buildings, hangars, land, and terminal space. The Airport is governed by a seven member, non-elected commission. Five members are appointed by the Lafayette Consolidated Government, one member is appointed by the Parish President, and one member is appointed by the mayors of the various municipalities surrounding Lafayette. The Airport's fiscal year end is December 31.

Lafayette Parish Waterworks District North - The Lafayette Parish Waterworks District North was created under the provisions of Louisiana Revised Statutes 33:3811, for the purpose of providing potable drinking water to the rural areas of Lafayette Parish. The

NOTES TO FINANCIAL STATEMENTS

District is governed by a board of commissioners composed of nine members appointed by Lafayette Parish Consolidated Government. Each board of commissioners serves a four year term and cannot serve more than 12 years. The District's fiscal year end is December 31.

Lafayette Parish Waterworks District South - The Lafayette Parish Waterworks District South was issued a charter by the State of Louisiana and a franchise from the Parish of Lafayette on October 10, 1974. The District's purpose is to provide a water system for the southern district of Lafayette Parish. The Lafayette Parish Consolidated Government Council appoints the governing body of the District. The District's fiscal year end is August 31.

Lafayette Public Trust Financing Authority (LPTFA) - LPTFA was formed as a public trust on January 16, 1979 pursuant to Chapter 2-A of Title 9 of the Louisiana revised statutes. The beneficiary of the trust is the City of Lafayette. LPTFA was created to provide financing to low and moderate income families within the Parish of Lafayette. The governing body of LPTFA is comprised of a board of five trustees appointed by the Lafayette City-Parish Council. LPTFA's fiscal year is April 1 through March 31.

Lafayette Parish Clerk of Court - As provided by Article V, Section 28 of the Louisiana Constitution of 1974, the Clerk of Court serves as the ex-officio notary public, the recorder of conveyances, mortgages and other acts, and shall have other duties and powers provided by law. The Clerk of Court is fiscally dependent on the Lafayette Consolidated Government since the Clerk of Court's offices are located in the Parish Courthouse. The upkeep and maintenance of the Courthouse is paid by the Lafayette Consolidated Government and certain operating expenditures of the Clerk of Court's office are paid by the Government. The Court's fiscal year end is June 30.

Lafayette Parish Assessor - As provided by Article VII, Section 24 of the Louisiana Constitution of 1974, the Assessor is elected by the voters of the parish and serves a term of four years. The Assessor assesses property, prepares tax rolls and submits the rolls to the Louisiana Tax Commission as prescribed by law. The Assessor is fiscally dependent on the Lafayette Consolidated Government since the Assessor's office is located in the parish government building, the upkeep and maintenance of the parish government building is paid by the Consolidated Government and certain operating expenditures of the Assessor's office are paid by the Consolidated Government. The Assessor's fiscal year end is December 31.

NOTES TO FINANCIAL STATEMENTS

District Attorney of the 15th Judicial District - As provided by Article V, Section 26 of the Louisiana Constitution of 1974, the District Attorney of the 15th Judicial District, Parishes of Acadia, Lafayette and Vermilion, Louisiana (District Attorney) has charge of every criminal prosecution by the State in his district, is the representative of the State before the grand jury in his district, and is the legal advisor to the grand jury. He performs other duties as provided by law. The District Attorney is elected by the qualified electors of the judicial district for a term of six years. The 15th Judicial District encompasses the Parishes of Acadia, Lafayette, and Vermilion, Louisiana. The District Attorney is fiscally dependent on the Lafayette Consolidated Government since the District Attorney's offices are located in the Parish Courthouse, the upkeep and maintenance of the Courthouse is paid by the Lafayette Consolidated Government and in addition, the Lafayette Consolidated Government pay salaries and certain operating expenditures of the District Attorney. The District Attorney's fiscal year end is December 31.

Lafayette Parish Bayou Vermilion District - Lafayette Parish Bayou Vermilion District is a corporate body created under Chapter 32 of Title 33 of the Louisiana Revised Statutes of 1950, comprised of R.S. 33:9201 through 33:9210. The District is governed by a Board of Commissioners composed of nine members. Two members are appointed by the chief executive officers of the incorporated municipalities of Lafayette Parish other than the City of Lafayette; two members are appointed by the chief executive officer of the Lafayette Consolidated Government; and five members, one of whom shall be a black citizen, shall be appointed by the governing authority of the City of Lafayette; one member shall be appointed by the chief executive officer of Lafayette Parish; and two members shall be appointed by the governing authority of the Lafayette Consolidated Government. The District's purpose is that of improving the water quality and the aesthetics of the Bayou Vermilion within the Parish of Lafayette in an effort to promote the bayou as a recreational and cultural asset, to create and control a new type of viable economic development adjacent to Bayou Vermilion so as to provide a diversified economic base for the City and Parish of Lafayette, and to do any and all other acts which would enhance the general condition of Bayou Vermilion. The District's fiscal year end is December 31.

Lafayette Parish Communication District - The Lafayette Parish Communication District consists of the "911" Fund, the Office of Homeland Security and Emergency Preparedness Fund, and The Communication System Management Fund. The "911" Fund was created by House Bill No. 480, Act No. 788 and signed into law July 18, 1979 for the purpose of establishing a local emergency telephone

NOTES TO FINANCIAL STATEMENTS

response service for Lafayette Parish. The Office of Homeland Security and Emergency Preparedness Fund (OHSEP) was consolidated with the Lafayette Parish Communication District on November 1, 1984. Funding for OHSEP is provided by the State of Louisiana Office of Homeland Security and Emergency Preparedness, the City of Lafayette and the Parish of Lafayette. Any revenues in excess of expenditures are refunded proportionately to the City and Parish of Lafayette at the end of each fiscal year. The Communication System Management Fund (CSMF) was established on November 1, 1986 to administer the City of Lafayette's 800 Megahertz Radio System. CSMF charges the Lafayette Utilities System and surrounding communities a rental fee for radio tower usage. The City of Lafayette reimburses CSMF for excess expenditures over revenues received from tower rentals.

15th Judicial District Indigent Defender Board - Indigent defender boards are part of the operations of the district court system. The district court system is fiscally dependent on the Lafayette Consolidated Government for office space and courtrooms. The 15th Judicial District Indigent Defender Board is comprised of the Parishes of Acadia, Lafayette, and Vermilion. It is determined to be a component unit of the Lafayette City-Parish Consolidated Government based on revenues received from and support provided by each parish's court system. The Board's fiscal year end is December 31.

Complete financial statements of the above component units that issue separate financial statements can be obtained at the office of the Legislative Auditor of the State of Louisiana, 1600 North 3rd, Baton Rouge, Louisiana 70802.

Related organizations:

The Government is responsible for appointing members of the boards of other organizations, but the Government's accountability for these organizations does not extend beyond making the appointments. The following agencies are related organizations to the Government. Each organization's financial statements, for those that issue financial statements, can be obtained at their respective administrative offices listed as follows:

Industrial Development Board
(no financial statements)

Housing Authority of Lafayette
115 Kattie Drive
Lafayette, Louisiana 70501

Lafayette Parish Conventions and Visitors Commission
Post Office Box 52066
Lafayette, Louisiana 70505

NOTES TO FINANCIAL STATEMENTS

Lafayette City/Parish Recreation Advisory Commission
(no financial statement)

Lafayette Crime Prevention Advisory Commission
(no financial statement)

Planning and Zoning Commission
(no financial statements)

Joint ventures:

The Government, in conjunction with the Lafayette Parish Sheriff's Office, has entered into an agreement to create the Lafayette Metro Narcotics Task Force (Task Force). The Task Force is solely responsible for the operations of its office. Other than certain operating expenditures that are paid or provided by the members of the joint powers agreement, the Task Force is financially independent. For 2006, the Government's operating appropriation was \$50,000. The Task Force's financial statements can be obtained at the following:

Lafayette Metro Narcotics Task Force
Post Office Box 60309
Lafayette, Louisiana 70596-0309

The Acadiana Criminalistics Laboratory Commission (Acadiana Crime Lab) was created by State statute and is comprised of a 21 member board of commissioners, for which the Government has one appointment. The Acadiana Crime Lab is financed primarily through court costs with any deficit allocated on a pro rata basis to each participating Parish. For 2006, the Government's operating appropriation was \$229,786. The Acadiana Crime Lab's financial statements can be obtained at the following:

Acadiana Criminalistics Laboratory Commission
5004 West Admiral Doyle
New Iberia, Louisiana 70560

Jointly governed organization:

The Government is responsible for appointing one member of the Teche-Vermilion Fresh Water District. This appointment represents less than a voting majority of this respective board. There is no ongoing financial interest or ongoing financial responsibility for this organization.

Basis of presentation:

The Government's basic financial statements consist of the government-wide statements on all of the non-fiduciary activities of the primary government and its component units and the fund financial statements (individual major fund and combined nonmajor fund). The

NOTES TO FINANCIAL STATEMENTS

statements are prepared in accordance with accounting principles generally accepted in the United States of America as applied to governmental units.

Government-wide financial statements -

The government-wide financial statements include the statement of net assets and the statement of activities for all non-fiduciary activities of the primary government and the total for its component units. As a general rule, the effect of interfund activity has been removed from these statements. Exceptions to the general rule are payments between the enterprise funds and other various functions of government for charges such as electric fees and contributions between the primary government and its component units which are reported as external transactions. These statements distinguish between the governmental and business-type activities of the Government. Governmental activities generally are financed through taxes, intergovernmental revenues and other nonexchange transactions. Business-type activities are financed in whole or in part by fees charged to external parties. The primary government is reported separately from the legally separate component units as detailed in the previous section.

In the government-wide statement of net assets, both the governmental and business-type activities columns (a) are presented on a consolidated basis by column, (b) and are reported on a full accrual, economic resource basis, which recognizes all long-term assets and receivables as well as long-term debt and obligations. The Government's net assets are reported in three parts - invested in capital assets, net of related debt; restricted net assets; and unrestricted net assets. The Government first utilizes restricted resources to finance qualifying activities.

The government-wide statement of activities reports both the gross and net cost of each of the Government's functions and business-type activities. The functions are also supported by general government revenues (property, sales and use taxes, certain intergovernmental revenues, etc.). The statement of activities reduces gross expenses (including depreciation) by related program revenues, operating and capital grants. Program revenues must be directly associated with the function or a business-type activity. Operating grants include operating-specific and discretionary (either operating or capital) grants while the capital grants column reflects capital-specific grants.

The net cost (by function or business-type activity) is normally covered by general revenue (property, sales taxes, intergovernmental revenues, interest income, etc.).

NOTES TO FINANCIAL STATEMENTS

The Government does not allocate indirect costs. An administrative service fee is charged by the General Fund to the other operating funds to recover the direct costs of General Fund services provided (finance, personnel, purchasing, etc.). This fee is eliminated by reducing the revenue and the expense in the General Fund because the expense is considered a direct expense of the program to which it was charged.

The government-wide focus is more on the sustainability of the Government as an entity and the change in the Government's net assets resulting from the current year's activities.

Fund financial statements -

The fund financial statements provide information about the Government's funds, including its fiduciary funds and blended component units. Separate statements for each fund category - governmental, proprietary, and fiduciary - are presented. The emphasis of fund financial statements is on major governmental and enterprise funds, each displayed in a separate column. All remaining governmental and enterprise funds are aggregated and reported as nonmajor funds.

Proprietary fund operating revenues, such as charges for services, result from exchange transactions associated with the principal activity of the fund. Exchange transactions are those in which each party receives and gives up essentially equal values. Nonoperating revenues, such as subsidies and investment earnings, result from nonexchange transactions or ancillary activities.

The Government reports the following major governmental funds:

General Fund - This is the Government's primary operating fund. It accounts for all financial resources of the general government, except those required to be accounted for in another fund. The Government is required to maintain two separate general funds as follows: 1) City General Fund which accounts for resources used to finance the legally defined services of the City government; and 2) Parish General Fund which accounts for resources used to finance the legally defined services of the Parish government.

1961 Sales Tax Trust Fund - This fund accounts for the collection of sales and use tax and its subsequent disbursement in accordance with the sales tax dedication.

1985 Sales Tax Trust Fund - This fund accounts for the collection of sales and use tax and its subsequent disbursement in accordance with the sales tax dedication.

NOTES TO FINANCIAL STATEMENTS

Sales Tax Capital Improvements Fund - This fund accounts for the portion of proceeds derived from the City's sales and use tax that is dedicated for capital improvements.

The Government reports the following major enterprise funds:

Utilities System Fund - This fund accounts for the provision of electric, water and sewer services to the residents of the City and some residents of the Parish. All activities necessary to provide such services are accounted for in this fund, including, but not limited to, administration, operations, maintenance, financing and related debt service, and billing and collections.

Lafayette Public Power Authority (LPPA) - This fund accounts for the operations of a coal-fired electric generation plant in Boyce, Louisiana, and the sale of energy produced therefrom to the Government. LPPA owns 50% of the total plant and accounts for 50% of total costs on its accounting records. The City has agreed to purchase all electric power from the LPPA under the terms of a power sales contract. All activities necessary to provide such services are accounted for in the LPPA, which is a component unit of the Government.

In addition, the Government reports the following:

Internal Service Funds - These funds account for vehicle and transportation services, printing services, and self-insurance including medical insurance coverages provided to other departments on a cost reimbursement basis.

Metrocode Retirement Fund - This fund accounts for monies accumulated to provide supplemental retirement benefits to two employees so that benefits to all former Metrocode employees are equitable upon retirement.

Investment Trust Fund - This fund accounts for the external portion of the investment pool operated by the Government.

Agency Funds - These funds account for assets held by the Government to cover estimated court costs in connection with criminal and civil suits and on behalf of other funds within the Government.

The emphasis in fund financial statements is on the major funds in either the governmental or business-type activities categories. Nonmajor funds by category are summarized into a single column. GASB No. 34 sets forth minimum criteria (percentage of assets, liabilities, revenues or expenditures/expenses of either fund category or the governmental and enterprise combined) for the determination of major funds.

NOTES TO FINANCIAL STATEMENTS

The Government's internal service funds are presented in the proprietary funds financial statements. Because the principal users of the internal services are the Government's governmental activities, the financial statements of the internal services funds are consolidated into the governmental column when presented in the government-wide financial statements. To the extent possible, the cost of these services is reported in the appropriate functional activity.

The Government's fiduciary funds are presented in the fiduciary fund financial statements by type. Since by definition these assets are being held for the benefit of a third party and cannot be used to address activities or obligations of the Government, these funds are not incorporated into the government-wide statements.

Basis of accounting:

Government-wide, proprietary and fiduciary fund financial statements -

The government-wide, proprietary and fiduciary fund financial statements are reported using the economic resources measurement focus and the accrual basis of accounting. Revenues are recorded when earned and expenses are recorded when a liability is incurred, regardless of the timing of related cash flows. Nonexchange transactions, in which the Government gives (or receives) value without directly receiving (or giving) equal value in exchange, include property taxes, grants, entitlements and donations. On an accrual basis, property taxes are recognized in the year for which the taxes are levied. Revenue from grants, entitlements and donations is recognized in the fiscal year in which all eligibility requirements have been satisfied.

Governmental fund financial statements -

Governmental funds are reported using the current financial resources measurement focus and the modified accrual basis of accounting. Under this method, revenues are recognized when susceptible to accrual (i.e., when they become both measurable and available). "Measurable" means the amount of the transaction can be determined and "available" means collectible within the current period or soon enough thereafter to be used to pay liabilities of the current period. Sales taxes are considered "measurable" when in the hands of the Sales Tax Collector and are recognized as revenue at that time. Ad valorem taxes are recognized as revenue in the year for which budgeted, that is, in the year in which such taxes are billed and collected. Revenue from grants, entitlements and donations is recognized in the fiscal year in which all eligibility requirements have been satisfied. All other receivables collected within sixty

NOTES TO FINANCIAL STATEMENTS

days after year-end are considered available and recognized as revenue of the current year. Expenditures are recorded when the related fund liability is incurred, except for principal and interest on general long-term debt, claims and judgments and compensated absences, which are recognized to the extent they have matured. General capital asset acquisitions are reported as expenditures in governmental funds. Proceeds of general long-term debt and acquisitions under capital leases are reported as other financing sources. Except for miscellaneous supplies warehoused at central locations and issued to operating departments as needed, purchases of various operating supplies are regarded as expenditures at the time purchased.

Cash and cash equivalents:

Cash includes amounts in demand deposits, with paying agents and on hand. For purposes of statements of cash flows, highly liquid investments (including restricted assets) with an original maturity of three months or less are considered to be cash equivalents.

Investments:

State statutes authorize the Government to invest in United States bonds, treasury notes, or certificates and time deposits of state banks organized under Louisiana law and national banks having principal offices in Louisiana.

In accordance with GASB Statement No. 31, investments meeting the criteria specified in the Statement are stated at fair value, which is either a quoted market price or the best estimate available. Investments which do not meet the requirements are stated at cost. These investments include overnight repurchase agreements and amounts invested in Louisiana Asset Management Pool (LAMP).

The cash balances of substantially all funds and of other legally separate entities are pooled and invested by the Consolidated Government for the purpose of increasing earnings through investment activities. The individual funds' portion of the pool's assets are presented as "Cash, Investments and Accrued Interest," as applicable based on its percentage of the total of each item. The amount related to external agencies and component units with different fiscal years (i.e., external portion of the pool) is reported in the Investment Trust Fund.

Interfund receivables and payables:

Short-term cash borrowings between funds are considered temporary in nature. These amounts are reported as "due to/from other funds." Any residual balances outstanding between the governmental activities and business-type activities are reported in the government-wide financial statements as "internal balances."

NOTES TO FINANCIAL STATEMENTS

Inventories and prepaid items:

Miscellaneous supplies warehoused at central locations are stated at cost (moving average). Building materials stockpiled for the Government's housing rehabilitation program, which supplies are eligible for grant reimbursement only when actually used in a project, are stated at cost (moving average).

Inventories, other than fuel oil, held by the Utilities System Fund and the Internal Service Funds are stated at cost (moving average). Fuel oil inventory in the Utilities System Fund is stated at the lower of cost or market. Coal inventory held by LPPA is stated at the lower of cost or market as determined by the average cost method.

Governmental fund type inventories are recorded under the purchase method in the fund financial statements. Appropriate allowances have been recorded for obsolete items.

Certain payments to vendors reflect costs applicable to future accounting periods and are recorded as prepaid items.

Receivables:

Accounts receivable for the Utilities System Fund and the Environmental Services Disposal Fund are reported net of an allowance. The allowance amount at October 31, 2006 for the Utilities System Fund was \$593,842 and the Environmental Services Disposal Fund was \$68,246.

Loans receivable in governmental funds consist of rehabilitation, first-time homebuyers loans, etc., that are generally not expected or scheduled to be collected in the subsequent year. These are reported net of allowances. The allowance amounts are reflected on the face of the financial statement, as applicable.

Bond discounts/issuance costs and deferred debits:

In governmental funds, bond discounts and issuance costs are recognized in the current period. In proprietary funds (and for governmental funds, in the government-wide statements), bond discounts/premiums, issuance costs, and deferred amounts at refunding are deferred and amortized over the terms of the bonds to which they apply. Also included in deferred debits of the proprietary funds are costs to be recovered from future billings of LPPA to the Government. Under the terms of the power sales contract between LPPA and the City, the City is billed for payment of debt principal and interest. However, in the accounting records, the utility plant costs are reflected through depreciation. The costs to be recovered by LPPA consist principally, therefore, of depreciation of the utility plant in excess of debt principal billed to the City.

NOTES TO FINANCIAL STATEMENTS

Restricted assets:

Certain resources of the Utilities System Fund and LPPA are classified as restricted assets on the balance sheet because their use is limited by bond ordinances or for self-insurance purposes, or because they represent customers' deposits being held.

Fixed assets:

The accounting treatment over property, plant, and equipment (fixed assets) depends on whether the assets are used in governmental fund operations or proprietary fund operations and whether they are reported in the government-wide or fund financial statements.

Government-wide financial statements -

In the government-wide financial statements, fixed assets are accounted for as capital assets. All governmental fixed assets of City of Lafayette, Lafayette Parish Government subsequent to 1979, and Lafayette Consolidated Government are valued at cost where historical records are available and at estimated historical cost where historical records cannot be located. Donated fixed assets are valued at their estimated fair market value as of the date received. All fixed assets of Lafayette Parish Government which were purchased prior to 1980 are valued at estimated historical cost with the exception of buildings. Buildings have been recorded at insured values in effect in 1980. This basis is not in accordance with generally accepted accounting principles which require that such assets be recorded at cost or estimated historical cost. The potential differences resulting from the use of insured values as opposed to cost have been determined to be insignificant to the Lafayette Consolidated Government. Prior to November 1, 2001, governmental funds' infrastructure assets were not capitalized. These assets (back to November 1, 1979) have been valued at estimated historical cost.

Fixed assets in the Utilities System Fund were initially recorded on November 1, 1949 at values assigned by a survey and analysis conducted by the City's consulting engineers. Fixed assets acquired since the original capitalization and all other proprietary fund fixed assets are valued at historical cost.

Depreciation of all exhaustible fixed assets is recorded as an allocated expense in the statement of activities, with accumulated depreciation reflected in the statement of net assets. Depreciation is provided over the assets' estimated useful lives using the straight-line method of depreciation. The range of estimated useful lives by type of asset is as follows:

NOTES TO FINANCIAL STATEMENTS

	<u>Years</u>
Buildings and improvements	8 - 40
Equipment (vehicles and moveables)	3 - 20
Infrastructure	25 - 40
Utility, plant and equipment	5 - 100
Acquisition adjustments	8 - 9

The costs of normal maintenance and repairs that do not add to the value of the asset or materially extend asset lives are not capitalized.

Fund financial statements -

In the fund financial statements, fixed assets used in governmental fund operations are accounted for as capital outlay expenditures of the governmental fund upon acquisition. Fixed assets used in proprietary fund operations are accounted for the same as in the government-wide statements.

Major outlays for capital assets and improvements are capitalized as projects are constructed. Interest incurred during the construction phase of capital assets of proprietary funds and business-type activities is included as part of the capitalized value of the assets constructed. Total interest incurred for the year ended October 31, 2006 for the proprietary funds and business-type activities was \$12,153,174. Of this amount, \$6,866,764 was charged to expense while the remaining \$5,286,410 was capitalized as part of construction in the Utilities Fund.

Total interest incurred for the year ended October 31, 2006 for the governmental funds was \$19,522,944 and for governmental activities was \$18,931,824. The total amount for both the governmental funds and the governmental activities was expensed.

Compensated absences:

Employees earn vacation pay in varying amounts ranging from eight hours per month to 16 hours per month, depending upon length of service. At the end of each year, annual leave may be carried forward provided the amount carried forward does not exceed an employee's annual earning rate at the time. Unused annual leave (in excess of what can be carried forward) is credited to the employee's sick leave balance. Subject to the above limitation, unused vacation is paid to an employee upon retirement or resignation at hourly rates being earned by that employee at separation.

NOTES TO FINANCIAL STATEMENTS

Sick leave is accumulated at the rate of 12 days per year, and any unused sick leave may be carried forward without limitation. No sick leave is paid upon resignation. Employees separated due to retirement or death are paid for all accumulated sick leave at the hourly rates being earned by that employee at separation.

In the government-wide and proprietary fund financial statements, the Government accrues accumulated unpaid vacation and sick leave and associated related costs when earned (or estimated to be earned) by the employee. The current portion is the amount estimated to be used/paid in the following year. The remainder is reported as non-current. In accordance with GASB Interpretation No. 6, "Recognition and Measurement of Certain Liabilities and Expenditures in Governmental Fund Financial Statements," no compensated absences liability is recorded in the governmental fund financial statements.

Long-term debt:

The accounting treatment of long-term debt depends on whether the debt relates to governmental or proprietary fund obligations and whether they are reported in the government-wide or fund financial statements.

All long-term debt to be repaid from governmental and business-type resources is reported as liabilities in the government-wide financial statements. The long-term debt consists primarily of bonds payable, accrued compensated absences, and claims payable.

Long-term debt for governmental funds is not reported as liabilities in the fund financial statements. The debt proceeds are reported as other financing sources and payment of principal and interest reported as expenditures. The accounting for proprietary funds is the same in the fund financial statements as it is in the government-wide financial statements.

Equity classifications:

Government-wide financial statements -

Equity is classified as net assets and displayed in three components:

- a. Invested in capital assets, net of related debt - Consists of capital assets including restricted capital assets, net of accumulated depreciation and reduced by the outstanding balances of any bonds, mortgages, notes, or other borrowings that are attributable to the acquisition, construction, or improvement of those assets.

NOTES TO FINANCIAL STATEMENTS

- b. Restricted net assets - Consists of net assets with constraints placed on the use either by (1) external groups such as creditors, grantors, contributors, or laws or regulations of other governments, or (2) law through constitutional provisions or enabling legislation.
- c. Unrestricted net assets - All other net assets that do not meet the definition of "restricted" or "invested in capital assets, net of related debt."

The government-wide statement of net assets reports \$212,425,602 of restricted net assets of which \$40,022,295 is restricted by enabling legislation.

Fund statements -

Governmental fund equity is classified as fund balance. Fund balance is further classified as reserved and unreserved, with unreserved further split between designated and undesignated. Proprietary fund equity is classified the same as in the government-wide statements.

Interfund transfers:

Permanent reallocation of resources between funds of the primary government are classified as interfund transfers. For the purposes of the statement of activities, all interfund transfers between individual governmental funds and individual proprietary funds have been eliminated.

Use of estimates:

The preparation of financial statements in conformity with generally accepted accounting principles requires management to make estimates and assumptions that affect certain reported amounts and disclosures. Accordingly, actual results could differ from those estimates.

Impairments:

A capital asset is considered impaired when its service utility has declined significantly and unexpectedly. The Government is required to evaluate prominent events or changes in circumstances affecting capital assets to determine whether impairment of a capital asset has occurred. A capital asset generally should be considered impaired if both (a) the decline in service utility of the capital asset is large in magnitude and (b) the event or change in circumstance is outside the normal life cycle of the capital asset. The Government recorded no impairment losses during the year ended October 31, 2006.

NOTES TO FINANCIAL STATEMENTS

Note 2. Stewardship, Compliance and Accountability

Deficit fund balance and unrestricted net assets of individual funds -

The following funds reported deficits:

Nonmajor governmental funds:	
Section 8 Housing	\$ 946
1993 Sales Tax Bond Construction	\$ 390,357
2006 Sales Tax Bond Construction	\$ 90,000
Internal service funds:	
Self-Insurance	\$ 7,166,263

Note 3. Ad Valorem Taxes

Fund financial statements -

City of Lafayette:

Ad valorem taxes attach as an enforceable lien on property as of January 1 of each year. Taxes are levied by the City in April or May and are billed to taxpayers in November. The taxes are levied for the period of November 1 through October 31. Billed taxes become delinquent on January 1 of the year following the year they attach as an enforceable lien. Revenues from ad valorem taxes are budgeted and recognized as revenue in the year billed.

The City bills and collects its own property taxes using the assessed values determined by the Tax Assessor of Lafayette Parish.

For the year ended October 31, 2006, taxes of 17.81 mills were levied on property with assessed valuations totaling \$825,433,861 and were dedicated as follows:

General corporate purposes	5.42 mills
Maintenance of public streets	1.25 mills
Maintenance of public buildings	1.10 mills
Recreation and parks	1.86 mills
Maintenance and operation of fire and police departments	8.18 mills

Total taxes levied were \$14,700,982. Taxes receivable at October 31, 2006 totaled \$421,920, all of which is considered uncollectible.

Lafayette Parish:

Ad valorem taxes attach as an enforceable lien on property as of January 1 of each year. During the current fiscal year, taxes were levied by Lafayette Parish in August of 2005 and were billed to the

NOTES TO FINANCIAL STATEMENTS

taxpayers by the Assessor in November of 2005 for the period November 1, 2005 through October 31, 2006. Billed taxes are due by December 31, becoming delinquent on January 1 of the following year.

Taxes are budgeted and the revenue recognized in the year following the assessment, which is the year the taxes are levied for.

The taxes are based on assessed values determined by the Tax Assessor of Lafayette Parish and are collected by the Sheriff. The taxes are remitted to Lafayette Parish net of deductions for Pension Fund contributions.

For the year ended October 31, 2006, taxes of 29.02 mills were levied on property with assessed valuations totaling \$1,288,587,140 and were dedicated as follows:

General corporate purposes, in city	1.52 mills
General corporate purposes	3.05 mills
Maintenance of buildings, road and bridges	19.06 mills
Debt service contingency	2.90 mills
Health unit maintenance	.99 mills
Mosquito control	1.50 mills

Total taxes levied during 2005 for 2006, exclusive of homestead exemptions, were \$26,293,642. Taxes receivable at October 31, 2006 totaled \$153,123, all of which is considered uncollectible.

Government-wide financial statements -

Property taxes are recognized in the year for which they are levied, net of uncollectible amounts, as applicable.

NOTES TO FINANCIAL STATEMENTS

Note 4. Interfund Balances

Interfund balances at October 31, 2006 consist of the following:

	Due From:							Total
	General	1961 Sales Tax Trust	1985 Sales Tax Trust	Sales Tax Capital Improvements	Other Governmental Funds	Utilities System	Other Enterprise Funds	
Due to:								
General	\$ -	\$1,061,336	\$ 931,503	\$ 4,664	\$ 444,876	\$ 330,742	\$ 20,692	\$ 2,793,813
1961 Sales Tax Trust	-	-	-	-	425,545	-	-	425,545
1985 Sales Tax Trust	-	-	-	-	332,877	-	-	332,877
Sales Tax Capital Improvements	-	2,370,832	2,037,976	-	-	1,934	-	4,410,742
Other Governmental Funds	1,954,589	803	-	29,954	831,505	-	-	2,816,851
Utilities System	-	-	-	-	12,082	-	-	12,082
Lafayette Public Power Authority	-	-	-	-	-	678,235	-	678,235
Internal Service Funds	629	-	-	-	-	144,393	-	145,022
Other Enterprise Funds	-	-	-	-	276	-	-	276
Fiduciary Funds	13,600	-	-	-	-	-	-	13,600
Total	<u>\$1,968,818</u>	<u>\$3,432,971</u>	<u>\$2,969,479</u>	<u>\$ 34,618</u>	<u>\$ 2,047,161</u>	<u>\$1,155,304</u>	<u>\$ 20,692</u>	<u>\$11,629,043</u>

These balances resulted from the time lag between the dates that (1) interfund goods and services are provided or reimbursable expenditures occur, (2) transactions are recorded in the accounting system, and (3) payments between funds are made.

NOTES TO FINANCIAL STATEMENTS

Note 5. Interfund Transfers

Internal transfers for the year ended October 31, 2006 consist of the following:

	Transfers From:						Total
		1961	1985	Sales	Other	Utilities	
	General	Sales Tax Trust	Sales Tax Trust	Tax Capital Improvements	Governmental Funds	System	
Transfers to:							
General	\$ -	\$12,757,141	\$11,252,149	\$ -	\$ 4,789,814	\$ 9,401	\$28,808,505
1961 Sales Tax Trust	-	-	-	-	710,172	-	710,172
1985 Sales Tax Trust	-	-	-	-	554,807	-	554,807
Sales Tax Capital Improvements	17,511	9,728,204	8,759,916	-	713,860	-	19,219,491
Other Governmental Funds	6,657,639	14,446,109	12,479,721	134	5,659,179	-	39,242,782
Other Enterprise Funds	585,854	-	-	-	-	-	585,854
Fiduciary Funds	-	-	-	-	6,028	-	6,028
Total	<u>\$7,261,004</u>	<u>\$36,931,454</u>	<u>\$32,491,786</u>	<u>\$ 134</u>	<u>\$ 12,433,860</u>	<u>\$ 9,401</u>	<u>\$89,127,639</u>

Transfers are used to (1) move revenues from the fund that statute or budget requires to collect them to the fund that statute or budget requires to expend them, (2) move receipts restricted to debt service from the funds collecting the receipts to the debt service fund required, and (3) use unrestricted revenues collected in one fund to finance various programs accounted for in other funds in accordance with budgetary authorizations.

NOTES TO FINANCIAL STATEMENTS

Note 6. Receivable and Payable Between Primary Government and Component Units

Receivable and payable balances at October 31, 2006 between the primary government and component units in the fund financial statements were as follows:

	<u>Receivable</u>	<u>Payable</u>
Primary Government:		
General Fund	\$ 115,211	\$1,240,880
Other Governmental Funds	11,591	-
Component Units:		
Criminal Court	1,240,880	-
Lafayette Parish Communication District	-	54,733
Agency Funds	-	123,274
	<u>\$1,367,682</u>	<u>\$1,418,887</u>

The amount reported as due from component units in the Other Governmental Funds is more than the amount reported as due to primary government in the component units because \$2,850 is due from the Downtown Development Authority whose financial information presented is as of December 31, 2006.

The amount reported as due from component units in the General Fund is less than the amount reported as due to primary government in the component units because \$54,055 is due from component units whose financial information presented is as of December 31, 2005.

Note 7. Transactions Between Primary Government and Discretely Presented Component Units

The following transactions between the primary government and its discretely presented component units during 2006 are classified as external transactions in the government-wide statement of activities:

General Fund:	
Transfer to Criminal Court to subsidize operations	\$(1,240,880)
Transfer to Cajundome Commission to subsidize operations	(480,821)
Transfer from City Court of Lafayette as budgeted for salary increases	61,009
Other Governmental Funds:	
Transfer loan collections to Downtown Development Authority as budgeted	(38,192)
Transfer from Downtown Development Authority to help fund road and bridge maintenance	27,977
Sales Tax Capital Improvements Fund:	
Transfer to Cajundome Commission to fund capital purchases	(100,000)
Total	<u>\$ (1,770,907)</u>

NOTES TO FINANCIAL STATEMENTS

Note 8. Due From Other Governmental Agencies

Amounts due from other governmental agencies consist of the following at October 31, 2006:

Fund financial statements:

Governmental Funds -

Lafayette Parish School Board:

Sales and use taxes collected but not remitted \$ 6,279,892

Lafayette Parish Sheriff's Department:

Fines and court costs 2,688

Ad valorem taxes 4,232

Other 1,000

Various municipalities:

Refunds for housing juveniles at the
Juvenile Detention Home 27,232

Federal:

Grant funds 768,565

Other 30,337

State of Louisiana:

Refunds for housing juveniles at the
Juvenile Detention Home 18,714

Federal pass through grant funds 899,117

State grant funds 850,669

Other state shared revenue 317,280

Other 58,386

Other:

Reimbursements due for other costs 63,284

\$ 9,321,396

Proprietary Funds -

State of Louisiana:

Federal pass-through grant funds \$ 1,903,967

Other 13,946

\$ 1,917,913

Government-wide financial statements:

The amount reported as due from other governments at October 31, 2006 consists of the following:

Total amount reported in:

Governmental Funds, from above \$ 9,321,396

Proprietary Funds, from above 1,917,913

Additional sales and use taxes due
from Lafayette Parish School Board 5,922,218

\$17,161,527

NOTES TO FINANCIAL STATEMENTS

Note 9. Restricted Assets - Enterprise Funds

Restricted assets of the Utilities System Fund were applicable to the following at October 31, 2006:

Cash with paying agent	\$ 4,767,856
Bond reserve and capital additions fund	126,797,238
Customer's deposits	5,129,150
Self-insurance funds	<u>337,977</u>
	<u>\$137,032,221</u>

The funds on deposit in the bond reserve and capital additions account are held for the following purposes:

Required bond reserve	\$ 18,083,520
In lieu of tax payment	18,831,929
Capital additions	<u>89,881,789</u>
	<u>\$126,797,238</u>

A Self-Insurance Fund was established as part of the Government's risk management program. The Utilities System Fund's investment in the Self-Insurance Fund is accounted for on the equity basis with claims and interest earnings being recognized as increases or decreases in the investment in the year incurred.

Restricted assets of LPPA were applicable to the following at October 31, 2006:

Cash with paying agent	\$ 11,448,495
Bond reserve and contingency fund	14,868,870
Fuel cost stability fund	<u>4,500,375</u>
	<u>\$ 30,817,740</u>

NOTES TO FINANCIAL STATEMENTS

Note 10. Capital Assets and Depreciation

Capital asset activity for the year ended October 31, 2006 was as follows:

	<u>Beginning Balance</u>	<u>Increases</u>	<u>Decreases</u>	<u>Ending Balance</u>
Governmental activities:				
Capital assets not being depreciated -				
Land	\$ 31,115,468	\$ 123,568	\$ -	\$ 31,239,036
Construction in process	<u>51,241,056</u>	<u>28,382,881</u>	<u>(9,416,387)</u>	<u>70,207,550</u>
Total capital assets not being depreciated	<u>\$ 82,356,524</u>	<u>\$ 28,506,449</u>	<u>\$ (9,416,387)</u>	<u>\$ 101,446,586</u>
Capital assets being depreciated -				
Buildings and improvements	\$ 127,890,244	\$ 2,582,106	\$ (15,230)	\$ 130,457,120
Vehicles	35,231,471	1,503,842	(2,129,112)	34,606,201
Movables	19,925,902	1,670,891	(679,700)	20,917,093
Infrastructure	<u>439,696,801</u>	<u>6,804,842</u>	<u>-</u>	<u>446,501,643</u>
Total capital assets being depreciated	<u>\$ 622,744,418</u>	<u>\$ 12,561,681</u>	<u>\$ (2,824,042)</u>	<u>\$ 632,482,057</u>
Less accumulated depreciation for:				
Buildings and improvements	\$ (57,465,248)	\$ (2,758,162)	\$ -	\$ (60,223,410)
Vehicles	(21,967,377)	(2,452,368)	1,946,378	(22,473,367)
Movables	(14,161,745)	(1,562,364)	609,069	(15,115,040)
Infrastructure	<u>(156,348,692)</u>	<u>(11,793,440)</u>	<u>-</u>	<u>(168,142,132)</u>
Total accumulated depreciation	<u>\$ (249,943,062)</u>	<u>\$ (18,566,334)</u>	<u>\$ 2,555,447</u>	<u>\$ (265,953,949)</u>
Total capital assets being depreciated, net	<u>\$ 372,801,356</u>	<u>\$ (6,004,653)</u>	<u>\$ (268,595)</u>	<u>\$ 366,528,108</u>
Governmental activities capital assets, net	<u>\$ 455,157,880</u>	<u>\$ 22,501,796</u>	<u>\$ (9,684,982)</u>	<u>\$ 467,974,694</u>

NOTES TO FINANCIAL STATEMENTS

	Beginning Balance	Increases	Decreases	Ending Balance
Business-type activities:				
Capital assets not being depreciated -				
Land	\$ 13,735,324	\$ 557,796	\$ -	\$ 14,293,120
Construction in process	<u>64,856,551</u>	<u>25,542,934</u>	<u>(59,703,702)</u>	<u>30,695,783</u>
Total capital assets not being depreciated	<u>\$ 78,591,875</u>	<u>\$ 26,100,730</u>	<u>\$ (59,703,702)</u>	<u>\$ 44,988,903</u>
Capital assets being depreciated -				
Buildings and improvements	\$ 3,037,416	\$ -	\$ -	\$ 3,037,416
Equipment:				
Coal cars	13,099,366	-	(396,392)	12,702,974
Vehicles	2,232,219	59,715	(254,733)	2,037,201
Movables	218,971	14,928	(11,264)	222,635
Electric plant	465,762,235	77,023,186	(5,249,114)	537,536,307
Water plant	103,247,710	2,722,626	(22,673)	105,947,663
Sewer plant	142,515,683	4,840,519	(227,776)	147,128,426
Fiber optics	3,618,983	2,863,080	(532)	6,481,531
Electric plant acquisitions adjustments	<u>59,641,113</u>	<u>-</u>	<u>-</u>	<u>59,641,113</u>
Total capital assets being depreciated	<u>\$ 793,373,696</u>	<u>\$ 87,524,054</u>	<u>\$ (6,162,484)</u>	<u>\$ 874,735,266</u>
Less accumulated depreciation:				
Buildings and improvements	\$ (2,832,660)	\$ (21,947)	\$ -	\$ (2,854,607)
Equipment -				
Coal cars	(10,989,423)	(485,200)	342,536	(11,132,087)
Vehicles	(1,740,591)	(111,327)	166,836	(1,685,082)
Movables	(158,972)	(18,440)	11,376	(166,036)
Electric plant	(230,399,339)	(14,602,471)	3,137,055	(241,864,755)
Water plant	(33,048,006)	(2,409,971)	22,673	(35,435,304)
Sewer plant	(40,082,791)	(3,309,769)	227,776	(43,164,784)
Fiber optics	(997,915)	(441,819)	532	(1,439,202)
Electric plant acquisitions adjustments	<u>(38,401,767)</u>	<u>(1,760,395)</u>	<u>-</u>	<u>(40,162,162)</u>
Total accumulated depreciation	<u>\$ (358,651,464)</u>	<u>\$ (23,161,339)</u>	<u>\$ 3,908,784</u>	<u>\$ (377,904,019)</u>

(continued)

NOTES TO FINANCIAL STATEMENTS

	<u>Beginning Balance</u>	<u>Increases</u>	<u>Decreases</u>	<u>Ending Balance</u>
Total capital assets being depreciated, net	\$ 434,722,232	\$ 64,362,715	\$ (2,253,700)	\$ 496,831,247
Business-type capital assets, net	<u>\$ 513,314,107</u>	<u>\$ 90,463,445</u>	<u>\$ (61,957,402)</u>	<u>\$ 541,820,150</u>

Depreciation was charged as follows:

Governmental activities:

General government	\$ 919,643
Public safety	2,374,280
Traffic and transportation	903,810
Streets and drainage	848,004
Urban redevelopment and housing	47,077
Culture and recreation	1,318,303
Health and welfare	79,762
Economic development and assistance	175,839
Economic opportunity	7,486
Capital assets held by internal service funds are charged to the various functions based on their usage of the assets	98,690
Infrastructure depreciation is unallocated	<u>11,793,440</u>

Total governmental activities depreciation expense	<u>\$ 18,566,334</u>
---	----------------------

Business-type activities:

Electric	\$ 11,957,625
Water	2,409,971
Wastewater	3,309,769
Fiber optics	441,819
Coal-fired electric plant	4,890,441
Animal shelter control program	31,324
Solid waste collection services	<u>120,390</u>

Total business-type activities depreciation expense	<u>\$ 23,161,339</u>
--	----------------------

NOTES TO FINANCIAL STATEMENTS

Note 11. Long-Term Debt

Primary Government

City of Lafayette:

Revenue Bonds. The City issues bonds which are repaid from specific revenue sources, either sales taxes or income derived from proprietary funds. Proceeds are used for the acquisition and construction of major capital facilities of both governmental and business-type activities. The bonds expected to be paid from business-type revenues are reported in the proprietary funds. Revenue bonds have also been issued to refund other revenue bonds.

Taxable Refunding Bonds. The City issued taxable refunding bonds to refund the outstanding notes with the Firefighters and Municipal Police Employees Retirement Systems. The Bonds are secured by and payable solely from a pledge and dedication of the excess of annual revenue above statutory, necessary and usual charges in each of the fiscal years during which the Bonds are outstanding.

Lafayette Parish Government:

General Obligation Bonds/Certificates of Indebtedness. The Parish issues general obligation bonds to provide funds for the acquisition and construction of major capital facilities. These bonds are direct obligations and pledge the full faith and credit of the Parish.

NOTES TO FINANCIAL STATEMENTS

Long-term debt outstanding at October 31, 2006 is as follows:

	<u>Issue Date</u>	<u>Final Maturity Date</u>	<u>Interest Rates</u>	<u>Balance Outstanding</u>
Governmental activities:				
City of Lafayette -				
Sales tax revenue bonds:				
Public streets and drainage				
secured by -				
1961 tax	03/01/97	03/01/07	4.80 -10.00	\$ 365,000
	09/01/99	03/01/09	5.58 - 7.00	3,715,000
	11/01/00	05/01/25	4.875 - 7.00	1,625,000
	12/01/01	03/01/26	4.00 - 5.75	20,450,000
	12/01/02	03/01/09	3.00 - 4.75	19,040,000
	01/01/03	03/01/27	4.25 - 7.00	9,595,000
	02/20/03	03/01/18	2.50 - 4.30	12,120,000
	11/01/03	03/01/28	4.00 - 6.00	6,930,000
	03/22/05	03/22/24	3.25 - 5.00	40,460,000
	06/01/05	06/01/30	4.00 - 6.00	23,410,000
	09/07/06	09/07/25	4.00 - 5.00	10,365,000
1985 tax	03/01/97	05/01/07	4.70 -10.00	460,000
	07/01/98	05/01/23	4.30 - 8.00	36,205,000
	11/01/99	05/01/09	5.65 - 7.00	1,340,000
	11/01/00	05/01/25	4.875 - 7.00	2,015,000
	12/01/01	03/01/26	4.00 - 5.75	14,305,000
	01/01/03	05/01/27	4.25 - 6.25	13,385,000
	11/01/03	05/01/28	4.00 - 5.75	15,780,000
	02/03/04	05/01/15	3.00 - 5.00	23,070,000
	05/01/04	05/01/20	2.00 - 4.30	3,235,000
	03/22/05	03/22/24	3.00 - 5.00	21,575,000
	06/01/05	06/01/30	4.00 - 5.50	2,345,000
	09/07/06	09/07/25	4.00 - 5.00	<u>13,320,000</u>
				<u>\$295,110,000</u>
Taxable refunding bonds:				
Series 2002	11/07/02	05/01/28	1.85 - 5.75	<u>\$ 45,660,000</u>
Total City of Lafayette				<u>\$340,770,000</u>
Lafayette Parish Government -				
General obligation bonds:				
Series 2001	12/21/01	03/01/26	4.00 - 5.75	\$ 15,170,000
Series 2003	12/01/03	03/01/28	3.00 - 5.25	20,885,000
Series 2005	06/01/05	03/01/30	4.00 - 5.00	14,310,000
Certificates of Indebtedness:				
Series 1998	06/05/98	03/01/07	6.00	405,000
Series 1999	12/14/99	12/01/19	5.75	<u>1,210,000</u>
Total Lafayette Parish Government				<u>\$ 51,980,000</u>

(continued)

NOTES TO FINANCIAL STATEMENTS

	Issue Date	Final Maturity Date	Interest Rates	Balance Outstanding
Add: unamortized bond premiums, net of discounts				\$ <u>4,380,854</u>
Less: unamortized loss on refundings				\$ <u>(6,753,379)</u>
Total bond indebtedness outstanding				<u>\$390,377,475</u>
Other liabilities:				
Capital leases				\$ 98,396
Accrued compensated absences				9,390,271
Claims payable				<u>10,095,545</u>
Total other liabilities				<u>\$ 19,584,212</u>
Total governmental activity debt				<u>\$409,961,687</u>
Business-type activities:				
City of Lafayette -				
Utilities revenue bonds:				
Series 1996	12/11/96	11/01/17	2.95	\$ 11,015,000
Series 2004	08/10/04	11/01/28	4.00 - 5.25	<u>183,990,000</u>
				<u>\$195,005,000</u>
Add issue premium:				
Series 2004				<u>5,183,932</u>
Total City of Lafayette				<u>\$200,188,932</u>
LPPA -				
Revenue bonds, net				<u>\$ 70,297,984</u>
Total bond indebtedness				<u>\$270,486,916</u>
Accrued compensated absences				<u>\$ 4,409,683</u>
Total business-type activity debt				<u>\$274,896,599</u>

NOTES TO FINANCIAL STATEMENTS

The annual debt service requirements to maturity of all bonds outstanding at October 31, 2006 follows:

City of Lafayette:

	Sales Tax			Taxable Refunding Bonds		
	Principal	Interest	Total	Principal	Interest	Total
2007	\$ 16,890,000	\$ 13,304,305	\$ 30,194,305	\$ 1,195,000	\$ 2,458,830	\$ 3,653,830
2008	17,150,000	12,700,654	29,850,654	1,240,000	2,416,407	3,656,407
2009	17,960,000	11,886,748	29,846,748	1,285,000	2,368,667	3,653,667
2010	13,190,000	11,165,149	24,355,149	1,340,000	2,314,055	3,654,055
2011	14,375,000	10,512,917	24,887,917	1,400,000	2,255,095	3,655,095
2012	12,705,000	9,845,013	22,550,013	1,465,000	2,190,695	3,655,695
2013	13,270,000	9,272,953	22,542,953	1,540,000	2,117,445	3,657,445
2014	13,890,000	8,662,170	22,552,170	1,610,000	2,044,295	3,654,295
2015	13,590,000	8,028,421	21,618,421	1,695,000	1,958,965	3,653,965
2016	17,385,000	7,416,316	24,801,316	1,785,000	1,869,130	3,654,130
2017-2021	74,770,000	27,032,288	101,802,288	10,510,000	7,770,400	18,280,400
2022-2026	59,995,000	9,770,901	69,765,901	13,870,000	4,413,326	18,283,326
2027-2030	<u>9,940,000</u>	<u>1,025,878</u>	<u>10,965,878</u>	<u>6,725,000</u>	<u>585,350</u>	<u>7,310,350</u>
	<u>\$295,110,000</u>	<u>\$140,623,713</u>	<u>\$435,733,713</u>	<u>\$ 45,660,000</u>	<u>\$ 34,762,660</u>	<u>\$ 80,422,660</u>

	Utilities			Total		
	Principal	Interest	Total	Principal	Interest	Total
2007	\$ -	\$ 9,698,183	\$ 9,698,183	\$ 18,085,000	\$ 25,461,318	\$ 43,546,318
2008	860,000	9,847,968	10,707,968	19,250,000	24,965,029	44,215,029
2009	890,000	9,822,157	10,712,157	20,135,000	24,077,572	44,212,572
2010	915,000	9,795,533	10,710,533	15,445,000	23,274,737	38,719,737
2011	940,000	9,768,173	10,708,173	16,715,000	22,536,185	39,251,185
2012	970,000	9,740,000	10,710,000	15,140,000	21,775,708	36,915,708
2013	1,575,000	9,699,416	11,274,416	16,385,000	21,089,814	37,474,814
2014	8,625,000	9,458,520	18,083,520	24,125,000	20,164,985	44,289,985
2015	9,055,000	9,018,342	18,073,342	24,340,000	19,005,728	43,345,728
2016	9,510,000	8,555,677	18,065,677	28,680,000	17,841,123	46,521,123
2017-2021	51,500,000	35,127,971	86,627,971	136,780,000	69,930,659	206,710,659
2022-2026	63,560,000	20,334,750	83,894,750	137,425,000	34,518,977	171,943,977
2027-2030	<u>46,605,000</u>	<u>3,571,125</u>	<u>50,176,125</u>	<u>63,270,000</u>	<u>5,182,353</u>	<u>68,452,353</u>
	<u>\$195,005,000</u>	<u>\$154,437,815</u>	<u>\$349,442,815</u>	<u>\$535,775,000</u>	<u>\$329,824,188</u>	<u>\$865,599,188</u>

NOTES TO FINANCIAL STATEMENTS

Lafayette Parish Government:

	<u>Principal</u>	<u>Interest</u>	<u>Total</u>
2007	\$ 1,715,000	\$ 2,325,342	\$ 4,040,342
2008	1,375,000	2,255,207	3,630,207
2009	1,460,000	2,190,231	3,650,231
2010	1,540,000	2,119,176	3,659,176
2011	1,625,000	2,043,359	3,668,359
2012	1,710,000	1,967,918	3,677,918
2013	1,800,000	1,891,870	3,691,870
2014	1,900,000	1,810,967	3,710,967
2015	2,010,000	1,724,678	3,734,678
2016	2,120,000	1,635,136	3,755,136
2017 - 2021	12,365,000	6,637,565	19,002,565
2022 - 2026	15,535,000	3,482,816	19,017,816
2027 - 2031	<u>6,825,000</u>	<u>503,713</u>	<u>7,328,713</u>
	<u>\$51,980,000</u>	<u>\$30,587,978</u>	<u>\$82,567,978</u>

The Government has defeased certain revenue bonds by placing the proceeds of new bonds in irrevocable trusts to provide for all future debt service payments on old bonds. Accordingly, the trust accounts' assets and the liabilities for the defeased bonds are not included in the Government's financial statements. At October 31, 2006, the following bonds are considered defeased:

Primary Government:	
Sales tax revenue	<u>\$83,185,000</u>
Discretely Presented Component Units:	
Lafayette Public Trust Financing Authority	<u>\$23,615,000</u>

Blended Component unit

LPPA revenue bonds outstanding at October 31, 2006 are as follows:

	<u>Issue Date</u>	<u>Balance Outstanding</u>
Series 2002	09/01/02	\$ 16,175,000
Series 2003	08/04/03	<u>56,725,000</u>
		\$ 72,900,000
Add unamortized premium		4,542,028
Less unamortized loss on refunding		<u>(7,144,044)</u>
Net revenue bonds outstanding		<u>\$ 70,297,984</u>

NOTES TO FINANCIAL STATEMENTS

The annual debt service requirements on all LPPA bonds outstanding at October 31, 2006 follows:

<u>Year Ending October 31,</u>	<u>Principal</u>	<u>Interest</u>	<u>Total</u>
2007	\$ 9,785,000	\$ 3,144,411	\$12,929,411
2008	10,215,000	2,762,734	12,977,734
2009	10,660,000	2,307,170	12,967,170
2010	11,230,000	1,778,945	13,008,945
2011	11,845,000	1,218,990	13,063,990
2012 - 2013	<u>19,165,000</u>	<u>786,993</u>	<u>19,951,993</u>
	<u>\$72,900,000</u>	<u>\$11,999,243</u>	<u>\$84,899,243</u>

Changes in Long-Term Liabilities. The following is a summary of changes in long-term debt (in thousands of dollars) for the year ended October 31, 2006:

	<u>Balance, 11/01/05</u>	<u>Additions</u>	<u>Reductions</u>	<u>Balance, 10/31/06</u>
Governmental activities:				
City of Lafayette -				
Sales tax revenue bonds	\$ 309,520	\$ 23,685	\$ (38,095)	\$ 295,110
Taxable refunding bonds	46,810	-	(1,150)	45,660
Lafayette Parish -				
General obligation debt	53,693	-	(1,713)	51,980
Unamortized bond premiums, net of discounts	5,268	(185)	(702)	4,381
Unamortized loss on refunding	<u>(5,794)</u>	<u>(1,546)</u>	<u>587</u>	<u>(6,753)</u>
Total bond indebtedness	\$ 409,497	\$ 21,954	\$ (41,073)	\$ 390,378
Other liabilities -				
Capital leases	-	99	(1)	98
Compensated absences	9,583	-	(193)	9,390
Claims liabilities	<u>8,034</u>	<u>17,698</u>	<u>(15,636)</u>	<u>10,096</u>
Governmental activities long-term debt	<u>\$ 427,114</u>	<u>\$ 39,751</u>	<u>\$ (56,903)</u>	<u>\$ 409,962</u>

(continued)

NOTES TO FINANCIAL STATEMENTS

	Balance, <u>11/01/05</u>	<u>Additions</u>	<u>Reductions</u>	Balance, <u>10/31/06</u>
Business-type activities:				
Primary government -				
Utilities revenue bonds:				
Series 1996	\$ 11,855	\$ -	\$ (840)	\$ 11,015
Series 2004	<u>183,990</u>	<u>-</u>	<u>-</u>	<u>183,990</u>
	\$ 195,845	\$ -0-	\$ (840)	\$ 195,005
Add issue premium:				
Series 2004	<u>5,411</u>	<u>-</u>	<u>(227)</u>	<u>5,184</u>
Total revenue bonds	\$ 201,256	\$ -0-	\$ (1,067)	\$ 200,189
Compensated absences	<u>4,152</u>	<u>258</u>	<u>-</u>	<u>4,410</u>
Total primary government	<u>\$ 205,408</u>	<u>\$ 258</u>	<u>\$ (1,067)</u>	<u>\$ 204,599</u>
Component unit -				
LPPA revenue debt	\$ 82,310	\$ -	\$ (9,410)	\$ 72,900
Less deferred amount on refundings	(9,163)	-	2,019	(7,144)
Unamortized premium	<u>5,299</u>	<u>-</u>	<u>(757)</u>	<u>4,542</u>
Total LPPA revenue debt	<u>\$ 78,446</u>	<u>\$ -0-</u>	<u>\$ (8,148)</u>	<u>\$ 70,298</u>
Business-type activities long-term debt	<u>\$ 283,854</u>	<u>\$ 258</u>	<u>\$ (9,215)</u>	<u>\$ 274,897</u>

Compensated absences typically have been liquidated by the general fund and a few other governmental funds. Claims liabilities typically have been liquidated by the internal service funds.

Note 12. Authorization for Sale of Additional Bonds

At elections held on April 4, 1981, July 20, 1985 and July 17, 1997, voters of the City of Lafayette approved the issuance of additional sales tax revenue bonds. At October 31, 2006, the remaining approved amounts are as follows:

	1961 <u>Sales Tax</u>	1985 <u>Sales Tax</u>
Street improvements	\$118,322,799	\$58,005,306
Drainage improvements	22,316,032	17,669,030
North University underpass	2,762,141	-
Public buildings	203,833	-
Recreation/parks improvements	<u>4,367,195</u>	<u>4,703,664</u>
Total	<u>\$147,972,000</u>	<u>\$80,378,000</u>

NOTES TO FINANCIAL STATEMENTS

Note 13. Deposits and Investments

Deposits:

Custodial Credit Risk - The custodial credit risk is the risk that in the event of a bank failure, the Government's deposits may not be returned to it. The Government's policy to ensure there is no exposure to this risk is to require each financial institution to pledge their own securities to cover any amount in excess of Federal Depository Insurance Coverage. These securities must be held in the Government's name. LPPA follows the same policy as Lafayette Consolidate Government. Accordingly, the Government and LPPA had no custodial credit risk related to its deposits at October 31, 2006.

Investments:

As of October 31, 2006, the primary government, excluding LPPA, a blended component unit, and including the Investment Trust Fund, a fiduciary fund, and the Firemen's and Police Pension funds, discretely presented component units, had the following investments and maturities:

<u>Investment Type</u>	<u>Fair Value</u>	<u>Investment Maturities</u>	
		<u>Less Than One Year</u>	<u>One - Five Years</u>
Repurchase Agreements	\$ 51,118,265	\$ 51,118,265	\$ -
U.S. Treasuries	86,404,300	56,672,800	29,731,500
U.S. Instrumentalities	228,293,964	114,879,470	113,414,494
State Investment Pool (LAMP)	<u>3,273,371</u>	<u>3,273,371</u>	<u>-</u>
	<u>\$369,089,900</u>	<u>\$225,943,906</u>	<u>\$143,145,994</u>

Interest Rate Risk - As a means of limiting its exposure to fair value losses arising from rising interest rates, the Government's investment policy states that generally, the Government will only invest in "money market instruments," which are defined as very creditworthy, highly liquid investments with maturities of one year or less. Although there may be certain circumstances in which longer-term securities are utilized, such as investments of long-term sinking fund contributions, maturity-matched construction funds, or securities purchased under the terms of a short-term repurchase agreement, the general use of long-term securities shall be avoided.

Credit Risk/Concentration of Credit Risk - Credit risk is defined as the risk that an issuer or other counterparty to an investment will not fulfill its obligations. The Government's investment policy limits

NOTES TO FINANCIAL STATEMENTS

investments to fully insured and/or fully-collateralized certificates of deposits and direct and indirect obligations of U.S. government agencies. The Government's investment in U.S. Instrumentalities securities were rated AAA by Standard & Poor's and Aaa by Moody's Investors Service at October 31, 2006. More than 5% of the investments above are in U.S. Instrumentalities which are invested in Federal National Mortgage Association securities, Federal Home Loan Bank securities, Federal Farm Credit Bonds and Federal Home Loan Mortgage Corporation securities. These investments represent 61.85% of the Government's total investments at October 31, 2006.

Custodial Credit Risk - For an investment, custodial credit risk is the risk that, in the event of the failure of the counterparty, the Government will not be able to recover the value of its investments or collateral securities that are in the possession of an outside party. The Government's investment policy requires all investments to be in the Government's name and all ownership securities to be evidenced by an acceptable safekeeping receipt issued by a third-party financial institution which is acceptable to the Government. Accordingly, the Government had no custodial credit risk related to its investments at October 31, 2006.

As of October 31, 2006, LPPA, a blended component unit, had the following investments and maturities:

<u>Investment Type</u>	<u>% of Portfolio</u>	<u>Fair Value</u>	<u>Investment Maturities</u>	
			<u>Less Than One Year</u>	<u>One - Five Years</u>
FNMA	25%	\$ 4,491,450	\$ 4,491,450	\$ -
FHLMC	75%	<u>13,164,066</u>	<u>3,938,526</u>	<u>9,225,540</u>
	<u>100%</u>	<u>\$17,655,516</u>	<u>\$ 8,429,976</u>	<u>\$ 9,225,540</u>

Interest Rate Risk - As a means of limiting its exposure to fair-value losses arising from rising interest rates, LPPA's investment policy limits the investment portfolio to "money market instruments," which are defined as very creditworthy, highly liquid investments with maturities of one year or less. Although there may be certain circumstances in which longer-term securities are utilized, the general use of long-term securities shall be avoided.

Credit Risk - LPPA's investment policy limits investments to fully insured and/or fully-collateralized certificates of deposits and direct and indirect obligations of U.S. government agencies. At October 31, 2006, LPPA's investments in Federal National Mortgage Association and Federal Home Loan Mortgage Corporation (as noted on the above chart) were both rated AAA by Standard and Poor's and Aaa by Moody's Investment Service.

NOTES TO FINANCIAL STATEMENTS

Concentration of Credit Risk - The LPPA's investment policy limits the LPPA's investment instruments to: 1) certificates of deposit; 2) certain direct obligations of the U.S. Government; 3) other "direct obligations" of the U.S. Government; and 4) obligations of certain U.S. Government Agencies. More than 5 percent of the LPPA's investments are obligations of Federal National Mortgage Association and Federal Home Loan Mortgage Corporation. These investments are 25% and 75%, respectively, of the LPPA's total investments.

The Government participates in the Louisiana Asset Management Pool (LAMP). The LAMP is an investment pool established as a cooperative endeavor to enable public entities of the State of Louisiana to aggregate funds for investment; the LAMP is not registered with the Securities and Exchange Commission (SEC) as an investment company. The LAMP is operated by a non-profit corporation, Louisiana Asset Management Pool, Inc., whose officers include a President, normally the Treasurer of the State of Louisiana, and a Secretary/Treasurer who is charged with the day-to-day operations of the program. LAMP, Inc. is governed by a Board of Directors consisting of nine to fourteen members elected each year by the participating entities.

The LAMP is intended to improve administrative efficiency and increase investment yield of participating public entities. The LAMP's portfolio securities are valued at market value even though the amortized cost method is permitted by Rule 2a-7 of the Investment Company Act of 1940, as amended, which governs registered money market funds. Because the LAMP is not a money market fund, it has no obligation to conform to this rule. The investment objectives of the LAMP are to preserve capital and protect principal, maintain sufficient liquidity, provide safety of funds and investments, and maximize the return on the pool. The LAMP seeks to maintain a stable net asset value of \$1.00 per unit, but there can be no assurance that the LAMP will be able to achieve this objective.

The dollar weighted average portfolio maturity of the LAMP assets is restricted to no more than 90 days and consists of no securities with a maturity in excess of 397 days. The LAMP is designed to be highly liquid to give its participants immediate access to their account balances. Investments in the LAMP are stated at fair value based on quoted market rates. The fair value is determined on a weekly basis by the LAMP and the fair value of the position of the pool is the same as the value of the pool shares.

LAMP is rated AAAM by Standard & Poor's at October 31, 2006.

NOTES TO FINANCIAL STATEMENTS

In accordance with GASB Statement No. 31, the Government recognized the net increase (decrease) in the fair value of investments for the year ended October 31, 2006 detailed below. This amount takes into account all changes in fair value (including purchases and sales) that occurred during the year.

	<u>Primary Government</u>	<u>Component Units</u>
Lafayette City-Parish		
Consolidated Government	\$ 1,998,840	\$ 12,893
LPPA	<u>4,237</u>	<u>-</u>
	<u>\$ 2,003,077</u>	<u>\$ 12,893</u>

Note 14. Dedication of Proceeds and Flow of Funds - Sales and Use Taxes

City of Lafayette

Proceeds of the 1961 1% sales and use tax levied by the City of Lafayette (2006 collections \$36,361,501) are dedicated to the following purposes:

1. Capital improvements (as more fully described in the tax proposition) for streets, sidewalks and bridges; drains, drainage canals and sub-surface drainage; fire department stations and equipment; police department stations and equipment; garbage disposal and health and sanitation equipment and facilities; public buildings; public parks and recreational facilities and equipment; civil defense; and any other work of permanent public improvement, title to which shall be in the public.
2. Supplementing the revenues of the General Fund, after providing for debt service on outstanding bonds, provided that such an amount cannot exceed 35% of the annual sales tax revenues.

Proceeds of the tax have been pledged and dedicated to the retirement of various Public Street and Drainage Bonds with outstanding principal balances totaling \$148,075,000 at October 31, 2006.

Proceeds of the 1985 1% sales and use tax levied by the City of Lafayette (2006 collections \$32,071,919) are dedicated to the following purposes:

1. Capital improvements (as more fully described in the tax proposition) for street and drainage improvements.
2. Supplementing the revenues of the General Fund, after providing for debt service on outstanding bonds, provided that such an amount cannot exceed 35% of the annual sales tax revenues.

Proceeds of the tax have been pledged and dedicated to the retirement of Public Streets and Drainage Bonds with outstanding principal balances totaling \$147,035,000 at October 31, 2006.

NOTES TO FINANCIAL STATEMENTS

Under the terms of the various bond indentures:

1. All proceeds of the tax are to be deposited daily into a Sales Tax Trust Fund.
2. Each month, there will be transferred from the Sales Tax Trust Fund an amount estimated to be required to pay for all reasonable and necessary costs and expenses of collecting and administering the tax during the next succeeding month.
3. On or before the 20th day of each month, there shall be transferred to a Sales Tax Bond Sinking Fund an amount equal to 1/6 of the interest falling due on the next interest payment date and 1/12 of the principal falling due on the next principal payment date.
4. On or before the 20th day of each month, there shall also be transferred to a Sales Tax Bond Reserve Fund a prescribed sum until such time as there is on deposit in that fund a sum equal to the highest combined principal and interest requirements in any succeeding fiscal year on the outstanding bonds.
5. Any funds remaining after the above transfers will be considered surplus and may be used for the purposes for which the tax was levied.

Lafayette Parish

Lafayette Parish is authorized by the voters of the parish to levy and collect a one percent (1%) sales and use tax on a parish-wide basis except for territory located within the boundaries of any incorporated municipality situated within the Parish. The sales tax ordinance provides that the net proceeds of the sales tax will be deposited in the General Fund of the Parish for general expenditures. Revenues from this tax totaled \$6,538,824 for the period ended October 31, 2006.

Note 15. Flow of Funds; Restrictions on Use - Utility Revenues

Under the terms of various bond indentures on outstanding Utilities Revenue Bonds, all income and revenues of the Utilities System are pledged and dedicated to the retirement of said bonds and are to be deposited in funds as indicated below.

All revenue, except income received from the sale of capital assets and charges between divisions of the Utilities System, shall be deposited daily into a Receipts Fund. Out of the Receipts Fund, there shall be transferred to an Operating Fund from time to time as needed during each sinking fund year amounts sufficient to provide for the payment of costs of operation and maintenance.

NOTES TO FINANCIAL STATEMENTS

After meeting the requirements of the Operating Fund, the monies in the Receipts Fund shall be transferred to the Sinking Fund in amounts sufficient to pay promptly and fully the principal of, premium, if any, and the interest on the outstanding revenue bonds as they become due and payable whether by maturity or mandatory call. Appropriate amounts shall also be placed in the Sinking Fund to allow for the payment of the charges of the paying agent. On or before the day before the interest payment date, sufficient funds to make the payment of the principal and/or interest owed on the obligations, as of that interest payment date, shall be deposited with the paying agent.

After meeting the requirements of the Operating and Sinking Funds, monies in the Receipts Fund are transferred to the Reserve Fund to satisfy the reserve requirements for reserve secured bonds. Amounts in the Reserve Fund are used solely for the purposes of curing deficiencies in the Sinking Fund for the payment when due of the principal of, premium, if any, and interest on the reserve secured bonds.

After meeting the requirements of the Reserve Fund, the monies in the Receipts Fund shall be deposited in the Capital Additions Fund. The monies in the Capital Additions Fund shall be used for the payment of principal and redemption price of and interest on obligations when due at any time monies are not available. It shall also be used to make the in lieu of tax payment to the City General Fund. The remaining money in the Capital Additions Fund may be used for (1) paying capital costs, (2) creation of a rate stabilization account to provide for temporary loss of revenue, (3) payment of subordinated indebtedness and subordinated contract obligations, (4) purchase of outstanding obligations, or (5) making any payment or investment for any lawful purpose.

Note 16. Flow of Funds; Restrictions on Use - LPPA

Under the terms of the ordinance authorizing and providing for the issuance of electric revenue bonds of the LPPA to finance the acquisition of an ownership interest in a fossil fuel steam electric generating plant and for other purposes relating thereto, the bonds are special obligations of the LPPA payable solely from and secured by the revenues and other funds including bond proceeds. Such revenues consist of all income, fees, charges, receipts, profits, and other monies derived by the LPPA from its ownership and operation of the fossil fuel steam electric generating plant, other than certain money derived during the period of construction. Monies in the revenue fund shall first be applied to the payment of operating expenses of the plant, exclusive of depreciation and amortization. Monies in the revenue fund shall then be deposited into the bond fund to pay principal and premium, if any, and interest on all bonds as they become due and payable; and then applied to maintain in the bond fund reserve account an amount equal to the maximum annual debt

NOTES TO FINANCIAL STATEMENTS

service requirements on all bonds (initially funded from bond proceeds). After making the required payments into the operating account and bond fund, there shall be paid out of the revenue fund into the reserve and contingency fund an amount equal to \$1,500,000 or such greater amount as may be determined by the consulting engineer, provided that there shall not be required to be paid therein during any month an amount in excess of 25% of the amounts required to be paid during such month to the bond fund. If on any October 31st following the date of commercial operation, the monies credited (or to be credited as of such date) to the revenue fund shall exceed the LPPA's required amount of working capital for the operation of the plant, the amount of such excess shall be applied by the LPPA (1) to reduce monthly power costs to the Lafayette City-Parish Consolidated Government under the power sales contract, (2) to pay the cost of making repairs, renewals and replacements, additions, betterments and improvements to and extensions of the plant operations, (3) to the purchase or redemption of bonds, (4) to any other purpose in connection with the plant operation, or (5) to any other lawful purpose of the LPPA, including the payment of subordinated indebtedness.

The fuel cost stability fund was established to allow level billings to the retail customer when the generating plant is out of service for a period of seven days or more. In those instances, a credit may be applied to the monthly power bill to the Government. When the unit has been returned to operation, the funds which were applied as a credit are recovered by application of a surcharge to restore the fund balance over a reasonable period of time.

The reserve and contingency cash balance at October 31, 2006 was \$1,500,000.

Note 17. Contract for Purchase of Power

On May 1, 1977, the City of Lafayette entered into a power sales contract with the LPPA for purchase of all electric power and energy which is capable of generation from LPPA's 50% ownership interest in a fossil fuel steam electric generating plant near Boyce, Louisiana. The generating unit has a net generating capability of approximately 530 MW.

Under the terms of the power sales contract, which will terminate on April 30, 2017, the City makes monthly payments sufficient to cover: all debt service of LPPA (including debt service reserve requirements); the amount which LPPA is required under its bond resolution(s) to pay or set aside during such month into any other fund or account established by the bond resolutions including working capital funds; any payments which LPPA is required to make for the cost of renewals, replacements or preventive maintenance of the facility; and the costs of producing or delivering power and energy during such month (including general and administrative

NOTES TO FINANCIAL STATEMENTS

expenses, but excluding depreciation). Such payments will continue throughout the term of the contract whether or not the unit is operable or whether power or energy is being delivered to the City under the terms of the contract.

Note 18. Employee Retirement Systems

The Government participates in the Municipal Employees Retirement System (MERS), Parochial Employees' Retirement System (PERS), State of Louisiana - Municipal Police Employees' Retirement System and State of Louisiana - Firefighters' Retirement System. These systems are statewide multi-employer, public employee retirement systems which cover virtually all Lafayette Consolidated Government employees. Substantially, all Government employees participate in one of the following retirement systems:

Municipal Employees' Retirement Systems (MERS)

Plan description:

Employees are eligible to retire under Plan A of the System at age 60 with 10 years of creditable service, or at any age with 25 years of creditable service. Monthly benefits consist of 3% of a member's final compensation, multiplied by years of service with certain limitations. The System also provides disability and survivor benefits. All benefits are established by state statute. MERS issues a publicly available financial report that includes financial statements and required supplemental information. That report may be obtained by writing to Municipal Employees' Retirement System of Louisiana, 7937 Office Park Boulevard, Baton Rouge, Louisiana 70809.

Funding policy:

Plan members are required to contribute 9.25% of their annual covered salary and the Government is required to contribute at an actuarially determined rate. The rate was 16.00% until July 1, 2006 at which time it increased to 16.25%. The contribution requirements of plan members and the Government are established by statute. The Government's contributions to MERS for the years ended October 31, 2006, 2005 and 2004 were \$3,207,704, \$3,247,990 and \$2,494,365, respectively, equal to the required contribution each year.

Parochial Employees' Retirement System (PERS)

Plan description:

Members of the plan may retire with 30 years of creditable service regardless of age, with 25 years of service at age 55, and with 10 years of service at age 60. Benefit rates are 1% of final compensation

NOTES TO FINANCIAL STATEMENTS

(average monthly earnings during the highest 36 consecutive months, or joined months if service was interrupted) plus \$2.00 per month for each year of service credited prior to January 1, 1980, and 3% of final compensation for each year of service after January 1, 1980. The System also provides disability and survivor benefits. Benefits are established by state statute. PERS issues a publicly available financial report that includes financial statements and required supplemental information. That report may be obtained by writing to Parochial Employees' Retirement System of Louisiana, Post Office Box 14619, Baton Rouge, Louisiana 70898.

Funding policy:

Plan members are required to contribute 9.50% of their annual covered salary to the plan and the Government is required to contribute at an actuarially determined rate. The current rate is 12.75% of annual covered payroll. The contribution requirements of plan members and the Government are established by statute. The Government's contribution to PERS for the years ended October 31, 2006, 2005 and 2004 were \$3,236,199, \$3,200,231 and \$2,426,874, respectively, equal to the required contribution each year.

State of Louisiana - Municipal Police Employees' Retirement System

Plan description:

Members of the plan may retire at age 50 with at least 20 years of credited service, or at age 55 with at least 12 years of credited service. Benefit rates are 3-1/3 percent of a member's average final compensation, multiplied by the employee's years of credited service. The System also provides death and disability benefits. Benefits are established by state statute. The Municipal Police Employees' Retirement System issues a publicly available report that includes financial statements and required supplemental information. That report may be obtained by writing to Municipal Police Employees' Retirement System, 8401 United Plaza Boulevard, Suite 270, Baton Rouge, Louisiana 70809-7017.

Funding policy:

Plan members are required to contribute 7.50% of their annual covered salary and the Government is required to contribute at a rate established by State statute. The rate was 16.25% until July 1, 2006 at which time it decreased to 15.50%. The Government's contributions to the System for the years ended October 31, 2006, 2005 and 2004 were \$1,577,129, \$2,179,631 and \$1,756,367, respectively, equal to the required contribution for each year.

NOTES TO FINANCIAL STATEMENTS

State of Louisiana - Firefighters' Retirement System

Plan description:

Members of the plan may retire at age 50 with at least 20 years of credited service, or at age 55 with at least 12 years of credited service. Benefits are 3-1/3 percent of a member's average final compensation, multiplied by the employee's years of credited service. The System also provides death and disability benefits. Benefits are established by state statute. The Firefighters' Retirement System issues a publicly available financial report that includes financial statements and required supplemental information. That report may be obtained by writing to Firefighters' Retirement System, Post Office Box 94095 Capitol Station, Baton Rouge, Louisiana 70804-9095.

Funding policy:

Plan members are required to contribute 8.00% of their annual covered salary and the Government is required to contribute at an actuarially determined rate. The rate was 18.00% until July 1, 2006 at which time it decreased to 15.50%. The contribution requirements of plan members are established and may be amended by the System's Board of Trustees. The Government's contributions to the System for the years ended October 31, 2006, 2005 and 2004 were \$1,520,938, \$2,260,897 and \$1,836,661, respectively, equal to the required contribution for each year.

Note 19. Contingent Liabilities

The Government is a defendant in various lawsuits. Although the outcome of these lawsuits is not presently determinable, in the opinion of the Consolidated Government's attorneys, any judgments rendered in favor of the plaintiff or payments resulting from compromise settlements, if any, will be within the limits of the various insurance coverages carried by the Consolidated Government or funded through its self-insurance program.

In January 2003, a judge granted a motion for summary judgment relative to liability issues of the Government in litigation filed by members of the Lafayette Fire and Police Departments. The summary judgment established liability in the design of pay plans for the Fire and Police Departments that advanced supplemental pay by the city in the first year of employment of new hires within the respective departments. The court found the process of halting the advanced payments upon commencement of state supplemental pay, after the first year of employment, to be in violation of State law. The ruling only establishes liability for the period March 16, 1996 through November 1, 2001, based on the applicable prescriptive period and recent pay plan revisions modifying the plans as a result of this lawsuit.

NOTES TO FINANCIAL STATEMENTS

The Administration and Legal Department of the Government believe the court erred in its interpretation of the law, but have been unsuccessful in subsequent appeals of the ruling. Unless an amicable settlement is reached, the court will reconvene to determine the amount of liability. The potential liability in the matter is estimated to range between \$8,000,000 to \$15,000,000. No accrual of any amounts that may be payable in this action is reflected in the financial statements. Until any such judgment, or portion thereof, is appropriated by the legislative body of the Lafayette Consolidated Government, no such amounts can be paid to satisfy the potential liability.

The Government receives grants for specific purposes that are subject to review and audit by the agencies providing the funding. Such audits and reviews could result in expenses being disallowed under the terms and conditions of the grants. In the opinion of management, such disallowances, if any, would be immaterial.

Note 20. Environmental Liability

The site upon which the City's first power generation plant was once located has been identified as containing environmental contamination. In 1979, the City built an electrical substation on the site after the 80 year old generation plant was destroyed by fire. While performing electrical upgrades to the substation in 1991, the City discovered traces of petroleum products and began an investigation as to the source of the contaminants and the extent of contamination. As a result of extensive testing on the substation site and adjacent properties, it appears that the source of the contamination is likely to have been caused from underground storage tanks which once contained fuel oil and diesel fuel used in the generation of electrical power by the former utility plant.

The City currently has plans to conduct a clean-up of the site using bioremediation technology. This method of remediation involves the introduction of micro-organisms into the soil through the use of various ground wells which will be bored throughout the site. The cost of this clean-up utilizing bioremediation technology is estimated at approximately \$1,750,000 and will take years to complete. Through October 31, 2006, the City has incurred expenses of \$885,714 in connection with the remediation project for environmental testing and consulting. The estimated remaining cost of the clean-up of \$864,286 is accrued in the Utilities System Fund at October 31, 2006.

The City has plans to first conduct a test of the bioremediation process on a small area of the site to determine if this process can be used successfully before beginning the full-scale bioremediation project. Should the bioremediation project be unsuccessful, the City may have to resort to conventional remediation methods which could cost as much as \$7,000,000 for the clean-up of this site.

NOTES TO FINANCIAL STATEMENTS

Note 21. Lease Agreements - Waterworks Districts

The Utilities System has entered into long-term lease-purchase and franchise agreements with Waterworks District Numbers 1, 3 and 4 of the Parish of Lafayette for a period of thirty years from the dates of the agreements. These districts were originally created to furnish water to residents of various areas in or near the City of Lafayette. The agreements provide that the City operate these water systems, including billing the customers and collecting the monies for services, and furnishing all labor, materials, equipment, transportation, and tools to operate and maintain these systems. The agreements further provide that the City is to provide funds to pay the outstanding revenue bonds and interest thereon when due plus an additional amount for additions and extensions, and administration and overhead expenses. There were no outstanding bonds for any of the Waterworks Districts at October 31, 2006.

The Utilities System has also entered into an agreement with Waterworks District Numbers 3 and 4 of the Parish of Lafayette whereby the City is to collect a \$300 connection fee from each new customer in the district. These funds are to be accumulated for future expansion of the systems in these districts.

Note 22. Risk Management

The Government is self-insured for workers' compensation, general liability (which includes law enforcement), errors and omissions, automobile liability, fleet collision and property (which includes fire and extended coverage and boiler and machinery). These activities are accounted for in the Self-Insurance Fund which was established on November 1, 1979. The following is a summary of the Government's self-insured retentions for the Self-Insurance Fund:

Workers' compensation	\$350,000
General liability	Unlimited
Errors and omissions	Unlimited
Automobile liability	Unlimited
Fleet collision	Unlimited
Property (Variable)	\$50,000 - \$500,000

Liabilities are reported when it is probable that a loss has occurred and the amount of the loss can be reasonably estimated. Liabilities include an amount for claims that have been incurred but not reported (IBNRs). Claim liabilities are based upon the estimated ultimate cost of settling the claims including specific, incremental claim adjustment expenses, salvage, and subrogation and considering the effects of inflation and recent claim settlement trends including frequency and amount of payouts and other economic and social factors.

NOTES TO FINANCIAL STATEMENTS

Changes in the balances of claims liabilities during the last two years ended October 31 are as follows:

	<u>2006</u>	<u>2005</u>
Unpaid claims liability, beginning	\$ 5,221,945	\$ 4,562,837
Current year claims and changes in estimates	6,512,797	2,994,607
Claims paid	<u>(2,825,038)</u>	<u>(2,335,499)</u>
Unpaid claims liability, ending	<u>\$ 8,909,704</u>	<u>\$ 5,221,945</u>

Although the Government's Self-Insurance Fund is operated on a unitary basis, contributions for premiums, reserves and losses for coverages are divided between those applicable to the Government's utilities system and those applicable to non-utility funds (funded primarily from General Fund revenues). These contributions are also reported as external transactions. The net assets at October 31, 2006 are applicable to utility and non-utility activity as follows:

Net assets:	
Utilities	\$ 337,977
Other	<u>(7,504,240)</u>
Total	<u>\$ (7,166,263)</u>

Each year, the Utilities System Fund and those non-utility funds reimburse the Self-Insurance Fund based on the prior year actual losses.

The City is also self-insured for group hospitalization. This activity is accounted for in the Group Hospitalization Fund which was established during the 1988 fiscal year; the Parish employees joined in September of 1996. Both employer's and employees' portions of premiums are paid into the Group Hospitalization Fund and are available to pay claims and administrative costs.

Liabilities are reported when it is probable that a loss has occurred and the amount of the loss can be reasonably estimated. Liabilities include an amount for claims that have been incurred but not reported (IBNRs). Claim liabilities are based upon the estimated ultimate cost of settling the claims including specific, incremental claim adjustment expenses, salvage, and subrogation and considering the effects of inflation and recent claim settlement trends including frequency and amount of payouts and other economic and social factors.

NOTES TO FINANCIAL STATEMENTS

Changes in the balances of claims liabilities during the last two years ended October 31 are as follows:

	<u>2006</u>	<u>2005</u>
Claims liability, beginning	\$ 2,811,629	\$ 2,758,702
Current year claims and changes in estimates	11,185,596	15,071,034
Claims paid	<u>(12,811,384)</u>	<u>(15,018,107)</u>
Claims liability, ending	<u>\$ 1,185,841</u>	<u>\$ 2,811,629</u>

Note 23. Compensation of Council

A detail of compensation paid to individual council members for the period ended October 31, 2006 follows:

City-Parish Council

Christopher Williams	\$ 21,898
Louis C. Benjamin, Jr.	21,898
Lenwood Broussard	21,898
Randal Menard	21,898
Bobby Badeaux	21,898
Robin Stevenson	21,898
Marc Mouton	21,485
Bruce Conque	21,063
Roger Bourgeois	<u>21,469</u>
Total	<u>\$ 195,405</u>

Note 24. Post Retirement Benefits

The Government provides postretirement health care benefits, in accordance with local Ordinance 0-109-99 adopted April 8, 1999 and applicable State statutes, to all employees who retire from the Consolidated Government after meeting the requirements under the employees' appropriate State retirement system and meeting the requirements that follow. The employee must have participated in the Consolidated Government's health insurance plan for 10 continuous years, must be a member of the health insurance plan on the date prior to retirement, and must have made the election to continue health care coverage on the date prior to retirement. Currently, 256 retirees have met the criteria above and are participating. The Consolidated Government pays 81% of the premium while the retiree is responsible for 19% of the premium. This is for single coverage only. The retiree is responsible for 100% of any dependent coverage. The Government's portion

NOTES TO FINANCIAL STATEMENTS

of the premium is funded on a pay-as-you-go basis from the City General Fund, Parish General Fund and the Utilities System Fund. Employer premium expenditures are recognized on the first day of each fiscal year and are based on the number of retirees participating on that day. For the year ended October 31, 2006, the amount of premiums paid by the Consolidated Government was \$723,519.

Note 25. Refunded Debt

On September 7, 2006, the Lafayette City-Parish Consolidated Government issued \$13,320,000 of Public Improvement Sales Tax Refunding Bonds, Series 2006A with an average interest rate of 4.23% to advance refund \$12,410,000 of outstanding Public Improvement Sales Tax Bonds, Series 2000B with an average interest rate of 5.48%. The net proceeds of \$13,051,859 (after payment of \$268,141 in underwriting fees, insurance, and other issuance costs) plus an additional \$259,030 of existing Government funds were used to purchase U.S. government securities which were deposited in an irrevocable trust with an escrow agent to provide for all future debt service payments on the Series 2000B bonds. As a result, these bonds are considered to be defeased and the liability has been removed from the government-wide statement of net assets.

The advance refunding resulted in a difference between the reacquisition price and the net carrying amount of the old debt of \$974,034. This difference, reported in the accompanying financial statements as a deduction from bonds payable, is being charged to operations through the year 2025 using the effective-interest method. The Government completed the advance refunding to reduce its total debt service payments over the next 19 years by \$960,454 and to obtain an economic gain (difference between the present values of the old and new debt service payments) of \$733,139.

On September 7, 2006, the Lafayette City-Parish Consolidated Government issued \$10,365,000 of Public Improvement Sales Tax Refunding Bonds, Series 2006B with an average interest rate of 4.23% to advance refund \$9,640,000 of outstanding Public Improvement Sales Tax Bonds, Series 2000A with an average interest rate of 5.50%. The net proceeds of \$10,131,612 (after payment of \$138,870 in underwriting fees, insurance and other issuance costs) plus an additional \$33,477 of existing Government funds were used to purchase U.S. government securities which were deposited in an irrevocable trust with an escrow agent to provide for future debt service payments on the Series 2000A bonds. The liability for the defeased principal has been removed from the government-wide statement of net assets.

The advance refunding resulted in a difference between the reacquisition price and the net carrying amount of the old debt of \$572,412. This difference, reported in the accompanying financial statements as a

NOTES TO FINANCIAL STATEMENTS

deduction from bonds payable, is being charged to operations through the year 2025 using the effective-interest method. The Government completed the advance refunding to reduce its total debt service payments over the next 19 years by \$643,963 and to obtain an economic gain (difference between the present values of the old and new debt service payments) of \$427,220.

Note 26. Prior Period Adjustment

In the current year, a prior period adjustment was recorded to properly reflect administrative costs as a direct expense of the Business-Type Activities. The net effect of this error was to overstate ending net assets at October 31, 2005 of the Business-Type Activities by \$9,849,068 and to understate ending net assets as of the same date of the Governmental Activities by the same amount. In addition, the change in net assets for the year ended October 31, 2005 was overstated by \$2,345,827 for the Business-Type Activities and understated by the same amount for the Governmental Activities.

Note 27. Operating Leases

Discretely Presented Component Units:

The Lafayette Regional Airport leases buildings, hangars, land and terminal space to a number of tenants. Due to the nature of those leases, they are all classified as operating leases. The following is a schedule by years of minimum future rentals on non-cancelable operating leases as of December 31, 2005 (fiscal year included in this report):

<u>Year Ending</u> <u>December 31</u>	
2006	\$ 1,869,864
2007	1,362,593
2008	881,010
2009	774,735
2010	773,085
Thereafter	<u>8,226,312</u>
Total minimum future rentals	<u>\$13,887,599</u>

Certain rentals included above relate to tenants with scheduled annual CPI adjustments. Those annual adjustments could not be determined. Therefore, the 2005 rents were used for all years.

NOTES TO FINANCIAL STATEMENTS

Note 28. Capital Leases

Primary Government:

The Government has leased equipment under a capital lease in the amount of \$99,763. The lease took place near year end. Accordingly, there is no current year depreciation on this asset for the year ended October 31, 2006, nor is there any accumulated depreciation at year end.

The following is a schedule of the future minimum lease payments under the capital lease, and the present value of the net minimum lease payments at October 31, 2006:

<u>Year Ending</u> <u>October 31</u>	
2007	\$ 24,131
2008	24,131
2009	24,131
2010	24,131
2011	<u>22,120</u>
	\$ 118,644
Less amount representing interest	<u>(20,248)</u>
Present value of future minimum lease payments	<u>\$ 98,396</u>

Note 29. Commitments

On May 31, 2006, LPPA entered into a contract extension with a coal supplier. The purchase contract is for the delivery of 2,750,000 tons of coal in total, for which LPPA has contracted to purchase 1,375,000 tons over the two-year term of the contract.

The term of the contract and annual quantities to be purchased are as follows:

<u>Calendar</u> <u>Year</u>	<u>Annual</u> <u>Quantity</u>	<u>Committed</u> <u>Cost</u>	<u>Purchase</u> <u>Commitment</u>
2007	875,000	\$13.62	\$11,917,500
2008	<u>500,000</u>	\$12.97	<u>6,485,000</u>
Total	<u>1,375,000</u>		<u>\$18,402,500</u>

NOTES TO FINANCIAL STATEMENTS

On November 27, 2006, LPPA entered into a contract extension with another coal supplier. The purchase contract is for the delivery of 500,000 tons of coal in total, for which LPPA has contracted to purchase 250,000 tons over the one-year term of the contract.

The term of the contract and annual quantities to be purchased are as follows:

<u>Calendar Year</u>	<u>Annual Quantity</u>	<u>Committed Cost</u>	<u>Purchase Commitment</u>
2007	<u>250,000</u>	\$14.50	<u>\$ 3,625,000</u>

This page intentionally left blank.

REQUIRED SUPPLEMENTARY INFORMATION

LAFAYETTE CITY-PARISH CONSOLIDATED GOVERNMENT
LAFAYETTE, LOUISIANA

BUDGETARY COMPARISON SCHEDULE
GENERAL FUND
For the Year Ended October 31, 2006

	<u>Original Budget</u>	<u>Final Budget</u>	<u>Actual</u>	<u>Variance With Final Budget Positive (Negative)</u>
Revenues:				
Taxes -				
Ad valorem	\$ 14,924,500	\$ 15,096,886	\$ 15,180,819	\$ 83,933
Sales and use	5,182,600	5,500,000	6,538,824	1,038,824
Utility System payments in lieu of taxes	17,100,000	16,653,800	16,653,751	(49)
Other	2,536,846	2,831,233	2,935,367	104,134
Licenses and permits	2,314,200	2,403,627	2,446,136	42,509
Intergovernmental -				
Federal grants	-	828,301	378,638	(449,663)
State funds:				
Grants	-	66,642	65,565	(1,077)
State shared revenue	1,080,000	1,080,000	1,092,739	12,739
Other	691,222	1,238,717	359,942	(878,775)
Charges for services	5,302,922	5,598,971	5,230,397	(368,574)
Fines and forfeits	1,161,800	1,229,500	1,494,528	265,028
Investment earnings	578,400	853,400	1,165,444	312,044
Miscellaneous	1,973,600	2,026,350	2,023,547	(2,803)
Total revenues	<u>\$ 52,846,090</u>	<u>\$ 55,407,427</u>	<u>\$ 55,565,697</u>	<u>\$ 158,270</u>
Expenditures:				
Current -				
General government	\$ 21,544,610	\$ 24,709,923	\$ 21,623,669	\$3,086,254
Public safety	32,861,185	34,176,961	32,911,796	1,265,165
Traffic and transportation	1,997,871	1,946,798	1,901,503	45,295
Streets and drainage	8,727,109	8,770,050	7,872,978	897,072
Urban redevelopment and housing	401,610	376,172	371,619	4,553
Culture and recreation	452,180	540,874	455,683	85,191
Health and welfare	16,082	16,082	14,893	1,189
Economic development and assistance	145,368	145,400	125,699	19,701
Conservation of natural resources	81,900	86,150	81,593	4,557
Debt service -				
Principal retirement	1,150,000	1,150,000	1,150,000	-
Interest and fiscal charges	2,505,580	2,505,580	2,505,580	-
Total expenditures	<u>\$ 69,883,495</u>	<u>\$ 74,423,990</u>	<u>\$ 69,015,013</u>	<u>\$5,408,977</u> (continued)

LAFAYETTE CITY-PARISH CONSOLIDATED GOVERNMENT
LAFAYETTE, LOUISIANA

BUDGETARY COMPARISON SCHEDULE (CONTINUED)
GENERAL FUND
For the Year Ended October 31, 2006

	Original Budget	Final Budget	Actual	Variance With Final Budget Positive (Negative)
Excess (deficiency) of revenues over expenditures	\$ (17,037,405)	\$ (19,016,563)	\$ (13,449,316)	\$5,567,247
Other financing sources (uses):				
Transfers in	\$ 24,264,194	\$ 27,164,725	\$ 28,808,505	\$1,643,780
Transfers out	(7,585,049)	(9,023,314)	(7,261,004)	1,762,310
Transfers from component units	-	61,010	61,009	(1)
Transfers to component units	(1,941,742)	(1,941,742)	(1,721,701)	220,041
Sale of capital assets	-	72,820	14,485	(58,335)
Total other financing sources (uses)	<u>\$ 14,737,403</u>	<u>\$ 16,333,499</u>	<u>\$ 19,901,294</u>	<u>\$3,567,795</u>
Net change in fund balance	\$ (2,300,002)	\$ (2,683,064)	\$ 6,451,978	\$9,135,042
Fund balance, beginning	<u>17,930,830</u>	<u>21,605,949</u>	<u>21,086,299</u>	<u>(519,650)</u>
Fund balance, ending	<u>\$ 15,630,828</u>	<u>\$ 18,922,885</u>	<u>\$ 27,538,277</u>	<u>\$8,615,392</u>

See Notes to Budgetary Comparison Schedules.

LAFAYETTE CITY-PARISH CONSOLIDATED GOVERNMENT
LAFAYETTE, LOUISIANA

BUDGETARY COMPARISON SCHEDULE
1961 SALES TAX TRUST FUND
For the Year Ended October 31, 2006

	<u>Original Budget</u>	<u>Final Budget</u>	<u>Actual</u>	Variance With Final Budget Positive (Negative)
Revenues:				
Taxes -				
Sales and use	\$ 29,816,817	\$ 34,000,001	\$ 36,361,501	\$ 2,361,500
Investment earnings	<u>20,000</u>	<u>20,000</u>	<u>87,474</u>	<u>67,474</u>
Total revenues	\$ 29,836,817	\$ 34,020,001	\$ 36,448,975	\$ 2,428,974
Expenditures:				
Current -				
General government	<u>200,000</u>	<u>200,000</u>	<u>227,693</u>	<u>(27,693)</u>
Excess of revenues over expenditures	<u>\$ 29,636,817</u>	<u>\$ 33,820,001</u>	<u>\$ 36,221,282</u>	<u>\$ 2,401,281</u>
Other financing sources (uses):				
Transfers in	\$ 406,000	\$ 406,000	\$ 710,172	\$ 304,172
Transfers out	<u>(30,042,817)</u>	<u>(34,226,001)</u>	<u>(36,931,454)</u>	<u>(2,705,453)</u>
Total other financing sources (uses)	<u>\$ (29,636,817)</u>	<u>\$ (33,820,001)</u>	<u>\$ (36,221,282)</u>	<u>\$ (2,401,281)</u>
Net change in fund balance	\$ -0-	\$ -0-	\$ -0-	\$ -0-
Fund balance, beginning	<u>-</u>	<u>-</u>	<u>-</u>	<u>-</u>
Fund balance, ending	<u>\$ -0-</u>	<u>\$ -0-</u>	<u>\$ -0-</u>	<u>\$ -0-</u>

See Notes to Budgetary Comparison Schedules.

LAFAYETTE CITY-PARISH CONSOLIDATED GOVERNMENT
LAFAYETTE, LOUISIANA

BUDGETARY COMPARISON SCHEDULE
1985 SALES TAX TRUST FUND
For the Year Ended October 31, 2006

	Original Budget	Final Budget	Actual	Variance With Final Budget Positive (Negative)
Revenues:				
Taxes -				
Sales and use	\$ 26,282,297	\$ 30,000,000	\$ 32,071,919	\$ 2,071,919
Investment earnings	20,000	20,000	77,080	57,080
Total revenues	\$ 26,302,297	\$ 30,020,000	\$ 32,148,999	\$ 2,128,999
Expenditures:				
Current -				
General government	185,000	185,000	212,020	(27,020)
Excess of revenues over expenditures	\$ 26,117,297	\$ 29,835,000	\$ 31,936,979	\$ 2,101,979
Other financing sources (uses):				
Transfers in	\$ 360,000	\$ 360,000	\$ 554,807	\$ 194,807
Transfers out	(26,477,297)	(30,195,000)	(32,491,786)	(2,296,786)
Total other financing sources (uses)	\$ (26,117,297)	\$ (29,835,000)	\$ (31,936,979)	\$ (2,101,979)
Net change in fund balance	\$ -0-	\$ -0-	\$ -0-	\$ -0-
Fund balance, beginning	-	-	-	-
Fund balance, ending	\$ -0-	\$ -0-	\$ -0-	\$ -0-

See Notes to Budgetary Comparison Schedules.

LAFAYETTE CITY-PARISH CONSOLIDATED GOVERNMENT
LAFAYETTE, LOUISIANA

NOTES TO BUDGETARY COMPARISON SCHEDULES

Note 1. Budgeting Policy

The City-Parish Government follows the procedures detailed below in adopting its budget.

1. At least 90 days prior to the beginning of each fiscal year, the City-Parish President submits to the Council a proposed budget in the form required by the City-Parish Charter.
2. A public hearing is conducted to obtain taxpayer comments and notice thereof is published in the official journal at least 10 days prior to such hearing. The notification includes the time and place of the public hearing in addition to a general summary of the proposed budget.
3. Final adoption of the budget is required to be not later than the second-to-last regular meeting of the preceding fiscal year.
4. The City-Parish President is authorized to transfer budgeted amounts within departments, except that no transfer can be made to or from any salary account, unless authorized by the City-Parish Council by ordinance. Any revisions which cause interdepartmental transfers or alter the total revenues or expenditures of any fund must likewise be approved by the City-Parish Council.
5. Formal budgetary integration is employed as a management control device during the year for all funds. No payment can be made or obligated against any appropriation unless the City-Parish President or his designee first certifies that sufficient unencumbered funds are or will be available to meet the obligation when it becomes due and payable. In practice, this has generally been interpreted (due to the flexibility for intradepartmental transfer of line item appropriations) to mean control at the departmental/fund level.
6. Those budgets presented in the budgetary comparison schedules are adopted on a basis consistent with generally accepted accounting principles as applied to governmental units.
7. Under the Charter, all appropriations, except for capital outlays, lapse at the close of the fiscal year to the extent that they have not been expended or encumbered. Appropriations for capital outlays lapse after completion of the project or abandonment. A capital outlay appropriation is deemed abandoned if three years pass without any disbursement or encumbrance of the appropriation.

All budgeted amounts presented reflect the original budget and the final budget (which have been adjusted for legally authorized revisions during the year).

NOTES TO BUDGETARY COMPARISON SCHEDULES

Note 2. Excess of Expenditures Over Appropriations

The following individual funds have actual expenditures in excess of budgeted expenditures for the year ended October 31, 2006:

	<u>Original Budget</u>	<u>Final Budget</u>	<u>Actual</u>	<u>Negative Variance</u>
1961 Sales Tax Trust Fund	<u>\$200,000</u>	<u>\$200,000</u>	<u>\$227,693</u>	<u>\$ (27,693)</u>
1985 Sales Tax Trust Fund	<u>\$185,000</u>	<u>\$185,000</u>	<u>\$212,020</u>	<u>\$ (27,020)</u>

This page intentionally left blank.

OTHER SUPPLEMENTARY INFORMATION

This page intentionally left blank.

LAFAYETTE CITY-PARISH CONSOLIDATED GOVERNMENT
LAFAYETTE, LOUISIANA

COMBINING BALANCE SHEET
GENERAL FUNDS
October 31, 2006

ASSETS	City	Parish	Total
Cash	\$ 1,863,563	\$ 267,904	\$ 2,131,467
Investments	19,987,325	6,854,547	26,841,872
Accrued interest receivable	165,297	56,688	221,985
Accounts receivable, net	147,493	28,330	175,823
Due from other funds	2,704,888	88,925	2,793,813
Due from component units	115,211	-	115,211
Due from other governmental agencies	91,531	612,194	703,725
Other receivables	135,698	-	135,698
Total assets	<u>\$25,211,006</u>	<u>\$ 7,908,588</u>	<u>\$33,119,594</u>
LIABILITIES AND FUND BALANCES			
Liabilities:			
Accounts payable	\$ 1,088,317	\$ 62,733	\$ 1,151,050
Accrued salaries and benefits	973,233	38,325	1,011,558
Other payables	176,396	5,624	182,020
Due to other funds	1,917,036	51,782	1,968,818
Due to component units	-	1,240,880	1,240,880
Due to other governmental agencies	-	2,275	2,275
Deferred revenue	24,716	-	24,716
Total liabilities	<u>\$ 4,179,698</u>	<u>\$ 1,401,619</u>	<u>\$ 5,581,317</u>
Fund balances:			
Reserved for -			
Encumbrances	\$ 26,100	\$ 275,276	\$ 301,376
Unreserved -			
Designated for subsequent year's expenditures	3,460,502	688,065	4,148,567
Designated for contingencies	6,000,000	3,500,000	9,500,000
Undesignated	11,544,706	2,043,628	13,588,334
Total fund balances	<u>\$21,031,308</u>	<u>\$ 6,506,969</u>	<u>\$27,538,277</u>
Total liabilities and fund balances	<u>\$25,211,006</u>	<u>\$ 7,908,588</u>	<u>\$33,119,594</u>

LAFAYETTE CITY-PARISH CONSOLIDATED GOVERNMENT
LAFAYETTE, LOUISIANA

COMBINING STATEMENT OF REVENUES, EXPENDITURES, AND
CHANGES IN FUND BALANCES
GENERAL FUNDS

For the Year Ended October 31, 2006

	<u>City</u>	<u>Parish</u>	<u>Total</u>
Revenues:			
Taxes -			
Ad valorem	\$ 13,158,530	\$ 2,022,289	\$ 15,180,819
Sales and use	-	6,538,824	6,538,824
Utility system payments in lieu of taxes	16,653,751	-	16,653,751
Other	1,985,591	949,776	2,935,367
Licenses and permits	2,136,432	309,704	2,446,136
Intergovernmental -			
Federal grants	378,638	-	378,638
State funds:			
Grants	48,558	17,007	65,565
State shared revenue	208,593	884,146	1,092,739
Other	-	359,942	359,942
Charges for services	4,482,219	748,178	5,230,397
Fines and forfeits	1,450,728	43,800	1,494,528
Investment earnings	1,029,801	135,643	1,165,444
Miscellaneous	1,907,394	116,153	2,023,547
	<u>\$ 43,440,235</u>	<u>\$12,125,462</u>	<u>\$ 55,565,697</u>
Expenditures:			
Current -			
General government	\$ 18,958,735	\$ 2,664,934	\$ 21,623,669
Public safety	32,118,853	792,943	32,911,796
Traffic and transportation	1,892,086	9,417	1,901,503
Streets and drainage	7,872,978	-	7,872,978
Urban redevelopment and housing	371,619	-	371,619
Culture and recreation	348,625	107,058	455,683
Health and welfare	-	14,893	14,893
Economic development and assistance	106,649	19,050	125,699
Conservation of natural resources	-	81,593	81,593
Debt service -			
Principal retirement	1,150,000	-	1,150,000
Interest and fiscal charges	2,505,580	-	2,505,580
	<u>\$ 65,325,125</u>	<u>\$ 3,689,888</u>	<u>\$ 69,015,013</u>
Excess (deficiency) of revenues over expenditures	<u>\$(21,884,890)</u>	<u>\$ 8,435,574</u>	<u>\$(13,449,316)</u>

(continued)

LAFAYETTE CITY-PARISH CONSOLIDATED GOVERNMENT
LAFAYETTE, LOUISIANA

COMBINING STATEMENT OF REVENUES, EXPENDITURES, AND
CHANGES IN FUND BALANCES (CONTINUED)
GENERAL FUNDS

For the Year Ended October 31, 2006

	<u>City</u>	<u>Parish</u>	<u>Total</u>
Other financing sources (uses):			
Transfers in	\$ 28,798,069	\$ 10,436	\$ 28,808,505
Transfers out	(6,523,280)	(737,724)	(7,261,004)
Internal transfers	4,366,656	(4,366,656)	-
Transfers from component units	61,009	-	61,009
Transfers to component units	(480,821)	(1,240,880)	(1,721,701)
Sale of capital assets	6,220	8,265	14,485
Total other financing sources (uses)	<u>\$ 26,227,853</u>	<u>\$ (6,326,559)</u>	<u>\$ 19,901,294</u>
Net change in fund balances	\$ 4,342,963	\$ 2,109,015	\$ 6,451,978
Fund balances, beginning	<u>16,688,345</u>	<u>4,397,954</u>	<u>21,086,299</u>
Fund balances, ending	<u>\$ 21,031,308</u>	<u>\$ 6,506,969</u>	<u>\$ 27,538,277</u>

LAFAYETTE CITY-PARISH CONSOLIDATED GOVERNMENT
LAFAYETTE, LOUISIANA

BUDGETARY COMPARISON SCHEDULE
GENERAL FUND - CITY OF LAFAYETTE
For the Year Ended October 31, 2006

	<u>Original Budget</u>	<u>Final Budget</u>	<u>Actual</u>	Variance With Final Budget Positive (Negative)
Revenues:				
Taxes -				
Ad valorem	\$ 13,036,900	\$ 13,083,544	\$ 13,158,530	\$ 74,986
Utility system payments in lieu of taxes	17,100,000	16,653,800	16,653,751	(49)
Other	1,741,600	1,910,389	1,985,591	75,202
Licenses and permits	2,049,700	2,092,582	2,136,432	43,850
Intergovernmental -				
Federal grants	-	828,301	378,638	(449,663)
State funds:				
Grants	-	49,635	48,558	(1,077)
State shared revenue	197,100	197,100	208,593	11,493
Charges for services	4,774,070	4,932,451	4,482,219	(450,232)
Fines and forfeits	1,130,700	1,198,400	1,450,728	252,328
Investment earnings	490,500	690,500	1,029,801	339,301
Miscellaneous	1,743,600	1,781,350	1,907,394	126,044
Total revenues	<u>\$ 42,264,170</u>	<u>\$ 43,418,052</u>	<u>\$ 43,440,235</u>	<u>\$ 22,183</u>
Expenditures:				
Current -				
General government	\$ 18,379,557	\$ 20,686,454	\$ 18,958,735	\$1,727,719
Public safety	32,131,876	33,377,549	32,118,853	1,258,696
Traffic and transportation	1,987,871	1,933,544	1,892,086	41,458
Streets and drainage	8,727,109	8,631,647	7,872,978	758,669
Urban redevelopment and housing	401,610	376,172	371,619	4,553
Culture and recreation	354,180	356,230	348,625	7,605
Economic development and assistance	126,317	126,349	106,649	19,700
Debt service -				
Principal retirement	1,150,000	1,150,000	1,150,000	-
Interest and fiscal charges	2,505,580	2,505,580	2,505,580	-
Total expenditures	<u>\$ 65,764,100</u>	<u>\$ 69,143,525</u>	<u>\$ 65,325,125</u>	<u>\$3,818,400</u>

(continued)

LAFAYETTE CITY-PARISH CONSOLIDATED GOVERNMENT
LAFAYETTE, LOUISIANA

BUDGETARY COMPARISON SCHEDULE (CONTINUED)
GENERAL FUND - CITY OF LAFAYETTE
For the Year Ended October 31, 2006

	Original Budget	Final Budget	Actual	Variance With Final Budget Positive (Negative)
Excess (deficiency) of revenues over expenditures	<u>\$ (23,499,930)</u>	<u>\$ (25,725,473)</u>	<u>\$ (21,884,890)</u>	<u>\$3,840,583</u>
Other financing sources (uses):				
Transfers in	\$ 28,551,996	\$ 31,486,352	\$ 33,164,725	\$1,678,373
Transfers out	(6,928,670)	(7,945,485)	(6,523,280)	1,422,205
Transfers from component units	-	61,010	61,009	(1)
Transfers to component units	(480,821)	(480,821)	(480,821)	-
Sale of capital assets	-	72,820	6,220	(66,600)
Total other financing sources (uses)	<u>\$ 21,142,505</u>	<u>\$ 23,193,876</u>	<u>\$ 26,227,853</u>	<u>\$3,033,977</u>
Net change in fund balance	\$ (2,357,425)	\$ (2,531,597)	\$ 4,342,963	\$6,874,560
Fund balance, beginning	<u>12,750,830</u>	<u>16,965,678</u>	<u>16,688,345</u>	<u>(277,333)</u>
Fund balance, ending	<u>\$ 10,393,405</u>	<u>\$ 14,434,081</u>	<u>\$ 21,031,308</u>	<u>\$6,597,227</u>

LAFAYETTE CITY-PARISH CONSOLIDATED GOVERNMENT
LAFAYETTE, LOUISIANA

BUDGETARY COMPARISON SCHEDULE - DETAIL OF EXPENDITURES
GENERAL FUND - CITY OF LAFAYETTE
For the Year Ended October 31, 2006

	Original Budget	Final Budget	Actual	Variance With Final Budget Positive (Negative)
Elected Officials:				
City Council -				
Personnel costs	\$ 649,758	\$ 649,758	\$ 610,507	\$ 39,251
Transportation	12,900	8,885	6,020	2,865
Materials and supplies	11,025	11,525	9,996	1,529
Telephone	20,750	12,750	8,931	3,819
Publications and recording	65,000	65,000	61,265	3,735
Travel and meetings	40,000	41,000	27,299	13,701
Printing and postage	37,000	45,000	30,326	14,674
Professional services	20,195	21,095	18,636	2,459
Uninsured losses	9,614	8,703	8,703	-
Professional fees	189,200	189,200	184,200	5,000
Vehicle subsidy leases	7,000	7,000	6,529	471
Tourist promotion	13,000	13,000	10,637	2,363
Training	5,000	6,150	5,676	474
Other	15,430	15,895	7,094	8,801
Total City Council	<u>\$ 1,095,872</u>	<u>\$ 1,094,961</u>	<u>\$ 995,819</u>	<u>\$ 99,142</u>
President's Office -				
Operations:				
Personnel costs	\$ 351,984	\$ 355,162	\$ 354,040	\$ 1,122
Transportation	5,500	8,000	7,206	794
Expense allowance	3,600	3,600	3,600	-
Materials and supplies	5,095	6,895	6,726	169
Travel and meetings	11,000	16,300	14,975	1,325
Telephone	15,500	7,500	7,495	5
Printing and postage	4,000	4,000	3,508	492
Vehicle subsidy leases	6,632	6,632	6,023	609
Municipal dues	2,000	700	155	545
Contractual service	15,762	15,862	15,354	508
Tourist promotion	63,500	63,500	54,819	8,681
Other	6,450	2,900	639	2,261
	<u>\$ 491,023</u>	<u>\$ 491,051</u>	<u>\$ 474,540</u>	<u>\$ 16,511</u>

(continued)

LAFAYETTE CITY-PARISH CONSOLIDATED GOVERNMENT
LAFAYETTE, LOUISIANA

BUDGETARY COMPARISON SCHEDULE - DETAIL OF EXPENDITURES (CONTINUED)
GENERAL FUND - CITY OF LAFAYETTE
For the Year Ended October 31, 2006

	Original Budget	Final Budget	Actual	Variance With Final Budget Positive (Negative)
Elected Officials (continued):				
President's Office (continued) -				
CAO - Administration and Emergency Operations:				
Personnel costs	\$ 312,471	\$ 311,485	\$ 311,760	\$ (275)
Transportation	2,000	1,750	793	957
Materials and supplies	2,875	6,820	6,641	179
Travel and meetings	4,250	5,050	4,902	148
Telephone and utilities	5,519	5,019	4,412	607
Printing and postage	1,840	1,262	1,072	190
Municipal dues	350	350	312	38
Training	4,600	3,300	2,442	858
Vehicle subsidy leases	14,490	13,770	13,119	651
Contractual services	-	3,750	3,750	-
Uninsured losses	-	3,445	3,445	-
Tourist promotion	500	406	374	32
Other	969	747	539	208
	<u>\$ 349,864</u>	<u>\$ 357,154</u>	<u>\$ 353,561</u>	<u>\$ 3,593</u>
CAO - Criminal Justice				
Support Services:				
Personnel costs	\$ 384,143	\$ 340,062	\$ 328,856	\$ 11,206
Transportation	6,813	6,713	3,320	3,393
Materials and supplies	13,525	48,815	38,954	9,861
Travel and meetings	3,100	5,985	5,724	261
Telephone	16,800	16,450	17,338	(888)
Printing and postage	13,000	9,981	8,135	1,846
Contractual services	63,164	56,200	53,883	2,317
Maintenance	7,665	11,455	5,601	5,854
Training	13,185	8,479	5,509	2,970
Tourist/customer relations	3,600	6,650	4,977	1,673
Utilities	4,500	3,400	1,142	2,258
Equipment rental	1,700	750	148	602
Municipal dues	200	200	25	175
Uniforms	1,800	2,525	2,308	217
External appropriations	-	338,852	61,767	277,085
Other	450	3,546	3,096	450
	<u>\$ 533,645</u>	<u>\$ 860,063</u>	<u>\$ 540,783</u>	<u>\$ 319,280</u>

(continued)

LAFAYETTE CITY-PARISH CONSOLIDATED GOVERNMENT
LAFAYETTE, LOUISIANA

BUDGETARY COMPARISON SCHEDULE - DETAIL OF EXPENDITURES (CONTINUED)
GENERAL FUND - CITY OF LAFAYETTE
For the Year Ended October 31, 2006

	Original Budget	Final Budget	Actual	Variance With Final Budget Positive (Negative)
Elected Officials (continued):				
President's Office (continued) -				
CAO - International Trade:				
Personnel costs	\$ 235,080	\$ 217,960	\$ 203,099	\$ 14,861
Transportation	2,969	1,754	1,423	331
Materials and supplies	15,775	16,363	15,943	420
Travel and meetings	14,358	16,372	16,842	(470)
Telephone	7,200	6,150	6,007	143
Printing and postage	4,801	4,301	4,310	(9)
Contractual services	10,617	19,125	18,855	270
Maintenance	4,603	5,333	4,568	765
Training	500	52	-	52
Tourist/customer relations	8,744	8,444	9,326	(882)
Utilities	15,200	20,000	19,484	516
Municipal dues	1,795	1,975	1,760	215
Uniforms	130	130	84	46
Rent	4,200	4,200	4,200	-
Other	3,750	7,476	4,306	3,170
	<u>\$ 329,722</u>	<u>\$ 329,635</u>	<u>\$ 310,207</u>	<u>\$ 19,428</u>
Total President's Office	<u>\$ 1,704,254</u>	<u>\$ 2,037,903</u>	<u>\$ 1,679,091</u>	<u>\$ 358,812</u>
City Court -				
Operations:				
Personnel costs	\$ 1,362,741	\$ 1,394,551	\$ 1,312,250	\$ 82,301
Transportation	2,600	2,600	2,340	260
Materials and supplies	25,662	25,522	23,307	2,215
Telephone and utilities	64,044	89,044	73,837	15,207
Maintenance	5,600	5,600	4,779	821
Contractual services	128,000	128,000	126,460	1,540
Printing and postage	10,500	14,700	14,412	288
Uninsured losses	1,543	3,358	3,358	-
Other	8,988	9,128	7,182	1,946
	<u>\$ 1,609,678</u>	<u>\$ 1,672,503</u>	<u>\$ 1,567,925</u>	<u>\$ 104,578</u>

(continued)

LAFAYETTE CITY-PARISH CONSOLIDATED GOVERNMENT
LAFAYETTE, LOUISIANA

BUDGETARY COMPARISON SCHEDULE - DETAIL OF EXPENDITURES (CONTINUED)
GENERAL FUND - CITY OF LAFAYETTE
For the Year Ended October 31, 2006

	Original Budget	Final Budget	Actual	Variance With Final Budget Positive (Negative)
Elected Officials (continued):				
City Court (continued) -				
City Marshal:				
Personnel costs	\$ 988,560	\$ 986,813	\$ 981,103	\$ 5,710
Transportation	30,000	84,300	78,426	5,874
Telephone	7,000	7,000	6,619	381
Uninsured losses	26,376	30,798	30,798	-
Other	1,000	-	-	-
	<u>\$ 1,052,936</u>	<u>\$ 1,108,911</u>	<u>\$ 1,096,946</u>	<u>\$ 11,965</u>
Total City Court	<u>\$ 2,662,614</u>	<u>\$ 2,781,414</u>	<u>\$ 2,664,871</u>	<u>\$ 116,543</u>
Legal Department -				
Personnel costs	\$ 176,933	\$ 176,960	\$ 168,940	\$ 8,020
Materials and supplies	16,600	16,600	14,480	2,120
Telephone	6,000	6,500	5,254	1,246
Professional services	82,259	82,259	82,000	259
Printing and binding	860	860	389	471
Legal fees	609,000	608,900	456,340	152,560
Uninsured losses	-	4,903	4,903	-
Other	3,375	2,975	335	2,640
Total Legal Department	<u>\$ 895,027</u>	<u>\$ 899,957</u>	<u>\$ 732,641</u>	<u>\$ 167,316</u>
Total Elected Officials	<u>\$ 6,357,767</u>	<u>\$ 6,814,235</u>	<u>\$ 6,072,422</u>	<u>\$ 741,813</u>
Office of Finance and Management:				
Associate Chief				
Administrator's Office -				
Personnel costs	\$ 309,242	\$ 306,142	\$ 231,142	\$ 75,000
Training	3,300	3,180	1,176	2,004
Materials and supplies	2,600	2,600	2,501	99
Telephone	3,000	3,000	3,224	(224)
Travel and meetings	263	983	976	7
Printing and postage	1,700	1,349	596	753
Vehicle subsidy leases	6,500	6,500	6,023	477
Dues and licenses	1,700	1,579	1,360	219
Uninsured losses	816	844	844	-
Other	300	772	600	172
	<u>\$ 329,421</u>	<u>\$ 326,949</u>	<u>\$ 248,442</u>	<u>\$ 78,507</u>

(continued)

LAFAYETTE CITY-PARISH CONSOLIDATED GOVERNMENT
LAFAYETTE, LOUISIANA

BUDGETARY COMPARISON SCHEDULE - DETAIL OF EXPENDITURES (CONTINUED)
GENERAL FUND - CITY OF LAFAYETTE
For the Year Ended October 31, 2006

	Original Budget	Final Budget	Actual	Variance With Final Budget Positive (Negative)
Office of Finance and Management (continued):				
Accounting -				
Personnel costs	\$ 1,247,136	\$ 1,247,136	\$ 1,104,297	\$ 142,839
Training	4,000	5,150	5,319	(169)
Materials and supplies	11,645	13,886	13,233	653
Telephone	12,000	12,260	12,343	(83)
Maintenance	440	350	345	5
Printing and postage	25,000	26,300	25,525	775
Contractual services	12,000	6,950	6,726	224
Other	730	919	842	77
	<u>\$ 1,312,951</u>	<u>\$ 1,312,951</u>	<u>\$ 1,168,630</u>	<u>\$ 144,321</u>
Budget Management -				
Personnel costs	\$ 311,610	\$ 315,310	\$ 315,755	\$ (445)
Training	1,500	-	-	-
Materials and supplies	2,050	2,050	1,169	881
Telephone	2,900	3,500	3,035	465
Maintenance	400	400	289	111
Printing and postage	8,700	9,600	7,919	1,681
	<u>\$ 327,160</u>	<u>\$ 330,860</u>	<u>\$ 328,167</u>	<u>\$ 2,693</u>
Purchasing and Property Management -				
Personnel costs	\$ 491,528	\$ 491,528	\$ 460,711	\$ 30,817
Transportation	1,700	2,450	3,586	(1,136)
Training	1,940	2,040	-	2,040
Materials and supplies	6,131	6,131	5,953	178
Telephone	6,500	6,500	5,718	782
Printing and postage	16,000	16,400	15,753	647
Maintenance	1,400	1,400	262	1,138
Contractual services	3,000	1,750	1,232	518
Other	1,261	1,261	442	819
	<u>\$ 529,460</u>	<u>\$ 529,460</u>	<u>\$ 493,657</u>	<u>\$ 35,803</u>

(continued)

LAFAYETTE CITY-PARISH CONSOLIDATED GOVERNMENT
LAFAYETTE, LOUISIANA

BUDGETARY COMPARISON SCHEDULE - DETAIL OF EXPENDITURES (CONTINUED)
GENERAL FUND - CITY OF LAFAYETTE
For the Year Ended October 31, 2006

	Original Budget	Final Budget	Actual	Variance With Final Budget Positive (Negative)
Office of Finance and Management (continued):				
General Accounts -				
External				
appropriations	\$ 249,346	\$ 249,346	\$ 248,678	\$ 668
Duplication costs	125,000	133,500	134,414	(914)
Professional services	81,500	84,150	61,510	22,640
Accrued leave	800,000	1,750,000	1,621,553	128,447
Insurance and bonds	598,598	598,598	478,628	119,970
Uninsured losses	2,362	4,597	4,597	-
Unemployment costs	29,000	29,000	61,861	(32,861)
Dues and licenses	40,000	40,000	34,665	5,335
Utilities - street lighting	1,200,000	1,687,000	1,480,095	206,905
Group insurance - retirees	283,536	416,180	416,180	-
Debt service - police and fire pension	3,655,580	3,655,580	3,655,580	-
Other	18,000	18,000	2,128	15,872
	<u>\$ 7,082,922</u>	<u>\$ 8,665,951</u>	<u>\$ 8,199,889</u>	<u>\$ 466,062</u>
Total Office of Finance and Management	<u>\$ 9,581,914</u>	<u>\$ 11,166,171</u>	<u>\$ 10,438,785</u>	<u>\$ 727,386</u>
Administrative Services Department:				
Director's Office -				
Personnel costs	\$ 133,689	\$ 134,011	\$ 134,397	\$ (386)
Training	2,500	2,243	1,590	653
Materials and supplies	1,784	1,889	1,884	5
Telephone	1,800	2,150	2,086	64
Transportation	40	40	-	40
Travel and meetings	800	952	738	214
Printing and postage	560	560	36	524
Vehicle subsidy leases	6,500	6,500	6,023	477
Uninsured losses	286	504	504	-
Other	495	495	35	460
	<u>\$ 148,454</u>	<u>\$ 149,344</u>	<u>\$ 147,293</u>	<u>\$ 2,051</u>

(continued)

LAFAYETTE CITY-PARISH CONSOLIDATED GOVERNMENT
LAFAYETTE, LOUISIANA

BUDGETARY COMPARISON SCHEDULE - DETAIL OF EXPENDITURES (CONTINUED)
GENERAL FUND - CITY OF LAFAYETTE
For the Year Ended October 31, 2006

	Original Budget	Final Budget	Actual	Variance With Final Budget Positive (Negative)
Administrative Services				
Department (continued):				
Records Management -				
Personnel costs	\$ 64,807	\$ 62,307	\$ 61,482	\$ 825
Training	550	300	279	21
Materials and supplies	543	3,543	3,449	94
Telephone	900	900	802	98
Transportation	375	475	377	98
Travel and meetings	58	58	49	9
Printing and postage	225	75	11	64
Other	489	289	175	114
	<u>\$ 67,947</u>	<u>\$ 67,947</u>	<u>\$ 66,624</u>	<u>\$ 1,323</u>
Information Services -				
Personnel costs	\$ 1,565,183	\$ 1,549,902	\$ 1,517,510	\$ 32,392
Training	25,000	53,792	35,942	17,850
Materials and supplies	30,000	30,000	29,150	850
Telephone	116,000	115,000	108,548	6,452
Travel and meetings	2,000	2,000	1,267	733
Vehicle subsidy leases	7,000	7,000	6,554	446
Printing and postage	3,000	2,500	887	1,613
Professional services	354,000	354,000	343,266	10,734
Maintenance	70,000	60,717	60,717	-
Publications and recording	500	500	388	112
Other	3,208	4,187	3,845	342
	<u>\$ 2,175,891</u>	<u>\$ 2,179,598</u>	<u>\$ 2,108,074</u>	<u>\$ 71,524</u>
Administrative Operations -				
Human Resources:				
Personnel costs	\$ 361,110	\$ 371,829	\$ 368,814	\$ 3,015
Materials and supplies	7,040	8,740	7,297	1,443
Telephone	3,700	3,540	3,462	78
Printing and postage	2,600	5,241	4,771	470
Training	3,684	1,959	1,575	384
Maintenance	500	400	-	400
Other	1,216	16,468	14,672	1,796
	<u>\$ 379,850</u>	<u>\$ 408,177</u>	<u>\$ 400,591</u>	<u>\$ 7,586</u>

(continued)

LAFAYETTE CITY-PARISH CONSOLIDATED GOVERNMENT
LAFAYETTE, LOUISIANA

BUDGETARY COMPARISON SCHEDULE - DETAIL OF EXPENDITURES (CONTINUED)
GENERAL FUND - CITY OF LAFAYETTE
For the Year Ended October 31, 2006

	Original Budget	Final Budget	Actual	Variance With Final Budget Positive (Negative)
Administrative Services				
Department (continued):				
Administrative Operations				
(continued) -				
Communications:				
Personnel costs	\$ 158,686	\$ 158,186	\$ 154,611	\$ 3,575
Transportation	4,600	8,677	7,955	722
Materials and supplies	1,600	1,300	1,059	241
Telephone	3,500	3,100	2,619	481
Printing and postage	1,400	2,200	1,932	268
Maintenance	7,500	7,500	2,573	4,927
Professional services	800	-	-	-
Other	2,200	2,323	1,790	533
	<u>\$ 180,286</u>	<u>\$ 183,286</u>	<u>\$ 172,539</u>	<u>\$ 10,747</u>
Total Administrative Operations	<u>\$ 560,136</u>	<u>\$ 591,463</u>	<u>\$ 573,130</u>	<u>\$ 18,333</u>
Risk Management -				
Administration fees	<u>\$ 545,393</u>	<u>\$ 545,469</u>	<u>\$ 519,813</u>	<u>\$ 25,656</u>
Total Administrative Services Department	<u>\$ 3,497,821</u>	<u>\$ 3,533,821</u>	<u>\$ 3,414,934</u>	<u>\$ 118,887</u>
Police Department:				
Administration -				
Personnel costs	\$ 1,377,154	\$ 1,455,956	\$ 1,315,653	\$ 140,303
Training	5,000	5,000	4,794	206
Materials and supplies	21,536	37,824	22,492	15,332
Telephone	500	11,008	7,262	3,746
Municipal dues	14,758	15,028	3,466	11,562
Jailer services	100,000	100,040	100,038	2
Uninsured losses	743,074	916,824	916,824	-
Rent	3,000	3,000	3,000	-
Contractual services	98,550	105,016	100,970	4,046
Uniforms	6,500	2,000	1,990	10
Travel and meetings	1,000	1,000	291	709
External appropriations	-	167,486	167,486	-
Other	6,230	7,717	6,355	1,362
	<u>\$ 2,377,302</u>	<u>\$ 2,827,899</u>	<u>\$ 2,650,621</u>	<u>\$ 177,278</u>

(continued)

LAFAYETTE CITY-PARISH CONSOLIDATED GOVERNMENT
LAFAYETTE, LOUISIANA

BUDGETARY COMPARISON SCHEDULE - DETAIL OF EXPENDITURES (CONTINUED)
GENERAL FUND - CITY OF LAFAYETTE
For the Year Ended October 31, 2006

	Original Budget	Final Budget	Actual	Variance With Final Budget Positive (Negative)
Police Department (continued):				
Patrol -				
Personnel costs	\$ 9,689,606	\$ 9,782,397	\$ 9,284,639	\$ 497,758
Materials and supplies	16,932	17,932	16,436	1,496
Other	7,250	6,250	5,349	901
	<u>\$ 9,713,788</u>	<u>\$ 9,806,579</u>	<u>\$ 9,306,424</u>	<u>\$ 500,155</u>
Services -				
Personnel costs	\$ 2,017,522	\$ 2,031,567	\$ 1,921,593	\$ 109,974
Uniforms	109,500	138,500	128,456	10,044
Training	70,000	92,000	91,679	321
Transportation	1,102,500	1,463,853	1,432,585	31,268
Materials and supplies	134,300	122,651	120,432	2,219
Telephone and utilities	236,000	292,500	293,909	(1,409)
Travel and meetings	2,150	5,453	3,113	2,340
Printing and postage	19,500	18,500	17,792	708
Maintenance	62,000	68,278	60,559	7,719
Professional services	18,498	9,798	8,038	1,760
External appropriations	120,000	125,563	125,562	1
Other	39,500	47,200	33,296	13,904
	<u>\$ 3,931,470</u>	<u>\$ 4,415,863</u>	<u>\$ 4,237,014</u>	<u>\$ 178,849</u>
Criminal Investigation -				
Personnel costs	\$ 2,742,639	\$ 2,835,643	\$ 2,705,967	\$ 129,676
Materials and supplies	17,326	24,566	16,210	8,356
Undercover investigation	60,000	52,278	50,600	1,678
Coroner's fees	17,200	44,200	34,693	9,507
Contractual services	134,000	148,428	127,975	20,453
Vehicle subsidy leases	46,000	46,000	46,435	(435)
Other	4,381	2,600	2,428	172
	<u>\$ 3,021,546</u>	<u>\$ 3,153,715</u>	<u>\$ 2,984,308</u>	<u>\$ 169,407</u>
 Total Police Department	 <u>\$ 19,044,106</u>	 <u>\$ 20,204,056</u>	 <u>\$ 19,178,367</u>	 <u>\$1,025,689</u>

(continued)

LAFAYETTE CITY-PARISH CONSOLIDATED GOVERNMENT
LAFAYETTE, LOUISIANA

BUDGETARY COMPARISON SCHEDULE - DETAIL OF EXPENDITURES (CONTINUED)
GENERAL FUND - CITY OF LAFAYETTE
For the Year Ended October 31, 2006

	Original Budget	Final Budget	Actual	Variance With Final Budget Positive (Negative)
Fire Department:				
Administration -				
Personnel costs	\$ 167,868	\$ 167,868	\$ 167,931	\$ (63)
Transportation	-	6,447	6,447	-
Vehicle subsidy leases	9,000	7,675	7,475	200
Materials and supplies	3,000	3,744	3,574	170
Travel and meetings	2,500	2,200	2,192	8
Printing and postage	1,800	1,550	1,414	136
Uninsured losses	397,391	445,864	445,864	-
Other	1,300	900	720	180
	<u>\$ 582,859</u>	<u>\$ 636,248</u>	<u>\$ 635,617</u>	<u>\$ 631</u>
Emergency Operations -				
Personnel costs	\$ 10,252,548	\$ 10,096,686	\$ 9,940,072	\$ 156,614
Transportation	308,000	436,578	410,870	25,708
Uniforms	55,000	43,000	42,485	515
Materials and supplies	43,282	42,582	42,099	483
Maintenance	21,500	35,900	33,642	2,258
Utilities	133,000	154,200	147,664	6,536
Professional services	29,240	26,740	20,903	5,837
Other	2,000	2,800	2,597	203
	<u>\$ 10,844,570</u>	<u>\$ 10,838,486</u>	<u>\$ 10,640,332</u>	<u>\$ 198,154</u>
Technical Operations -				
Personnel costs	\$ 1,487,341	\$ 1,508,759	\$ 1,484,621	\$ 24,138
Training	30,000	25,375	21,236	4,139
Transportation	36,000	51,450	48,993	2,457
Materials and supplies	18,090	17,415	12,364	5,051
Maintenance	5,700	10,400	8,672	1,728
Telephone and utilities	70,000	70,600	76,240	(5,640)
Printing and postage	4,000	4,100	3,115	985
Tourist/customer relations	4,400	5,550	5,176	374
Professional services	2,100	2,300	2,237	63
Other	2,710	2,810	1,883	927
	<u>\$ 1,660,341</u>	<u>\$ 1,698,759</u>	<u>\$ 1,664,537</u>	<u>\$ 34,222</u>
Total Fire Department	<u>\$ 13,087,770</u>	<u>\$ 13,173,493</u>	<u>\$ 12,940,486</u>	<u>\$ 233,007</u>

(continued)

LAFAYETTE CITY-PARISH CONSOLIDATED GOVERNMENT
LAFAYETTE, LOUISIANA

BUDGETARY COMPARISON SCHEDULE - DETAIL OF EXPENDITURES (CONTINUED)
GENERAL FUND - CITY OF LAFAYETTE
For the Year Ended October 31, 2006

	Original Budget	Final Budget	Actual	Variance With Final Budget Positive (Negative)
Department of Public Works:				
Director's Office -				
Personnel costs	\$ 157,113	\$ 158,029	\$ 157,736	\$ 293
Vehicle subsidy leases	7,000	7,000	6,383	617
Transportation	2,000	689	-	689
Materials and supplies	900	1,200	842	358
Telephone and utilities	33,725	53,525	50,328	3,197
Travel and meetings	1,100	1,100	656	444
Municipal dues	1,316	1,316	1,141	175
Printing and postage	700	700	188	512
Training	2,800	3,000	2,803	197
Uninsured losses	746,919	595,538	595,538	-
Other	225	225	-	225
	<u>\$ 953,798</u>	<u>\$ 822,322</u>	<u>\$ 815,615</u>	<u>\$ 6,707</u>
Operations -				
Administration:				
Personnel costs	\$ 623,114	\$ 622,114	\$ 533,061	\$ 89,053
Transportation	15,000	18,150	16,604	1,546
Materials and supplies	7,695	7,695	6,543	1,152
Travel and meetings	2,000	2,000	942	1,058
Telephone	42,000	40,550	41,554	(1,004)
Printing and postage	4,100	4,100	3,768	332
Maintenance	5,126	5,156	2,892	2,264
Professional services	6,000	6,000	5,036	964
Training	2,300	2,300	2,047	253
Awards	965	935	670	265
Other	2,755	3,755	1,534	2,221
	<u>\$ 711,055</u>	<u>\$ 712,755</u>	<u>\$ 614,651</u>	<u>\$ 98,104</u>

(continued)

LAFAYETTE CITY-PARISH CONSOLIDATED GOVERNMENT
LAFAYETTE, LOUISIANA

BUDGETARY COMPARISON SCHEDULE - DETAIL OF EXPENDITURES (CONTINUED)
GENERAL FUND - CITY OF LAFAYETTE
For the Year Ended October 31, 2006

	Original Budget	Final Budget	Actual	Variance With Final Budget Positive (Negative)
Department of Public Works				
(continued):				
Operations (continued) -				
Drainage:				
Personnel costs	\$ 2,754,349	\$ 2,454,110	\$ 2,237,963	\$ 216,147
Transportation	545,000	707,500	711,052	(3,552)
Materials and supplies	21,800	24,300	18,463	5,837
Equipment rental	52,000	52,000	36,077	15,923
Uniforms	11,000	11,000	8,267	2,733
Utilities	11,500	11,500	37,179	(25,679)
Printing and postage	2,000	2,000	321	1,679
Training	4,000	4,000	1,514	2,486
Maintenance	13,000	12,000	8,055	3,945
Professional services	405,000	430,000	387,540	42,460
Awards	700	700	91	609
Other	5,500	6,500	3,573	2,927
	<u>\$ 3,825,849</u>	<u>\$ 3,715,610</u>	<u>\$ 3,450,095</u>	<u>\$ 265,515</u>
Engineering:				
Personnel costs	\$ 239,004	\$ 239,004	\$ 188,504	\$ 50,500
Uniforms	375	375	287	88
Transportation	6,500	6,500	3,663	2,837
Materials and supplies	2,529	2,284	1,857	427
Printing and postage	110	150	72	78
Maintenance	6,000	5,900	4,451	1,449
Other	751	1,056	764	292
	<u>\$ 255,269</u>	<u>\$ 255,269</u>	<u>\$ 199,598</u>	<u>\$ 55,671</u>

(continued)

LAFAYETTE CITY-PARISH CONSOLIDATED GOVERNMENT
LAFAYETTE, LOUISIANA

BUDGETARY COMPARISON SCHEDULE - DETAIL OF EXPENDITURES (CONTINUED)
GENERAL FUND - CITY OF LAFAYETTE
For the Year Ended October 31, 2006

	Original Budget	Final Budget	Actual	Variance With Final Budget Positive (Negative)
Department of Public Works (continued):				
Streets/Bridges:				
Personnel costs	\$ 2,042,292	\$ 2,042,345	\$ 1,807,290	\$ 235,055
Uniforms	7,400	10,400	7,845	2,555
Transportation	500,000	650,000	629,433	20,567
Materials and supplies	84,800	74,796	62,176	12,620
Maintenance	32,000	28,100	25,240	2,860
Professional services	220,000	225,000	169,653	55,347
Training	4,000	4,000	3,234	766
External appropriations	67,500	63,500	62,594	906
Utilities	11,000	11,000	11,359	(359)
Rent	2,500	7,000	7,000	-
Other	9,646	9,550	7,195	2,355
	<u>\$ 2,981,138</u>	<u>\$ 3,125,691</u>	<u>\$ 2,793,019</u>	<u>\$ 332,672</u>
Total Operations	<u>\$ 7,773,311</u>	<u>\$ 7,809,325</u>	<u>\$ 7,057,363</u>	<u>\$ 751,962</u>
Facility Maintenance -				
Personnel costs	\$ 495,262	\$ 483,442	\$ 474,863	\$ 8,579
Materials and supplies	161,051	162,855	155,063	7,792
Telephone and utilities	396,440	600,600	551,688	48,912
Maintenance	215,811	246,201	218,111	28,090
Transportation	14,268	33,500	30,853	2,647
Professional services	59,080	66,895	65,591	1,304
Uniforms	2,150	2,372	2,335	37
Printing and postage	446	996	829	167
Other	4,638	15,272	6,484	8,788
	<u>\$ 1,349,146</u>	<u>\$ 1,612,133</u>	<u>\$ 1,505,817</u>	<u>\$ 106,316</u>
Total Department of Public Works	<u>\$ 10,076,255</u>	<u>\$ 10,243,780</u>	<u>\$ 9,378,795</u>	<u>\$ 864,985</u>

(continued)

LAFAYETTE CITY-PARISH CONSOLIDATED GOVERNMENT
LAFAYETTE, LOUISIANA

BUDGETARY COMPARISON SCHEDULE - DETAIL OF EXPENDITURES (CONTINUED)
GENERAL FUND - CITY OF LAFAYETTE
For the Year Ended October 31, 2006

	Original Budget	Final Budget	Actual	Variance With Final Budget Positive (Negative)
Traffic and Transportation				
Department:				
Personnel costs	\$ 1,656,082	\$ 1,581,471	\$ 1,547,262	\$ 34,209
Training	10,195	9,304	9,233	71
Transportation	53,500	89,421	90,032	(611)
Materials and supplies	22,608	15,152	14,323	829
Telephone and utilities	143,205	161,765	158,275	3,490
Printing and postage	6,215	2,724	2,124	600
Uniforms	3,000	2,322	2,286	36
Maintenance	5,794	4,394	4,170	224
Professional services	5,200	4,994	3,544	1,450
Uninsured losses	67,015	48,068	48,068	-
Vehicle subsidy leases	7,000	7,700	7,630	70
Travel and meetings	3,605	3,364	2,283	1,081
Other	4,452	2,865	2,856	9
Total Traffic and Transportation Department	<u>\$ 1,987,871</u>	<u>\$ 1,933,544</u>	<u>\$ 1,892,086</u>	<u>\$ 41,458</u>
Community Development				
Department:				
Administration -				
Personnel costs	\$ 202,020	\$ 202,671	\$ 202,660	\$ 11
Materials and supplies	654	654	211	443
Telephone	2,600	2,540	2,587	(47)
Vehicle subsidy leases	6,500	6,560	6,023	537
Equipment maintenance	26	26	-	26
Uninsured losses	50,026	23,887	23,887	-
Professional services	137,334	137,334	135,237	2,097
Other	2,450	2,500	1,014	1,486
	<u>\$ 401,610</u>	<u>\$ 376,172</u>	<u>\$ 371,619</u>	<u>\$ 4,553</u>

(continued)

LAFAYETTE CITY-PARISH CONSOLIDATED GOVERNMENT
LAFAYETTE, LOUISIANA

BUDGETARY COMPARISON SCHEDULE - DETAIL OF EXPENDITURES (CONTINUED)
GENERAL FUND - CITY OF LAFAYETTE
For the Year Ended October 31, 2006

	Original Budget	Final Budget	Actual	Variance With Final Budget Positive (Negative)
Community Development				
Department (continued):				
Senior Center -				
Personnel costs	\$ 248,218	\$ 248,258	\$ 245,307	\$ 2,951
Transportation	6,000	6,000	5,793	207
Materials and supplies	7,550	10,885	9,645	1,240
Telephone and utilities	26,300	29,300	27,828	1,472
Printing and postage	6,400	5,800	5,722	78
Maintenance	5,500	2,900	2,366	534
Contractual services	44,722	44,722	44,076	646
Tourist/customer relations	7,000	8,000	7,689	311
Other	2,490	365	199	166
	<u>\$ 354,180</u>	<u>\$ 356,230</u>	<u>\$ 348,625</u>	<u>\$ 7,605</u>
Acadiana Recovery Center -				
Contractual services	\$ 96,223	\$ 96,223	\$ 96,222	\$ 1
Government and Business Relations Planning -				
Personnel costs	\$ 35,700	\$ 35,732	\$ 35,484	\$ 248
Materials and supplies	200	300	246	54
Printing and postage	2,050	2,100	1,819	281
Other	2,800	2,650	380	2,270
	<u>\$ 40,750</u>	<u>\$ 40,782</u>	<u>\$ 37,929</u>	<u>\$ 2,853</u>
WIA Program Administration -				
Contractual services	\$ 5,034	\$ 5,034	\$ 5,034	\$ -0-
Central Parks -				
Personnel costs	\$ 23,217	\$ 22,217	\$ 14,987	\$ 7,230
Transportation	600	600	210	390
Materials and supplies	6,800	5,960	4,972	988
Utilities	18,000	18,000	17,836	164
Professional services	36,000	36,500	29,197	7,303
Maintenance	700	1,540	1,518	22
Other	250	750	-	750
	<u>\$ 85,567</u>	<u>\$ 85,567</u>	<u>\$ 68,720</u>	<u>\$ 16,847</u>
Total Community Development Department	<u>\$ 983,364</u>	<u>\$ 960,008</u>	<u>\$ 928,149</u>	<u>\$ 31,859</u>

(continued)

LAFAYETTE CITY-PARISH CONSOLIDATED GOVERNMENT
LAFAYETTE, LOUISIANA

BUDGETARY COMPARISON SCHEDULE - DETAIL OF EXPENDITURES (CONTINUED)
GENERAL FUND - CITY OF LAFAYETTE
For the Year Ended October 31, 2006

	Original Budget	Final Budget	Actual	Variance With Final Budget Positive (Negative)
Planning, Zoning, and Codes				
Department:				
Planning and Zoning -				
Personnel costs	\$ 609,451	\$ 609,451	\$ 593,807	\$ 15,644
Transportation	7,000	7,700	7,586	114
Materials and supplies	9,050	14,150	13,598	552
Telephone	12,000	12,000	11,968	32
Printing and postage	17,500	13,600	12,060	1,540
Travel and meetings	6,000	4,900	4,679	221
Uninsured losses	33,539	61	61	-
Vehicle subsidy leases	6,000	6,000	6,023	(23)
Professional services	3,500	900	842	58
Publication and recordation	20,000	23,100	22,398	702
Dues and licenses	2,200	2,100	2,005	95
Maintenance	2,500	350	282	68
Other	7,250	8,200	8,258	(58)
Total Planning, Zoning and Codes Department	<u>\$ 735,990</u>	<u>\$ 702,512</u>	<u>\$ 683,567</u>	<u>\$ 18,945</u>
Municipal Civil Service:				
Personnel costs	\$ 345,862	\$ 346,512	\$ 346,265	\$ 247
Materials and supplies	3,340	2,905	2,164	741
Telephone	3,500	3,500	3,052	448
Printing and postage	4,150	4,350	3,756	594
Publications and recordation	18,700	20,500	19,609	891
Professional services	850	198	198	-
Legal fees	21,000	20,000	9,869	10,131
Training	5,000	5,000	4,160	840
Vehicle subsidy leases	6,000	6,000	6,023	(23)
Other	2,840	2,940	2,438	502
Total Municipal Civil Service	<u>\$ 411,242</u>	<u>\$ 411,905</u>	<u>\$ 397,534</u>	<u>\$ 14,371</u>
Total expenditures	<u>\$ 65,764,100</u>	<u>\$ 69,143,525</u>	<u>\$ 65,325,125</u>	<u>\$3,818,400</u>

LAFAYETTE CITY-PARISH CONSOLIDATED GOVERNMENT
LAFAYETTE, LOUISIANA

BUDGETARY COMPARISON SCHEDULE
GENERAL FUND - LAFAYETTE PARISH
For the Year Ended October 31, 2006

	Original Budget	Final Budget	Actual	Variance With Final Budget Positive (Negative)
Revenues:				
Taxes -				
Ad valorem	\$ 1,887,600	\$ 2,013,342	\$ 2,022,289	\$ 8,947
Sales and use	5,182,600	5,500,000	6,538,824	1,038,824
Other	795,246	920,844	949,776	28,932
Licenses and permits	264,500	311,045	309,704	(1,341)
Intergovernmental -				
State funds:				
Grants	-	17,007	17,007	-
State shared revenue	882,900	882,900	884,146	1,246
Other	691,222	1,238,717	359,942	(878,775)
Charges for services	528,852	666,520	748,178	81,658
Fines and forfeits	31,100	31,100	43,800	12,700
Investment earnings	87,900	162,900	135,643	(27,257)
Miscellaneous	230,000	245,000	116,153	(128,847)
Total revenues	<u>\$ 10,581,920</u>	<u>\$ 11,989,375</u>	<u>\$ 12,125,462</u>	<u>\$ 136,087</u>
Expenditures:				
Current -				
General government	\$ 3,165,053	\$ 4,023,469	\$ 2,664,934	\$1,358,535
Public safety	729,309	799,412	792,943	6,469
Traffic and transportation	10,000	13,254	9,417	3,837
Streets and drainage	-	138,403	-	138,403
Culture and recreation	98,000	184,644	107,058	77,586
Health and welfare	16,082	16,082	14,893	1,189
Economic development and assistance	19,051	19,051	19,050	1
Conservation of natural resources	81,900	86,150	81,593	4,557
Total expenditures	<u>\$ 4,119,395</u>	<u>\$ 5,280,465</u>	<u>\$ 3,689,888</u>	<u>\$1,590,577</u>
Excess (deficiency) of revenues over expenditures	<u>\$ 6,462,525</u>	<u>\$ 6,708,910</u>	<u>\$ 8,435,574</u>	<u>\$1,726,664</u>

(continued)

LAFAYETTE CITY-PARISH CONSOLIDATED GOVERNMENT
LAFAYETTE, LOUISIANA

BUDGETARY COMPARISON SCHEDULE (CONTINUED)
GENERAL FUND - LAFAYETTE PARISH
For the Year Ended October 31, 2006

	Original Budget	Final Budget	Actual	Variance With Final Budget Positive (Negative)
Other financing sources (uses):				
Transfers in	\$ 600	\$ 45,029	\$ 12,609	\$ (32,420)
Transfers out	(4,944,781)	(5,444,485)	(5,106,553)	337,932
Transfers to component units	(1,460,921)	(1,460,921)	(1,240,880)	220,041
Sale of capital assets	-	-	8,265	8,265
Total other financing sources (uses)	<u>\$ (6,405,102)</u>	<u>\$ (6,860,377)</u>	<u>\$ (6,326,559)</u>	<u>\$ 533,818</u>
Net change in fund balance	\$ 57,423	\$ (151,467)	\$ 2,109,015	\$2,260,482
Fund balance, beginning	<u>5,180,000</u>	<u>4,640,271</u>	<u>4,397,954</u>	<u>(242,317)</u>
Fund balance, ending	<u>\$ 5,237,423</u>	<u>\$ 4,488,804</u>	<u>\$ 6,506,969</u>	<u>\$2,018,165</u>

LAFAYETTE CITY-PARISH CONSOLIDATED GOVERNMENT
LAFAYETTE, LOUISIANA

BUDGETARY COMPARISON SCHEDULE - DETAIL OF EXPENDITURES
GENERAL FUND - LAFAYETTE PARISH
For the Year Ended October 31, 2006

	<u>Original Budget</u>	<u>Final Budget</u>	<u>Actual</u>	<u>Variance With Final Budget Positive (Negative)</u>
Office of Finance and Management:				
General Accounts -				
Current:				
General government -				
Dues and				
subscriptions	\$ 16,100	\$ 16,100	\$ 15,522	\$ 578
Publication and				
recordation	77,100	76,930	29,370	47,560
Printing and binding	5,000	5,000	1,682	3,318
Charges for				
collection	139,609	227,141	146,447	80,694
External				
appropriations	85,700	85,700	85,700	-
Group insurance	27,924	40,987	40,987	-
Achievement awards	400	400	-	400
Accrued leave	85,000	210,000	148,445	61,555
Assessor's office	6,738	617,202	78,366	538,836
Other	10,400	10,400	1,695	8,705
Public safety -				
National Guard	6,000	6,000	6,000	-
Civil Defense	71,000	71,000	71,000	-
Contractual				
services - sheriff	42,000	42,000	38,865	3,135
Health and welfare -				
Parish service				
officer	16,082	16,082	14,893	1,189
Economic development				
and assistance -				
EEDD - Economic				
Development	<u>19,051</u>	<u>19,051</u>	<u>19,050</u>	<u>1</u>
Total Office of				
Finance and				
Management	<u>\$ 608,104</u>	<u>\$ 1,443,993</u>	<u>\$ 698,022</u>	<u>\$ 745,971</u>

(continued)

LAFAYETTE CITY-PARISH CONSOLIDATED GOVERNMENT
LAFAYETTE, LOUISIANA

BUDGETARY COMPARISON SCHEDULE - DETAIL OF EXPENDITURES (CONTINUED)
GENERAL FUND - LAFAYETTE PARISH
For the Year Ended October 31, 2006

	Original Budget	Final Budget	Actual	Variance With Final Budget Positive (Negative)
Elected Officials:				
District Courts -				
Judges:				
General government -				
Personnel costs	\$ 668,955	\$ 681,001	\$ 682,132	\$ (1,131)
Contractual services	271,262	270,434	187,723	82,711
Repairs and maintenance	583	583	-	583
Insurance	9,079	9,725	9,725	-
Other	1,502	1,684	1,140	544
	<u>\$ 951,381</u>	<u>\$ 963,427</u>	<u>\$ 880,720</u>	<u>\$ 82,707</u>
Misdemeanor Probation Program:				
General government -				
Personnel costs	\$ 173,209	\$ 173,209	\$ 2,911	\$ 170,298
Family Court:				
General government -				
Personnel costs	\$ 341,566	\$ 341,566	\$ 6,141	\$ 335,425
Total District Courts	<u>\$ 1,466,156</u>	<u>\$ 1,478,202</u>	<u>\$ 889,772</u>	<u>\$ 588,430</u>
District Attorney -				
General government:				
Personnel costs	\$ 810,086	\$ 810,086	\$ 799,779	\$ 10,307
Travel	25,000	24,416	23,794	622
Vehicle subsidy leases	7,881	7,481	7,476	5
Insurance	12,000	13,694	13,694	-
Other	10	-	-	-
	<u>\$ 854,977</u>	<u>\$ 855,677</u>	<u>\$ 844,743</u>	<u>\$ 10,934</u>
Justices of the Peace and Constables -				
General government:				
Personnel costs	\$ 117,201	\$ 117,201	\$ 118,805	\$ (1,604)
Training	7,737	7,737	5,406	2,331
Supplies and materials	763	763	754	9
	<u>\$ 125,701</u>	<u>\$ 125,701</u>	<u>\$ 124,965</u>	<u>\$ 736</u>

(continued)

LAFAYETTE CITY-PARISH CONSOLIDATED GOVERNMENT
LAFAYETTE, LOUISIANA

BUDGETARY COMPARISON SCHEDULE - DETAIL OF EXPENDITURES (CONTINUED)
GENERAL FUND - LAFAYETTE PARISH
For the Year Ended October 31, 2006

	Original Budget	Final Budget	Actual	Variance With Final Budget Positive (Negative)
Elected Officials (continued):				
Registrar of Voters -				
General government:				
Personnel costs	\$ 104,192	\$ 105,543	\$ 99,473	\$ 6,070
Telephone	4,000	11,500	6,574	4,926
Vehicle subsidy leases	5,340	5,340	5,360	(20)
Supplies and materials	3,300	7,161	6,111	1,050
Other	15,620	11,693	9,939	1,754
	<u>\$ 132,452</u>	<u>\$ 141,237</u>	<u>\$ 127,457</u>	<u>\$ 13,780</u>
Total Elected Officials	<u>\$ 2,579,286</u>	<u>\$ 2,600,817</u>	<u>\$ 1,986,937</u>	<u>\$ 613,880</u>
Parishwide Fire Protection:				
Public safety -				
Transportation	\$ 5,000	\$ 10,000	\$ 6,665	\$ 3,335
2% fire insurance rebate:				
Milton	19,929	23,952	23,952	-
Judice	22,177	26,402	26,402	-
Carencro	40,619	49,605	49,605	-
Duson	8,885	9,679	9,679	-
Scott	46,775	57,516	57,516	-
Broussard	27,372	35,646	35,646	-
Youngsville	27,127	35,255	35,256	(1)
External appropriations:				
Milton	35,000	35,000	35,000	-
Judice	42,875	42,275	42,275	-
Carencro	39,400	35,000	35,000	-
Duson	35,000	35,000	35,000	-
Scott	44,150	52,075	52,075	-
Broussard	35,000	35,000	35,000	-
Youngsville	35,000	35,000	35,000	-
Tower rental	6,000	6,000	6,000	-
Volunteer fire-fighting assistance	140,000	140,000	140,000	-
Firefighter equipment	-	17,007	17,007	-
Total Parishwide Fire Protection	<u>\$ 610,309</u>	<u>\$ 680,412</u>	<u>\$ 677,078</u>	<u>\$ 3,334</u>

(continued)

LAFAYETTE CITY-PARISH CONSOLIDATED GOVERNMENT
LAFAYETTE, LOUISIANA

BUDGETARY COMPARISON SCHEDULE - DETAIL OF EXPENDITURES (CONTINUED)
GENERAL FUND - LAFAYETTE PARISH
For the Year Ended October 31, 2006

	Original Budget	Final Budget	Actual	Variance With Final Budget Positive (Negative)
Department of Public Works:				
Capital improvements - Streets and drainage	\$ -0-	\$ 138,403	\$ -0-	\$ 138,403
Traffic and Transportation Department:				
Parking - Traffic and transportation	\$ 10,000	\$ 13,254	\$ 9,417	\$ 3,837
Parks and Recreation Department:				
Operations and Maintenance - Culture and recreation:				
Equipment purchases	\$ 26,000	\$ 24,634	\$ 24,633	\$ 1
Repairs and maintenance	27,000	51,447	39,307	12,140
Supplies	25,000	23,568	18,302	5,266
Shell/limestone/ gravel	7,000	6,882	6,704	178
Field lighting projects	13,000	78,113	18,112	60,001
Total Parks and Recreation Department	\$ 98,000	\$ 184,644	\$ 107,058	\$ 77,586

(continued)

LAFAYETTE CITY-PARISH CONSOLIDATED GOVERNMENT
LAFAYETTE, LOUISIANA

BUDGETARY COMPARISON SCHEDULE - DETAIL OF EXPENDITURES (CONTINUED)
GENERAL FUND - LAFAYETTE PARISH
For the Year Ended October 31, 2006

	Original Budget	Final Budget	Actual	Variance With Final Budget Positive (Negative)
Community Development				
Department:				
Federal Programs				
Administration -				
General government:				
Personnel costs	\$ 42,034	\$ 43,030	\$ 42,132	\$ 898
Telephone and utilities	350	250	257	(7)
Contractual services	50	50	-	50
External appropriations	87,124	87,124	86,707	417
Other	2,238	2,338	687	1,651
Total Community Development Department	<u>\$ 131,796</u>	<u>\$ 132,792</u>	<u>\$ 129,783</u>	<u>\$ 3,009</u>
Others:				
County Agent -				
Conservation of natural resources:				
Transportation	\$ 3,000	\$ 5,000	\$ 4,472	\$ 528
Telephone	8,000	11,750	10,746	1,004
Repairs and maintenance	700	200	108	92
Materials and supplies	3,600	3,400	1,269	2,131
Uniforms	2,000	1,640	1,610	30
Office expense	3,200	1,400	1,077	323
Contractual services	60,000	61,000	60,839	161
Other	1,400	1,760	1,472	288
Total Others	<u>\$ 81,900</u>	<u>\$ 86,150</u>	<u>\$ 81,593</u>	<u>\$ 4,557</u>
Total expenditures	<u>\$ 4,119,395</u>	<u>\$ 5,280,465</u>	<u>\$ 3,689,888</u>	<u>\$ 1,590,577</u>

This page intentionally left blank.

LAFAYETTE CITY-PARISH CONSOLIDATED GOVERNMENT
LAFAYETTE, LOUISIANA

COMBINING BALANCE SHEET
NONMAJOR GOVERNMENTAL FUNDS
October 31, 2006

	Federal Narcotics Seized/ Forfeited Property	State Narcotics Seized/ Forfeited Property	Section 8 Housing	Urban Infill Home Program
ASSETS				
Cash	\$ 8,871	\$ 984	\$ 7,917	\$ 12,953
Investments	-	25,202	-	331,662
Accrued interest receivable	-	209	-	2,743
Assessments receivable - delinquent	-	-	-	-
Loans receivable	-	-	-	-
Allowance for doubtful accounts	-	-	-	-
Inventories, at cost	-	-	-	-
Accounts receivable, net	-	-	-	-
Due from other funds	-	-	-	257,121
Due from component units	-	-	-	-
Due from other governmental agencies	-	-	-	-
Prepaid items	-	-	-	-
	<u>\$ 8,871</u>	<u>\$ 26,395</u>	<u>\$ 7,917</u>	<u>\$ 604,479</u>
LIABILITIES AND FUND BALANCES				
Liabilities:				
Cash overdraft	\$ -	\$ -	\$ -	\$ -
Accounts payable	-	-	-	4,349
Accrued salaries and benefits	-	-	-	-
Retainage payable	-	-	-	-
Other payables	-	-	-	-
Due to other funds	-	-	-	-
Due to other governmental agencies	-	-	8,863	-
Deferred revenue	-	-	-	-
Total liabilities	<u>\$ -0-</u>	<u>\$ -0-</u>	<u>\$ 8,863</u>	<u>\$ 4,349</u>
Fund balances:				
Reserved for -				
Encumbrances	\$ -	\$ -	\$ -	\$ -
Construction	-	-	-	-
Debt service	-	-	-	-
Prepaid items	-	-	-	-
Housing	-	-	-	600,130
Noncurrent receivable	-	-	-	-
Designated for -				
Subsequent year's expenditures	-	-	-	-
Capital expenditures	-	-	-	-
Unreserved, undesignated	8,871	26,395	(946)	-
Total fund balances	<u>\$ 8,871</u>	<u>\$ 26,395</u>	<u>\$ (946)</u>	<u>\$ 600,130</u>
Total liabilities and fund balances	<u>\$ 8,871</u>	<u>\$ 26,395</u>	<u>\$ 7,917</u>	<u>\$ 604,479</u>

Special Revenue					
F.H.W.A. Planning Grant No.	F.H.W.A. Planning Grant No.	F.T.A. Planning Grant No.	F.T.A. Planning Grant No.	Emergency Shelter Grant	Drug-Free Schools Grant
736-28-0040	736-28-0045	741-28-0001	741-28-0002		
\$ -	\$ -	\$ -	\$ -	\$ -	\$ -
-	-	-	-	-	-
-	-	-	-	-	-
-	-	-	-	-	-
-	-	-	-	-	-
-	-	-	-	-	-
-	-	-	-	-	-
392	10,904	446	1,198	-	-
-	-	-	-	-	-
11,903	88,151	4,099	5,710	21,414	18,711
-	1,500	-	-	-	-
<u>\$ 12,295</u>	<u>\$ 100,555</u>	<u>\$ 4,545</u>	<u>\$ 6,908</u>	<u>\$ 21,414</u>	<u>\$ 18,711</u>
					C
					O
					N
\$ 12,295	\$ 92,447	\$ 4,545	\$ 4,477	\$ 13,988	\$ -
-	715	-	-	7,426	-
-	7,393	-	1,316	-	-
-	-	-	-	-	-
-	-	-	-	-	-
-	-	-	1,115	-	18,711
-	-	-	-	-	-
-	-	-	-	-	-
<u>\$ 12,295</u>	<u>\$ 100,555</u>	<u>\$ 4,545</u>	<u>\$ 6,908</u>	<u>\$ 21,414</u>	<u>\$ 18,711</u>
					E
					D
\$ -	\$ -	\$ -	\$ -	\$ -	\$ -
-	-	-	-	-	-
-	-	-	-	-	-
-	-	-	-	-	-
-	-	-	-	-	-
-	-	-	-	-	-
-	-	-	-	-	-
-	-	-	-	-	-
-	-	-	-	-	-
<u>\$ -0-</u>	<u>\$ -0-</u>	<u>\$ -0-</u>	<u>\$ -0-</u>	<u>\$ -0-</u>	<u>\$ -0-</u>
<u>\$ 12,295</u>	<u>\$ 100,555</u>	<u>\$ 4,545</u>	<u>\$ 6,908</u>	<u>\$ 21,414</u>	<u>\$ 18,711</u>

LAFAYETTE CITY-PARISH CONSOLIDATED GOVERNMENT
LAFAYETTE, LOUISIANA

COMBINING BALANCE SHEET (CONTINUED)
NONMAJOR GOVERNMENTAL FUNDS
October 31, 2006

	Justice Dept. Federal Equitable Sharing	F.H.W.A. Planning Grant No. 700-28-0208	Parking Program	Health Unit Maintenance
ASSETS				
Cash	\$ 1,086	\$ -	\$ 10,056	\$ 49,399
Investments	-	-	249,799	1,264,888
Accrued interest receivable	-	-	2,066	10,461
Assessments receivable - delinquent	-	-	-	-
Loans receivable	-	-	-	-
Allowance for doubtful accounts	-	-	-	-
Inventories, at cost	-	-	-	-
Accounts receivable, net	-	-	514	-
Due from other funds	-	29,954	-	-
Due from component units	-	-	-	-
Due from other governmental agencies	-	486	-	-
Prepaid items	-	-	-	-
	<u>\$ 1,086</u>	<u>\$ 30,440</u>	<u>\$262,435</u>	<u>\$ 1,324,748</u>
LIABILITIES AND FUND BALANCES				
Liabilities:				
Cash overdraft	\$ -	\$ 30,440	\$ -	\$ -
Accounts payable	-	-	26,923	19,319
Accrued salaries and benefits	-	-	5,544	365
Retainage payable	-	-	-	-
Other payables	-	-	7,875	1,557
Due to other funds	-	-	221,893	-
Due to other governmental agencies	-	-	-	-
Deferred revenue	-	-	-	-
Total liabilities	<u>\$ -0-</u>	<u>\$ 30,440</u>	<u>\$262,235</u>	<u>\$ 21,241</u>
Fund balances:				
Reserved for -				
Encumbrances	\$ -	\$ -	\$ -	\$ -
Construction	-	-	-	-
Debt service	-	-	-	-
Prepaid items	-	-	-	-
Housing	-	-	-	-
Noncurrent receivable	-	-	-	-
Designated for -				
Subsequent year's expenditures	-	-	-	-
Capital expenditures	-	-	-	60,000
Unreserved, undesignated	1,086	-	200	1,243,507
Total fund balances	<u>\$ 1,086</u>	<u>\$ -0-</u>	<u>\$ 200</u>	<u>\$ 1,303,507</u>
Total liabilities and fund balances	<u>\$ 1,086</u>	<u>\$ 30,440</u>	<u>\$262,435</u>	<u>\$ 1,324,748</u>

Special Revenue					
	DHH -				
Juvenile Detention Home Maintenance	Acadiana Recovery Center Inpatient	Metrocode	Urban Development Action Grant	Acadiana Recovery Center Non-Grant	ARC - U.S. Probation Outpatient Grant
\$ 8,592	\$ -	\$ 51,371	\$ 39	\$ 8,367	\$ 13,161
211,547	-	1,309,241	-	214,240	-
1,749	-	10,828	3,638	1,772	-
-	-	-	-	-	-
-	-	-	207,885	-	-
-	-	-	-	-	-
-	-	-	-	-	-
-	-	33,765	-	2,379	-
-	-	-	-	16,748	-
-	-	-	-	-	-
49,220	53,295	-	-	5,091	14,737
-	-	-	-	-	-
<u>\$ 271,108</u>	<u>\$ 53,295</u>	<u>\$1,405,205</u>	<u>\$ 211,562</u>	<u>\$ 248,597</u>	<u>\$ 27,898</u>
					C
					O
					N
\$ -	\$ 14,007	\$ -	\$ -	\$ -	\$ 3,878
9,597	6,150	22,459	-	3,039	649
19,612	8,672	23,897	-	-	1,536
-	-	-	-	-	-
1,813	-	-	-	-	-
-	-	-	-	-	16,748
-	-	-	-	-	-
-	-	-	-	-	-
<u>\$ 31,022</u>	<u>\$ 28,829</u>	<u>\$ 46,356</u>	<u>\$ -0-</u>	<u>\$ 3,039</u>	<u>\$ 22,811</u>
					E
					D
\$ -	\$ -	\$ -	\$ -	\$ -	\$ -
-	-	-	-	-	-
-	-	-	-	-	-
-	-	-	-	-	-
-	-	-	-	-	-
-	-	-	175,929	-	-
-	-	-	-	-	-
27,436	-	-	-	-	-
212,650	24,466	1,358,849	35,633	245,558	5,087
<u>\$ 240,086</u>	<u>\$ 24,466</u>	<u>\$1,358,849</u>	<u>\$ 211,562</u>	<u>\$ 245,558</u>	<u>\$ 5,087</u>
<u>\$ 271,108</u>	<u>\$ 53,295</u>	<u>\$1,405,205</u>	<u>\$ 211,562</u>	<u>\$ 248,597</u>	<u>\$ 27,898</u>

LAFAYETTE CITY-PARISH CONSOLIDATED GOVERNMENT
LAFAYETTE, LOUISIANA

COMBINING BALANCE SHEET (CONTINUED)
NONMAJOR GOVERNMENTAL FUNDS
October 31, 2006

ASSETS	Natural History Museum and Planetarium	Golf Courses	Road and Bridge Maintenance	Parishwide Drainage Maintenance
Cash	\$ 71,227	\$ -	\$ 115,557	\$ 121,707
Investments	-	-	2,958,874	3,116,370
Accrued interest receivable	-	-	24,470	25,773
Assessments receivable - delinquent	-	-	-	-
Loans receivable	-	-	-	-
Allowance for doubtful accounts	-	-	-	-
Inventories, at cost	-	-	-	-
Accounts receivable, net	-	3,956	-	-
Due from other funds	134,364	383,188	-	-
Due from component units	-	-	2,850	-
Due from other governmental agencies	-	-	232,126	-
Prepaid items	-	-	-	-
Total assets	<u>\$ 205,591</u>	<u>\$ 387,144</u>	<u>\$ 3,333,877</u>	<u>\$ 3,263,850</u>
LIABILITIES AND FUND BALANCES				
Liabilities:				
Cash overdraft	\$ -	\$ 303,002	\$ -	\$ -
Accounts payable	42,731	60,617	61,513	343,176
Accrued salaries and benefits	12,760	21,774	492	-
Retainage payable	-	-	68,756	-
Other payables	-	1,751	6,465	4,414
Due to other funds	-	-	7,500	-
Due to other governmental agencies	-	-	-	-
Deferred revenue	150,000	-	-	-
Total liabilities	<u>\$ 205,491</u>	<u>\$ 387,144</u>	<u>\$ 144,726</u>	<u>\$ 347,590</u>
Fund balances:				
Reserved for -				
Encumbrances	\$ -	\$ -	\$ 951,253	\$ 53,811
Construction	-	-	-	-
Debt service	-	-	-	-
Prepaid items	-	-	-	-
Housing	-	-	-	-
Noncurrent receivable	-	-	-	-
Designated for -				
Subsequent year's expenditures	-	-	1,063,006	1,052,556
Capital expenditures	-	-	539,671	522,034
Unreserved, undesignated	100	-	635,221	1,287,859
Total fund balances	<u>\$ 100</u>	<u>\$ -0-</u>	<u>\$ 3,189,151</u>	<u>\$ 2,916,260</u>
Total liabilities and fund balances	<u>\$ 205,591</u>	<u>\$ 387,144</u>	<u>\$ 3,333,877</u>	<u>\$ 3,263,850</u>

Special Revenue					
Lafayette Parish Public Library	Courthouse and Jail Maintenance	Local Workforce Investment Act Grant	Mosquito Abatement and Control	Coroner's Expense	Adult Correctional Facility Maintenance
\$ 339,871	\$ 12,960	\$ 300	\$ 57,267	\$ 1,491	\$ -
8,697,420	331,831	-	1,466,334	-	-
71,929	2,744	-	12,127	-	-
-	-	-	-	-	-
-	-	-	-	-	-
-	-	-	-	-	-
43,886	-	-	-	129,470	-
-	-	-	-	-	297,086
-	-	-	-	8,741	-
-	-	273,075	-	2,688	7,149
15,622	-	-	-	-	-
<u>\$9,168,728</u>	<u>\$ 347,535</u>	<u>\$ 273,375</u>	<u>\$ 1,535,728</u>	<u>\$ 142,390</u>	<u>\$ 304,235</u>
\$ -	\$ -	\$ 156,052	\$ -	\$ -	\$ -
100,606	69,501	95,672	83,902	62,574	301,048
49,304	-	21,059	-	7,931	-
-	-	-	-	-	-
6,997	3,627	-	-	45,400	3,187
-	260,304	592	-	26,485	-
-	-	-	-	-	-
47,360	-	-	-	-	-
<u>\$ 204,267</u>	<u>\$ 333,432</u>	<u>\$ 273,375</u>	<u>\$ 83,902</u>	<u>\$ 142,390</u>	<u>\$ 304,235</u>
\$ 94,313	\$ 11,097	\$ -	\$ -	\$ -	\$ -
3,388,000	-	-	-	-	-
-	-	-	-	-	-
15,622	-	-	-	-	-
-	-	-	-	-	-
-	-	-	-	-	-
318,165	3,006	-	-	-	-
5,148,361	-	-	1,451,826	-	-
<u>\$8,964,461</u>	<u>\$ 14,103</u>	<u>\$ -0-</u>	<u>\$ 1,451,826</u>	<u>\$ -0-</u>	<u>\$ -0-</u>
<u>\$9,168,728</u>	<u>\$ 347,535</u>	<u>\$ 273,375</u>	<u>\$ 1,535,728</u>	<u>\$ 142,390</u>	<u>\$ 304,235</u>

LAFAYETTE CITY-PARISH CONSOLIDATED GOVERNMENT
LAFAYETTE, LOUISIANA

COMBINING BALANCE SHEET (CONTINUED)
NONMAJOR GOVERNMENTAL FUNDS
October 31, 2006

ASSETS	Recreation and Parks	Municipal Transit System	Drug Court Program Grant	Criminal Justice Support Services
Cash	\$ 411	\$ 50	\$ -	\$ 1,417
Investments	-	-	-	36,283
Accrued interest receivable	-	-	-	300
Assessments receivable - delinquent	-	-	-	-
Loans receivable	-	-	-	-
Allowance for doubtful accounts	-	-	-	-
Inventories, at cost	-	-	-	-
Accounts receivable, net	14,880	-	-	-
Due from other funds	146,925	1,224,845	-	18,711
Due from component units	-	-	-	-
Due from other governmental agencies	15,600	175,558	77,962	-
Prepaid items	-	-	-	-
	<u> </u>	<u> </u>	<u> </u>	<u> </u>
Total assets	<u>\$ 177,816</u>	<u>\$1,400,453</u>	<u>\$ 77,962</u>	<u>\$ 56,711</u>
LIABILITIES AND FUND BALANCES				
Liabilities:				
Cash overdraft	\$ -	\$1,281,280	\$ 28,296	\$ -
Accounts payable	115,219	92,468	5,909	1,867
Accrued salaries and benefits	58,871	26,685	7,791	2,666
Retainage payable	-	-	-	-
Other payables	3,256	-	-	-
Due to other funds	276	-	242	52,178
Due to other governmental agencies	-	-	-	-
Deferred revenue	14	-	10,410	-
	<u> </u>	<u> </u>	<u> </u>	<u> </u>
Total liabilities	<u>\$ 177,636</u>	<u>\$1,400,433</u>	<u>\$ 52,648</u>	<u>\$ 56,711</u>
Fund balances:				
Reserved for -				
Encumbrances	\$ -	\$ -	\$ -	\$ -
Construction	-	-	-	-
Debt service	-	-	-	-
Prepaid items	-	-	-	-
Housing	-	-	-	-
Noncurrent receivable	-	-	-	-
Designated for -				
Subsequent year's expenditures	-	-	-	-
Capital expenditures	-	-	-	-
Unreserved, undesignated	180	20	25,314	-
	<u> </u>	<u> </u>	<u> </u>	<u> </u>
Total fund balances	<u>\$ 180</u>	<u>\$ 20</u>	<u>\$ 25,314</u>	<u>\$ -0-</u>
Total liabilities and fund balances	<u>\$ 177,816</u>	<u>\$1,400,453</u>	<u>\$ 77,962</u>	<u>\$ 56,711</u>

Special Revenue					
Community Development Block Grant	Housing Rehabilitation Program Grant	Neighborhood Housing Services Loan Program	CD - First Time Homebuyer	LPTFA - First Time Homebuyer	War Memorial
\$ -	\$ 112,479	\$ 18,377	\$ 17,123	\$ 14,238	\$ 1,653
-	-	470,553	438,441	364,579	41,031
-	-	3,891	3,626	3,015	339
-	-	-	-	-	-
-	-	301,309	1,944,600	1,655,480	-
-	-	(25,354)	-	(227,821)	-
49,245	-	-	-	-	-
-	-	-	-	907	18,520
-	-	-	-	-	-
-	-	-	-	-	-
371,529	179,223	-	-	-	-
-	-	-	-	-	-
<u>\$ 420,774</u>	<u>\$ 291,702</u>	<u>\$ 768,776</u>	<u>\$ 2,403,790</u>	<u>\$ 1,810,398</u>	<u>\$ 61,543</u>
					C
					O
					N
\$ 381,054	\$ -	\$ -	\$ -	\$ -	\$ -
19,393	4,980	-	-	-	13,371
20,327	1,802	-	-	-	1,742
-	-	-	-	-	-
-	-	-	-	-	-
-	257,121	-	-	-	46,430
-	-	-	-	-	-
-	27,799	-	-	-	-
<u>\$ 420,774</u>	<u>\$ 291,702</u>	<u>\$ -0-</u>	<u>\$ -0-</u>	<u>\$ -0-</u>	<u>\$ 61,543</u>
					E
					D
\$ -	\$ -	\$ -	\$ -	\$ -	\$ -
-	-	-	-	-	-
-	-	-	-	-	-
-	-	-	-	-	-
-	-	768,776	2,403,790	1,810,398	-
-	-	-	-	-	-
-	-	-	-	-	-
-	-	-	-	-	-
-	-	-	-	-	-
<u>\$ -0-</u>	<u>\$ -0-</u>	<u>\$ 768,776</u>	<u>\$ 2,403,790</u>	<u>\$ 1,810,398</u>	<u>\$ -0-</u>
<u>\$ 420,774</u>	<u>\$ 291,702</u>	<u>\$ 768,776</u>	<u>\$ 2,403,790</u>	<u>\$ 1,810,398</u>	<u>\$ 61,543</u>

LAFAYETTE CITY-PARISH CONSOLIDATED GOVERNMENT
LAFAYETTE, LOUISIANA

COMBINING BALANCE SHEET (CONTINUED)
NONMAJOR GOVERNMENTAL FUNDS
October 31, 2006

ASSETS	Special Revenue			
	Hurricane Katrina	Hurricane Rita	LCLE	
			Project Safe Neighborhoods Grant	Trans-MPO Safe Community Grant
Cash	\$ 101,880	\$ -	\$ -	\$ -
Investments	2,608,678	-	-	-
Accrued interest receivable	21,574	-	-	-
Assessments receivable - delinquent	-	-	-	-
Loans receivable	-	-	-	-
Allowance for doubtful accounts	-	-	-	-
Inventories, at cost	-	-	-	-
Accounts receivable, net	-	620	-	-
Due from other funds	-	20,414	-	-
Due from component units	-	-	-	-
Due from other governmental agencies	-	373,682	-	29,929
Prepaid items	-	-	-	-
	<u>\$ 2,732,132</u>	<u>\$ 394,716</u>	<u>\$ -0-</u>	<u>\$ 29,929</u>
LIABILITIES AND FUND BALANCES				
Liabilities:				
Cash overdraft	\$ -	\$ 81,041	\$ -	\$ 26,049
Accounts payable	-	20,474	-	3,880
Accrued salaries and benefits	-	-	-	-
Retainage payable	-	-	-	-
Other payables	-	-	-	-
Due to other funds	20,414	-	-	-
Due to other governmental agencies	2,711,718	-	-	-
Deferred revenue	-	-	-	-
Total liabilities	<u>\$ 2,732,132</u>	<u>\$ 101,515</u>	<u>\$ -0-</u>	<u>\$ 29,929</u>
Fund balances:				
Reserved for -				
Encumbrances	\$ -	\$ -	\$ -	\$ -
Construction	-	-	-	-
Debt service	-	-	-	-
Prepaid items	-	-	-	-
Housing	-	-	-	-
Noncurrent receivable	-	-	-	-
Designated for -				
Subsequent year's expenditures	-	-	-	-
Capital expenditures	-	-	-	-
Unreserved, undesignated	-	293,201	-	-
Total fund balances	<u>\$ -0-</u>	<u>\$ 293,201</u>	<u>\$ -0-</u>	<u>\$ -0-</u>
Total liabilities and fund balances	<u>\$ 2,732,132</u>	<u>\$ 394,716</u>	<u>\$ -0-</u>	<u>\$ 29,929</u>

		Debt Service				
Heymann Performing Arts Center	Federal Home Loan Bank	1961 Sales Tax Bonds		1986 Sales Tax Bonds		
		Sinking Fund	Reserve Fund	Sinking Fund	Reserve Fund	
		\$ 152,112	\$ -	\$ 273,490	\$ 68,487	\$3,519,214
-	-	7,376,212	16,043,863	3,447,150	14,173,004	
-	-	-	209,343	-	148,539	
-	-	-	-	-	-	
-	-	-	-	-	-	
-	-	-	-	-	-	
58,373	-	-	-	-	-	
-	-	145,472	-	128,626	457	
-	-	-	-	-	-	
-	-	-	-	-	-	
-	-	-	-	-	-	C
<u>\$ 210,485</u>	<u>\$ -0-</u>	<u>\$7,795,174</u>	<u>\$16,321,693</u>	<u>\$7,094,990</u>	<u>\$14,394,491</u>	O
						N
\$ -	\$ -	\$ -	\$ -	\$ -	\$ -	T
29,156	-	-	-	-	-	
14,147	-	-	-	-	-	I
-	-	-	-	-	-	
10,287	-	-	-	-	-	N
73,383	-	213,603	211,942	190,497	142,527	
1,302	-	-	-	-	-	U
79,130	-	-	-	-	-	
<u>\$ 207,405</u>	<u>\$ -0-</u>	<u>\$ 213,603</u>	<u>\$ 211,942</u>	<u>\$ 190,497</u>	<u>\$ 142,527</u>	E
						D
\$ -	\$ -	\$ -	\$ -	\$ -	\$ -	
-	-	-	-	-	-	
-	-	7,581,571	16,109,751	6,904,493	14,251,964	
-	-	-	-	-	-	
-	-	-	-	-	-	
-	-	-	-	-	-	
-	-	-	-	-	-	
-	-	-	-	-	-	
3,080	-	-	-	-	-	
<u>\$ 3,080</u>	<u>\$ -0-</u>	<u>\$7,581,571</u>	<u>\$16,109,751</u>	<u>\$6,904,493</u>	<u>\$14,251,964</u>	
<u>\$ 210,485</u>	<u>\$ -0-</u>	<u>\$7,795,174</u>	<u>\$16,321,693</u>	<u>\$7,094,990</u>	<u>\$14,394,491</u>	

LAFAYETTE CITY-PARISH CONSOLIDATED GOVERNMENT
LAFAYETTE, LOUISIANA

COMBINING BALANCE SHEET (CONTINUED)
NONMAJOR GOVERNMENTAL FUNDS
October 31, 2006

ASSETS	Debt Service			
	Assessment Bonds		Contingencies	GOB Jail
	Paving	Sewer	Sinking Fund	Refunding Bonds
Cash	\$ 13,581	\$285,623	\$ 29,605	\$ -
Investments	347,759	-	758,055	-
Accrued interest receivable	2,876	-	6,269	-
Assessments receivable - delinquent	-	1,115	-	-
Loans receivable	-	-	-	-
Allowance for doubtful accounts	-	-	-	-
Inventories, at cost	-	-	-	-
Accounts receivable, net	-	-	-	-
Due from other funds	-	-	-	-
Due from component units	-	-	-	-
Due from other governmental agencies	-	-	-	-
Prepaid items	-	-	-	-
	<u>\$364,216</u>	<u>\$286,738</u>	<u>\$ 793,929</u>	<u>\$ -0-</u>
LIABILITIES AND FUND BALANCES				
Liabilities:				
Cash overdraft	\$ -	\$ -	\$ -	\$ -
Accounts payable	-	-	-	-
Accrued salaries and benefits	-	-	-	-
Retainage payable	-	-	-	-
Other payables	-	-	5,934	-
Due to other funds	-	12,082	-	-
Due to other governmental agencies	-	-	-	-
Deferred revenue	-	-	-	-
	<u>\$ -0-</u>	<u>\$ 12,082</u>	<u>\$ 5,934</u>	<u>\$ -0-</u>
Fund balances:				
Reserved for -				
Encumbrances	\$ -	\$ -	\$ -	\$ -
Construction	-	-	-	-
Debt service	-	-	787,995	-
Prepaid items	-	-	-	-
Housing	-	-	-	-
Noncurrent receivable	-	-	-	-
Designated for -				
Subsequent year's expenditures	-	-	-	-
Capital expenditures	-	-	-	-
Unreserved, undesignated	364,216	274,656	-	-
	<u>\$364,216</u>	<u>\$274,656</u>	<u>\$ 787,995</u>	<u>\$ -0-</u>
Total fund balances				
Total liabilities and				
fund balances	<u>\$364,216</u>	<u>\$286,738</u>	<u>\$ 793,929</u>	<u>\$ -0-</u>

		Capital Projects						
Certificates of Indebtedness, Series 1998 Sinking Fund	Certificates of Indebtedness, Series 1999 Sinking Fund	1990 Sales Tax	1993 Sales Tax	1997A Sales Tax	1997B Sales Tax	1998 Sales Tax		
\$ -	\$ 3,629	\$ -	\$ -	\$ 16,660	\$ 48,534	\$ 49,298		
-	92,931	-	-	426,575	1,242,735	1,262,300		
-	769	-	-	3,528	10,278	10,439		
-	-	-	-	-	-	-		
-	-	-	-	-	-	-		
-	-	-	-	-	-	-		
-	-	-	-	-	-	-		
-	-	-	-	-	-	-		
-	-	-	188,936	-	-	-		
-	-	-	-	-	-	-	C	
<u>\$ -0-</u>	<u>\$ 97,329</u>	<u>\$ -0-</u>	<u>\$ 188,936</u>	<u>\$ 446,763</u>	<u>\$ 1,301,547</u>	<u>\$ 1,322,037</u>	O	
							N	
\$ -	\$ -	\$ -	\$ 333,568	\$ -	\$ -	\$ -	T	
-	-	-	245,725	-	1,360	8,809	I	
-	-	-	-	-	-	-	N	
-	-	-	-	-	-	1,947		
-	-	-	-	-	-	-		
-	-	-	-	1,702	4,874	4,952	U	
-	-	-	-	-	-	-		
-	-	-	-	-	-	-		
<u>\$ -0-</u>	<u>\$ -0-</u>	<u>\$ -0-</u>	<u>\$ 579,293</u>	<u>\$ 1,702</u>	<u>\$ 6,234</u>	<u>\$ 15,708</u>	E	
							D	
\$ -	\$ -	\$ -	\$ -	\$ 136,672	\$ 208,280	\$ 347,034		
-	-	-	-	-	-	-		
-	-	-	-	-	-	-		
-	-	-	-	-	-	-		
-	-	-	-	-	-	-		
-	-	-	-	-	-	-		
-	-	-	-	-	-	-		
-	-	-	-	-	-	-		
-	97,329	-	-	231,761	1,087,033	901,159		
-	-	-	(390,357)	76,628	-	58,136		
<u>\$ -0-</u>	<u>\$ 97,329</u>	<u>\$ -0-</u>	<u>\$ (390,357)</u>	<u>\$ 445,061</u>	<u>\$ 1,295,313</u>	<u>\$ 1,306,329</u>		
<u>\$ -0-</u>	<u>\$ 97,329</u>	<u>\$ -0-</u>	<u>\$ 188,936</u>	<u>\$ 446,763</u>	<u>\$ 1,301,547</u>	<u>\$ 1,322,037</u>		

LAFAYETTE CITY-PARISH CONSOLIDATED GOVERNMENT
LAFAYETTE, LOUISIANA

COMBINING BALANCE SHEET (CONTINUED)
NONMAJOR GOVERNMENTAL FUNDS
October 31, 2006

	1999A	1999B	2000A	2000B
	Sales	Sales	Sales	Sales
ASSETS	Tax	Tax	Tax	Tax
Cash	\$ 15,440	\$ 124,374	\$ 61,593	\$ 71,591
Investments	395,344	3,184,651	1,577,108	1,833,112
Accrued interest receivable	3,269	26,338	13,043	15,160
Assessments receivable - delinquent	-	-	-	-
Loans receivable	-	-	-	-
Allowance for doubtful accounts	-	-	-	-
Inventories, at cost	-	-	-	-
Accounts receivable, net	-	-	-	-
Due from other funds	-	-	-	-
Due from component units	-	-	-	-
Due from other governmental agencies	-	-	-	-
Prepaid items	-	-	-	-
	<u>\$414,053</u>	<u>\$3,335,363</u>	<u>\$1,651,744</u>	<u>\$1,919,863</u>
LIABILITIES AND FUND BALANCES				
Liabilities:				
Cash overdraft	\$ -	\$ -	\$ -	\$ -
Accounts payable	-	6,025	42,215	17,805
Accrued salaries and benefits	-	-	-	-
Retainage payable	156,073	164,112	9,637	7,398
Other payables	-	-	-	-
Due to other funds	1,547	12,457	6,190	7,195
Due to other governmental agencies	-	-	-	-
Deferred revenue	-	-	-	-
Total liabilities	<u>\$157,620</u>	<u>\$ 182,594</u>	<u>\$ 58,042</u>	<u>\$ 32,398</u>
Fund balances:				
Reserved for -				
Encumbrances	\$154,720	\$ 749,162	\$ 432,302	\$ 136,995
Construction	-	-	-	-
Debt service	-	-	-	-
Prepaid items	-	-	-	-
Housing	-	-	-	-
Noncurrent receivable	-	-	-	-
Designated for -				
Subsequent year's expenditures	-	-	-	-
Capital expenditures	77,285	2,227,570	1,111,435	1,714,890
Unreserved, undesignated	<u>24,428</u>	<u>176,037</u>	<u>49,965</u>	<u>35,580</u>
Total fund balances	<u>\$256,433</u>	<u>\$3,152,769</u>	<u>\$1,593,702</u>	<u>\$1,887,465</u>
Total liabilities and fund balances	<u>\$414,053</u>	<u>\$3,335,363</u>	<u>\$1,651,744</u>	<u>\$1,919,863</u>

Capital Projects						
2001A	2001B	2003A	2003B	2003C	2003D	2005B
Sales	Sales	Sales	Sales	Sales	Sales	Sales
Tax	Tax	Tax	Tax	Tax	Tax	Tax
\$ 269,975	\$ 250,425	\$ 175,316	\$ 327,757	\$ 59,895	\$ 415,726	\$ 707,830
6,912,811	6,412,244	4,489,054	8,392,362	1,533,635	10,644,849	18,124,292
57,170	53,030	37,125	69,406	12,683	88,034	149,890
-	-	-	-	-	-	-
-	-	-	-	-	-	-
-	-	-	-	-	-	-
-	-	111,820	-	-	-	-
-	-	-	-	-	-	-
-	-	-	-	-	-	-
-	-	-	-	-	-	-
-	-	-	-	-	-	-
<u>\$7,239,956</u>	<u>\$6,715,699</u>	<u>\$4,813,315</u>	<u>\$8,789,525</u>	<u>\$1,606,213</u>	<u>\$11,148,609</u>	<u>\$18,982,012</u>
\$ -	\$ -	\$ -	\$ -	\$ -	\$ -	\$ -
236,455	20,233	3,072	1,409,942	5,933	510,000	719,168
-	-	-	-	-	-	-
43,360	6,861	364,619	61,961	-	118,124	279,155
-	-	-	-	-	-	-
27,080	26,306	17,563	32,883	7,118	42,709	72,728
-	-	-	-	-	-	-
-	-	-	-	-	-	-
<u>\$ 306,895</u>	<u>\$ 53,400</u>	<u>\$ 385,254</u>	<u>\$1,504,786</u>	<u>\$ 13,051</u>	<u>\$ 670,833</u>	<u>\$ 1,071,051</u>
\$6,225,164	\$1,090,321	\$3,117,510	\$2,881,199	\$1,173,659	\$3,368,164	\$11,053,123
-	-	-	-	-	-	-
-	-	-	-	-	-	-
-	-	-	-	-	-	-
-	-	-	-	-	-	-
-	-	-	-	-	-	-
642,705	5,557,022	1,033,642	4,268,552	326,262	7,109,612	6,153,368
65,192	14,956	276,909	134,988	93,241	-	704,470
<u>\$6,933,061</u>	<u>\$6,662,299</u>	<u>\$4,428,061</u>	<u>\$7,284,739</u>	<u>\$1,593,162</u>	<u>\$10,477,776</u>	<u>\$17,910,961</u>
<u>\$7,239,956</u>	<u>\$6,715,699</u>	<u>\$4,813,315</u>	<u>\$8,789,525</u>	<u>\$1,606,213</u>	<u>\$11,148,609</u>	<u>\$18,982,012</u>

LAFAYETTE CITY-PARISH CONSOLIDATED GOVERNMENT
LAFAYETTE, LOUISIANA

COMBINING BALANCE SHEET (CONTINUED)
NONMAJOR GOVERNMENTAL FUNDS
October 31, 2006

ASSETS	Capital Projects			
	2005C Sales Tax	2006 Sales Tax	1999 Certificates of Indebtedness	Parish Library General Obligation Bonds
Cash	\$ 77,561	\$ -	\$ 6,420	\$ 205,053
Investments	1,985,981	-	164,399	5,250,472
Accrued interest receivable	16,424	-	1,360	43,422
Assessments receivable - delinquent	-	-	-	-
Loans receivable	-	-	-	-
Allowance for doubtful accounts	-	-	-	-
Inventories, at cost	-	-	-	-
Accounts receivable, net	-	-	-	-
Due from other funds	-	-	-	-
Due from component units	-	-	-	-
Due from other governmental agencies	-	-	-	-
Prepaid items	-	-	-	-
Total assets	<u>\$2,079,966</u>	<u>\$ -0-</u>	<u>\$ 172,179</u>	<u>\$5,498,947</u>
LIABILITIES AND FUND BALANCES				
Liabilities:				
Cash overdraft	\$ -	\$ -	\$ -	\$ -
Accounts payable	-	90,000	-	199,593
Accrued salaries and benefits	-	-	-	-
Retainage payable	-	-	-	-
Other payables	-	-	-	-
Due to other funds	7,814	-	-	-
Due to other governmental agencies	-	-	-	-
Deferred revenue	-	-	-	-
Total liabilities	<u>\$ 7,814</u>	<u>\$ 90,000</u>	<u>\$ -0-</u>	<u>\$ 199,593</u>
Fund balances:				
Reserved for -				
Encumbrances	\$ 106,170	\$ -	\$ 64	\$ 540,504
Construction	-	-	-	-
Debt service	-	-	-	-
Prepaid items	-	-	-	-
Housing	-	-	-	-
Noncurrent receivable	-	-	-	-
Designated for -				
Subsequent year's expenditures	-	-	-	-
Capital expenditures	1,937,082	-	40,999	4,359,251
Unreserved, undesignated	28,900	(90,000)	131,116	399,599
Total fund balances	<u>\$2,072,152</u>	<u>\$ (90,000)</u>	<u>\$ 172,179</u>	<u>\$5,299,354</u>
Total liabilities and fund balances	<u>\$2,079,966</u>	<u>\$ -0-</u>	<u>\$ 172,179</u>	<u>\$5,498,947</u>

2001 Parish General Obligation Bonds	2003 Parish General Obligation Bonds	2005 Parish General Obligation Bonds	Total
\$ 201,839	\$ 318,547	\$ 549,466	\$ 9,532,336
5,168,160	8,156,532	14,069,311	167,601,874
42,741	67,455	116,355	1,408,200
-	-	-	1,115
-	-	-	4,109,274
-	-	-	(253,175)
-	-	-	49,245
-	-	-	419,090
-	-	-	2,816,851
-	-	-	11,591
119,158	-	-	2,319,432
-	-	-	17,122
<u>\$5,531,898</u>	<u>\$8,542,534</u>	<u>\$14,735,132</u>	<u>\$188,032,955</u>
\$ -	\$ -	\$ -	\$ 2,766,419
169,800	103,764	1,234	5,419,816
-	-	-	315,686
8,163	24,424	46,103	1,360,693
-	-	-	102,563
-	-	-	2,047,161
-	-	-	2,721,883
-	-	-	314,713
<u>\$ 177,963</u>	<u>\$ 128,188</u>	<u>\$ 47,337</u>	<u>\$ 15,048,934</u>
\$ 940,270	\$1,109,149	\$ 1,642,323	\$ 36,523,259
-	-	-	3,388,000
-	-	-	45,635,774
-	-	-	15,622
-	-	-	5,583,094
-	-	-	175,929
-	-	-	2,115,562
4,413,665	6,916,979	12,365,323	63,945,907
-	388,218	680,149	15,600,874
<u>\$5,353,935</u>	<u>\$8,414,346</u>	<u>\$14,687,795</u>	<u>\$172,984,021</u>
<u>\$5,531,898</u>	<u>\$8,542,534</u>	<u>\$14,735,132</u>	<u>\$188,032,955</u>

LAFAYETTE CITY-PARISH CONSOLIDATED GOVERNMENT
LAFAYETTE, LOUISIANA

COMBINING STATEMENT OF REVENUES, EXPENDITURES, AND
CHANGES IN FUND BALANCES
NONMAJOR GOVERNMENTAL FUNDS
For the Year Ended October 31, 2006

	Federal Narcotics Forfeited Property	State Narcotics Seized/ Forfeited Property	Section 8 Housing	Urban Infill Home Program
Revenues:				
Taxes -				
Ad valorem	\$ -	\$ -	\$ -	\$ -
Licenses and permits	-	-	-	-
Intergovernmental -				
Federal grants	-	-	-	-
State funds:				
Grants	-	-	-	-
Parish transportation funds	-	-	-	-
State shared revenue	-	-	-	-
Other	-	23,386	-	-
Charges for services	-	-	-	-
Fines and forfeits	-	-	-	-
Investment earnings	584	283	(9)	8,657
Miscellaneous	-	-	-	189,153
Total revenues	\$ 584	\$ 23,669	\$ (9)	\$197,810
Expenditures:				
Current -				
General government	\$ -	\$ -	\$ -	\$ -
Public safety	-	-	-	-
Traffic and transportation	-	-	-	-
Streets and drainage	-	-	-	-
Urban redevelopment and housing	-	-	-	163,896
Culture and recreation	-	-	-	-
Health and welfare	-	-	-	-
Economic opportunity	-	-	-	-
Economic development and assistance	-	-	-	-
Debt service -				
Principal retirement	-	-	-	-
Interest and fiscal charges	-	-	-	-
Transfer to paying agent	-	-	-	-
Capital outlay	-	1,881	-	-
Total expenditures	\$ -0-	\$ 1,881	\$ -0-	\$163,896
Excess (deficiency) of revenues over expenditures	\$ 584	\$ 21,788	\$ (9)	\$ 33,914
Other financing sources (uses):				
Transfers in	\$ -	\$ -	\$ -	\$496,647
Transfers out	-	-	-	-
Transfers from component units	-	-	-	-
Transfers to component units	-	-	-	-
Bond proceeds	-	-	-	-
Transfer to paying agent	-	-	-	-
Total other financing sources (uses)	\$ -0-	\$ -0-	\$ -0-	\$496,647
Net change in fund balances	\$ 584	\$ 21,788	\$ (9)	\$530,561
Fund balances, beginning	8,287	4,607	(937)	69,569
Fund balances, ending	\$ 8,871	\$ 26,395	\$ (946)	\$600,130

Special Revenue					
F.H.W.A. Planning Grant No. 736-28-0040	F.H.W.A. Planning Grant No. 736-28-0045	F.T.A. Planning Grant No. 741-28-0001	F.T.A. Planning Grant No. 741-28-0002	Emergency Shelter Grant	Drug-Free Schools Grant
\$ -	\$ -	\$ -	\$ -	\$ -	\$ -
-	-	-	-	-	-
136,503	88,151	20,358	5,710	137,647	60,750
-	-	-	-	-	-
-	-	-	-	-	-
-	-	-	-	-	-
-	-	-	-	-	-
-	-	-	-	-	-
-	-	-	-	-	-
<u>\$ 136,503</u>	<u>\$ 88,151</u>	<u>\$ 20,358</u>	<u>\$ 5,710</u>	<u>\$ 137,647</u>	<u>\$ 60,750</u>
\$ 170,629	\$ 110,189	\$ 25,448	\$ 7,138	\$ -	\$ -
-	-	-	-	-	-
-	-	-	-	-	-
-	-	-	-	-	-
-	-	-	-	-	-
-	-	-	-	137,647	60,750
-	-	-	-	-	-
-	-	-	-	-	-
-	-	-	-	-	-
-	-	-	-	-	-
<u>\$ 170,629</u>	<u>\$ 110,189</u>	<u>\$ 25,448</u>	<u>\$ 7,138</u>	<u>\$ 137,647</u>	<u>\$ 60,750</u>
\$ (34,126)	\$ (22,038)	\$ (5,090)	\$ (1,428)	\$ -0-	\$ -0-
\$ 34,126	\$ 22,038	\$ 5,090	\$ 1,428	\$ -	\$ -
-	-	-	-	-	-
-	-	-	-	-	-
-	-	-	-	-	-
-	-	-	-	-	-
<u>\$ 34,126</u>	<u>\$ 22,038</u>	<u>\$ 5,090</u>	<u>\$ 1,428</u>	<u>\$ -0-</u>	<u>\$ -0-</u>
\$ -0-	\$ -0-	\$ -0-	\$ -0-	\$ -0-	\$ -0-
-	-	-	-	-	-
<u>\$ -0-</u>	<u>\$ -0-</u>	<u>\$ -0-</u>	<u>\$ -0-</u>	<u>\$ -0-</u>	<u>\$ -0-</u>

LAFAYETTE CITY-PARISH CONSOLIDATED GOVERNMENT
LAFAYETTE, LOUISIANA

COMBINING STATEMENT OF REVENUES, EXPENDITURES, AND
CHANGES IN FUND BALANCES (CONTINUED)
NONMAJOR GOVERNMENTAL FUNDS
For the Year Ended October 31, 2006

	Justice Dept. Federal Equitable Sharing	F.H.W.A. Planning Grant No. 700-28-0208	Parking Program	Health Unit Maintenance
Revenues:				
Taxes -				
Ad valorem	\$ -	\$ -	\$ -	\$ 984,914
Licenses and permits	-	-	-	-
Intergovernmental -				
Federal grants	-	535	-	-
State funds:				
Grants	-	-	-	-
Parish transportation funds	-	-	-	-
State shared revenue	-	-	-	53,261
Other	15,675	-	-	-
Charges for services	-	-	412,102	-
Fines and forfeits	-	-	235,678	-
Investment earnings	445	-	6,775	60,311
Miscellaneous	-	-	571	199
Total revenues	<u>\$ 16,120</u>	<u>\$ 535</u>	<u>\$ 655,126</u>	<u>\$ 1,098,685</u>
Expenditures:				
Current -				
General government	\$ -	\$ 669	\$ 433,233	\$ 63,734
Public safety	3,855	-	-	-
Traffic and transportation	-	-	-	-
Streets and drainage	-	-	-	-
Urban redevelopment and housing	-	-	-	-
Culture and recreation	-	-	-	-
Health and welfare	-	-	-	354,036
Economic opportunity	-	-	-	-
Economic development and assistance	-	-	-	-
Debt service -				
Principal retirement	-	-	-	-
Interest and fiscal charges	-	-	-	-
Transfer to paying agent	-	-	-	-
Capital outlay	30,001	-	-	-
Total expenditures	<u>\$ 33,856</u>	<u>\$ 669</u>	<u>\$ 433,233</u>	<u>\$ 417,770</u>
Excess (deficiency) of revenues over expenditures	<u>\$ (17,736)</u>	<u>\$ (134)</u>	<u>\$ 221,893</u>	<u>\$ 680,915</u>
Other financing sources (uses):				
Transfers in	\$ -	\$ 134	\$ -	\$ -
Transfers out	-	-	(221,893)	(412,986)
Transfers from component units	-	-	-	-
Transfers to component units	-	-	-	-
Bond proceeds	-	-	-	-
Transfer to paying agent	-	-	-	-
Total other financing sources (uses)	<u>\$ -0-</u>	<u>\$ 134</u>	<u>\$ (221,893)</u>	<u>\$ (412,986)</u>
Net change in fund balances	\$ (17,736)	\$ -0-	\$ -0-	\$ 267,929
Fund balances, beginning	18,822	-	200	1,035,578
Fund balances, ending	<u>\$ 1,086</u>	<u>\$ -0-</u>	<u>\$ 200</u>	<u>\$ 1,303,507</u>

Special Revenue					
Juvenile Detention Home Maintenance	DHH - Acadiana Recovery Center Inpatient	Metrocode	Urban Development Action Grant	Acadiana Recovery Center Non-Grant	ARC - U.S. Probation Outpatient Grant
\$ 1,124,037	\$ -	\$ -	\$ -	\$ -	\$ -
-	-	2,135,479	-	-	-
37,507	-	-	-	-	-
-	-	-	-	-	-
-	-	-	-	-	-
34,435	-	-	-	-	-
-	651,998	-	-	-	113,525
265,723	-	75,717	-	91,635	-
-	-	-	-	-	-
16,028	-	38,536	6,624	6,248	-
-	-	15,239	-	1,264	-
<u>\$ 1,477,730</u>	<u>\$ 651,998</u>	<u>\$2,264,971</u>	<u>\$ 6,624</u>	<u>\$ 99,147</u>	<u>\$ 113,525</u>
\$ 136,620	\$ 555,688	\$1,370,011	\$ -	\$ 56,224	\$ 80,539
1,057,022	-	-	-	-	-
-	-	-	-	-	-
-	-	-	-	-	-
-	-	-	-	-	-
-	-	-	-	-	-
-	-	-	-	-	-
-	-	-	-	-	-
-	-	-	-	-	-
-	-	-	-	-	-
-	-	-	-	-	-
44,002	-	50,374	-	-	-
<u>\$ 1,237,644</u>	<u>\$ 555,688</u>	<u>\$1,420,385</u>	<u>\$ -0-</u>	<u>\$ 56,224</u>	<u>\$ 80,539</u>
<u>\$ 240,086</u>	<u>\$ 96,310</u>	<u>\$ 844,586</u>	<u>\$ 6,624</u>	<u>\$ 42,923</u>	<u>\$ 32,986</u>
\$ -	\$ -	\$ -	\$ -	\$ 68,085	\$ -
-	(51,337)	(6,028)	-	-	(16,748)
-	-	-	-	-	-
-	-	-	(38,192)	-	-
-	-	-	-	-	-
-	-	-	-	-	-
<u>\$ -0-</u>	<u>\$ (51,337)</u>	<u>\$ (6,028)</u>	<u>\$ (38,192)</u>	<u>\$ 68,085</u>	<u>\$ (16,748)</u>
\$ 240,086	\$ 44,973	\$ 838,558	\$ (31,568)	\$ 111,008	\$ 16,238
-	(20,507)	520,291	243,130	134,550	(11,151)
<u>\$ 240,086</u>	<u>\$ 24,466</u>	<u>\$1,358,849</u>	<u>\$ 211,562</u>	<u>\$ 245,558</u>	<u>\$ 5,087</u>

LAFAYETTE CITY-PARISH CONSOLIDATED GOVERNMENT
LAFAYETTE, LOUISIANA

COMBINING STATEMENT OF REVENUES, EXPENDITURES, AND
CHANGES IN FUND BALANCES (CONTINUED)
NONMAJOR GOVERNMENTAL FUNDS
For the Year Ended October 31, 2006

	<u>Natural History Museum and Planetarium</u>	<u>Golf Courses</u>	<u>Road and Bridge Maintenance</u>	<u>Parishwide Drainage Maintenance</u>
Revenues:				
Taxes -				
Ad valorem	\$ -	\$ -	\$ 3,987,651	\$ 3,321,141
Licenses and permits	-	-	-	-
Intergovernmental -				
Federal grants	-	-	-	-
State funds:				
Grants	-	-	-	-
Parish transportation funds	-	-	1,404,213	-
State shared revenue	-	-	215,873	81,297
Other	-	-	-	-
Charges for services	56,833	1,611,634	-	-
Fines and forfeits	-	-	-	-
Investment earnings	(82)	-	167,987	174,698
Miscellaneous	101	14,944	6	134
Total revenues	<u>\$ 56,852</u>	<u>\$ 1,626,578</u>	<u>\$ 5,775,730</u>	<u>\$ 3,577,270</u>
Expenditures:				
Current -				
General government	\$ -	\$ 2,400	\$ 165,555	\$ 119,986
Public safety	-	-	-	-
Traffic and transportation	-	-	124,308	-
Streets and drainage	-	-	1,046,169	1,640,813
Urban redevelopment and housing	-	-	-	-
Culture and recreation	1,118,666	2,007,366	-	-
Health and welfare	-	-	-	-
Economic opportunity	-	-	-	-
Economic development and assistance	-	-	-	-
Debt service -				
Principal retirement	-	-	-	-
Interest and fiscal charges	-	-	-	-
Transfer to paying agent	-	-	-	-
Capital outlay	-	-	169,439	453,361
Total expenditures	<u>\$ 1,118,666</u>	<u>\$ 2,009,766</u>	<u>\$ 1,505,471</u>	<u>\$ 2,214,160</u>
Excess (deficiency) of revenues over expenditures	<u>\$ (1,061,814)</u>	<u>\$ (383,188)</u>	<u>\$ 4,270,259</u>	<u>\$ 1,363,110</u>
Other financing sources (uses):				
Transfers in	\$ 1,061,814	\$ 383,188	\$ -	\$ -
Transfers out	-	-	(3,794,665)	(1,020,280)
Transfers from component units	-	-	27,977	-
Transfers to component units	-	-	-	-
Bond proceeds	-	-	-	-
Transfer to paying agent	-	-	-	-
Total other financing sources (uses)	<u>\$ 1,061,814</u>	<u>\$ 383,188</u>	<u>\$ (3,766,688)</u>	<u>\$ (1,020,280)</u>
Net change in fund balances	\$ -0-	\$ -0-	\$ 503,571	\$ 342,830
Fund balances, beginning	100	-	2,685,580	2,573,430
Fund balances, ending	<u>\$ 100</u>	<u>\$ -0-</u>	<u>\$ 3,189,151</u>	<u>\$ 2,916,260</u>

Special Revenue					
Lafayette Parish Public Library	Courthouse and Jail Maintenance	Local Workforce Investment Act Grant	Mosquito Abatement and Control	Coroner's Expense	Adult Correctional Facility Maintenance
\$6,310,403	\$ 2,238,109	\$ -	\$ 1,490,371	\$ -	\$ 1,969,601
-	-	-	-	-	-
-	-	3,974,985	-	-	-
76,174	-	-	-	-	-
-	-	-	-	-	-
234,166	121,110	-	-	-	106,594
-	-	-	-	-	-
22,341	-	-	-	371,231	-
133,848	-	-	-	142,428	-
413,177	42,889	-	78,565	(2)	21,098
64,709	-	9,978	-	4,224	34,111
<u>\$7,254,818</u>	<u>\$ 2,402,108</u>	<u>\$3,984,963</u>	<u>\$ 1,568,936</u>	<u>\$ 517,881</u>	<u>\$ 2,131,404</u>
					C
					O
\$ 491,539	\$ 1,153,395	\$ -	\$ 96,211	\$ 42,675	\$ 724,922
-	-	-	-	755,572	2,477,845
-	-	-	-	-	-
-	-	-	-	-	-
-	-	-	-	-	-
3,887,649	-	-	-	-	-
-	-	-	1,036,584	-	-
-	-	3,984,963	-	-	-
-	-	-	-	-	-
-	-	-	-	-	-
-	-	-	-	-	-
-	-	-	-	-	-
33,604	-	-	20,022	1,999	73,169
<u>\$4,412,792</u>	<u>\$ 1,153,395</u>	<u>\$3,984,963</u>	<u>\$ 1,152,817</u>	<u>\$ 800,246</u>	<u>\$ 3,275,936</u>
\$2,842,026	\$ 1,248,713	\$ -0-	\$ 416,119	\$ (282,365)	\$ (1,144,532)
\$ -	\$ -	\$ -	\$ -	\$ 282,365	\$ 1,144,532
(279,261)	(1,279,453)	-	-	-	-
-	-	-	-	-	-
-	-	-	-	-	-
-	-	-	-	-	-
-	-	-	-	-	-
<u>\$ (279,261)</u>	<u>\$ (1,279,453)</u>	<u>\$ -0-</u>	<u>\$ -0-</u>	<u>\$ 282,365</u>	<u>\$ 1,144,532</u>
\$2,562,765	\$ (30,740)	\$ -0-	\$ 416,119	\$ -0-	\$ -0-
6,401,696	44,843	-	1,035,707	-	-
<u>\$8,964,461</u>	<u>\$ 14,103</u>	<u>\$ -0-</u>	<u>\$ 1,451,826</u>	<u>\$ -0-</u>	<u>\$ -0-</u>

LAFAYETTE CITY-PARISH CONSOLIDATED GOVERNMENT
LAFAYETTE, LOUISIANA

COMBINING STATEMENT OF REVENUES, EXPENDITURES, AND
CHANGES IN FUND BALANCES (CONTINUED)
NONMAJOR GOVERNMENTAL FUNDS
For the Year Ended October 31, 2006

	Recreation and Parks	Municipal Transit System	Drug Court Program Grant	Criminal Justice Support Services
Revenues:				
Taxes -				
Ad valorem	\$ 1,536,036	\$ -	\$ -	\$ -
Licenses and permits	-	-	-	-
Intergovernmental -				
Federal grants	-	1,418,969	91,473	-
State funds:				
Grants	9,531	-	347,156	-
Parish transportation funds	-	-	-	-
State shared revenue	-	151,528	-	-
Other	-	-	4,765	-
Charges for services	660,318	327,643	77,491	201,403
Fines and forfeits	-	-	-	-
Investment earnings	7,969	-	-	1,464
Miscellaneous	17,531	10,092	-	-
Total revenues	\$ 2,231,385	\$ 1,908,232	\$ 520,885	\$ 202,867
Expenditures:				
Current -				
General government	\$ -	\$ 199,324	\$ 480,102	\$ 150,689
Public safety	-	-	-	-
Traffic and transportation	-	3,127,877	-	-
Streets and drainage	-	-	-	-
Urban redevelopment and housing	-	-	-	-
Culture and recreation	5,067,448	-	-	-
Health and welfare	-	-	-	-
Economic opportunity	-	-	-	-
Economic development and assistance	-	-	-	-
Debt service -				
Principal retirement	-	-	-	-
Interest and fiscal charges	-	-	-	-
Transfer to paying agent	-	-	-	-
Capital outlay	15,820	-	-	-
Total expenditures	\$ 5,083,268	\$ 3,327,201	\$ 480,102	\$ 150,689
Excess (deficiency) of revenues over expenditures	\$ (2,851,883)	\$ (1,418,969)	\$ 40,783	\$ 52,178
Other financing sources (uses):				
Transfers in	\$ 2,851,883	\$ 1,418,969	\$ -	\$ -
Transfers out	-	-	-	(52,178)
Transfers from component units	-	-	-	-
Transfers to component units	-	-	-	-
Bond proceeds	-	-	-	-
Transfer to paying agent	-	-	-	-
Total other financing sources (uses)	\$ 2,851,883	\$ 1,418,969	\$ -0-	\$ (52,178)
Net change in fund balances	\$ -0-	\$ -0-	\$ 40,783	\$ -0-
Fund balances, beginning	180	20	(15,469)	-
Fund balances, ending	\$ 180	\$ 20	\$ 25,314	\$ -0-

Special Revenue					
Community Development Block Grant	Housing Rehabilitation Program Grant	Neighborhood Housing Services Loan Program	CD - First Time Homebuyer	LPTFA - First Time Homebuyer	War Memorial
\$ -	\$ -	\$ -	\$ -	\$ -	\$ -
-	-	-	-	-	-
1,477,957	1,087,837	-	-	-	-
-	-	-	-	-	-
-	-	-	-	-	-
-	-	-	-	-	-
-	-	-	-	-	-
-	2,044	30,022	75,729	76,213	27
-	533,347	-	-	-	152,996
<u>\$ 1,477,957</u>	<u>\$ 1,623,228</u>	<u>\$ 30,022</u>	<u>\$ 75,729</u>	<u>\$ 76,213</u>	<u>\$ 153,023</u>
\$ -	\$ -	\$ 7,650	\$ 2,632	\$ 52,201	\$ 292,700
-	-	-	-	-	-
-	-	-	-	-	-
886,526	1,126,581	-	-	-	-
-	-	-	-	-	-
-	-	-	-	-	-
335,080	-	-	-	-	-
256,351	-	-	-	-	-
-	-	-	-	-	-
-	-	-	-	-	-
-	-	-	-	-	-
<u>\$ 1,477,957</u>	<u>\$ 1,126,581</u>	<u>\$ 7,650</u>	<u>\$ 2,632</u>	<u>\$ 52,201</u>	<u>\$ 292,700</u>
<u>\$ -0-</u>	<u>\$ 496,647</u>	<u>\$ 22,372</u>	<u>\$ 73,097</u>	<u>\$ 24,012</u>	<u>\$ (139,677)</u>
\$ -	\$ -	\$ -	\$ -	\$ -	\$ 139,677
-	(496,647)	-	-	-	-
-	-	-	-	-	-
-	-	-	-	-	-
-	-	-	-	-	-
<u>\$ -0-</u>	<u>\$ (496,647)</u>	<u>\$ -0-</u>	<u>\$ -0-</u>	<u>\$ -0-</u>	<u>\$ 139,677</u>
\$ -0-	\$ -0-	\$ 22,372	\$ 73,097	\$ 24,012	\$ -0-
-	-	746,404	2,330,693	1,786,386	-
<u>\$ -0-</u>	<u>\$ -0-</u>	<u>\$ 768,776</u>	<u>\$ 2,403,790</u>	<u>\$ 1,810,398</u>	<u>\$ -0-</u>

LAFAYETTE CITY-PARISH CONSOLIDATED GOVERNMENT
LAFAYETTE, LOUISIANA

COMBINING STATEMENT OF REVENUES, EXPENDITURES, AND
CHANGES IN FUND BALANCES (CONTINUED)
NONMAJOR GOVERNMENTAL FUNDS
For the Year Ended October 31, 2006

	Special Revenue			
	Hurricane Katrina	Hurricane Rita	LCLE Project Safe Neighborhoods Grant	Trans-MPO Safe Community Grant
Revenues:				
Taxes -				
Ad valorem	\$ -	\$ -	\$ -	\$ -
Licenses and permits	-	-	-	-
Intergovernmental -				
Federal grants	3,083,236	332,170	35,865	34,649
State funds:				
Grants	-	-	-	-
Parish transportation funds	-	-	-	-
State shared revenue	-	-	-	-
Other	-	-	-	-
Charges for services	-	-	-	-
Fines and forfeits	-	-	-	-
Investment earnings	-	-	-	-
Miscellaneous	-	5,640	-	-
Total revenues	<u>\$ 3,083,236</u>	<u>\$ 337,810</u>	<u>\$ 35,865</u>	<u>\$ 34,649</u>
Expenditures:				
Current -				
General government	\$ 29,292	\$ 15,215	\$ -	\$ -
Public safety	1,391	1,098	35,865	-
Traffic and transportation	1,103	37,086	-	34,649
Streets and drainage	1,473	17,071	-	-
Urban redevelopment and housing	-	-	-	-
Culture and recreation	-	30,497	-	-
Health and welfare	3,049,977	61,794	-	-
Economic opportunity	-	-	-	-
Economic development and assistance	-	-	-	-
Debt service -				
Principal retirement	-	-	-	-
Interest and fiscal charges	-	-	-	-
Transfer to paying agent	-	-	-	-
Capital outlay	-	21,185	-	-
Total expenditures	<u>\$ 3,083,236</u>	<u>\$ 183,946</u>	<u>\$ 35,865</u>	<u>\$ 34,649</u>
Excess (deficiency) of revenues over expenditures	<u>\$ -0-</u>	<u>\$ 153,864</u>	<u>\$ -0-</u>	<u>\$ -0-</u>
Other financing sources (uses):				
Transfers in	\$ -	\$ -	\$ -	\$ -
Transfers out	-	-	-	-
Transfers from component units	-	-	-	-
Transfers to component units	-	-	-	-
Bond proceeds	-	-	-	-
Transfer to paying agent	-	-	-	-
Total other financing sources (uses)	<u>\$ -0-</u>	<u>\$ -0-</u>	<u>\$ -0-</u>	<u>\$ -0-</u>
Net change in fund balances	\$ -0-	\$ 153,864	\$ -0-	\$ -0-
Fund balances, beginning	-	139,337	-	-
Fund balances, ending	<u>\$ -0-</u>	<u>\$ 293,201</u>	<u>\$ -0-</u>	<u>\$ -0-</u>

		Debt Service					
Heymann Performing Arts Center	Federal Home Loan Bank	1961 Sales Sinking Fund	Tax Bonds Reserve Fund	1986 Sales Sinking Fund	Tax Bonds Reserve Fund		
\$ -	\$ -	\$ -	\$ -	\$ -	\$ -		
-	-	-	-	-	-		
-	-	-	-	-	-		
-	-	-	-	-	-		
-	-	-	-	-	-		
2,698,321	-	-	-	-	-		
-	-	-	-	-	-		
8,459	-	305,273	806,879	253,529	681,581		
4,312	20,000	-	-	-	-		C
<u>\$2,711,092</u>	<u>\$20,000</u>	<u>\$ 305,273</u>	<u>\$ 806,879</u>	<u>\$ 253,529</u>	<u>\$ 681,581</u>		O
\$ -	\$ -	\$ 202,158	\$ -	\$ 249,223	\$ -		N
-	-	-	-	-	-		
-	-	-	-	-	-		T
-	20,000	-	-	-	-		I
2,897,362	-	-	-	-	-		N
-	-	-	-	-	-		
-	-	-	-	-	-		U
-	-	9,225,000	-	6,820,000	-		E
-	-	7,061,451	-	7,487,170	-		
-	-	-	33,477	222,665	36,365		D
-	-	-	-	-	-		
<u>\$2,897,362</u>	<u>\$20,000</u>	<u>\$ 16,488,609</u>	<u>\$ 33,477</u>	<u>\$ 14,779,058</u>	<u>\$ 36,365</u>		
<u>\$ (186,270)</u>	<u>\$ -0-</u>	<u>\$ (16,183,336)</u>	<u>\$ 773,402</u>	<u>\$ (14,525,529)</u>	<u>\$ 645,216</u>		
\$ 186,270	\$ -	\$ 16,196,430	\$ -	\$ 14,038,849	\$ -		
-	-	-	(710,172)	-	(554,807)		
-	-	-	-	-	-		
-	-	10,270,482	-	13,229,123	-		
-	-	(10,049,993)	-	(12,964,468)	-		
<u>\$ 186,270</u>	<u>\$ -0-</u>	<u>\$ 16,416,919</u>	<u>\$ (710,172)</u>	<u>\$ 14,303,504</u>	<u>\$ (554,807)</u>		
\$ -0-	\$ -0-	\$ 233,583	\$ 63,230	\$ (222,025)	\$ 90,409		
3,080	-	7,347,988	16,046,521	7,126,518	14,161,555		
<u>\$ 3,080</u>	<u>\$ -0-</u>	<u>\$ 7,581,571</u>	<u>\$16,109,751</u>	<u>\$ 6,904,493</u>	<u>\$14,251,964</u>		

LAFAYETTE CITY-PARISH CONSOLIDATED GOVERNMENT
LAFAYETTE, LOUISIANA

COMBINING STATEMENT OF REVENUES, EXPENDITURES, AND
CHANGES IN FUND BALANCES (CONTINUED)
NONMAJOR GOVERNMENTAL FUNDS
For the Year Ended October 31, 2006

	Debt Service			
	Assessment Bonds		Contingencies	GOB Jail
	Paving	Sewer	Sinking Fund	Refunding Bonds
Revenues:				
Taxes -				
Ad valorem	\$ -	\$ -	\$ 2,883,365	\$ -
Licenses and permits	-	-	-	-
Intergovernmental -				
Federal grants	-	-	-	-
State funds:				
Grants	-	-	-	-
Parish transportation funds	-	-	-	-
State shared revenue	-	-	-	-
Other	-	-	-	-
Charges for services	-	-	-	-
Fines and forfeits	-	-	-	-
Investment earnings	16,039	14,028	79,236	-
Miscellaneous	-	1,728	-	-
Total revenues	<u>\$ 16,039</u>	<u>\$ 15,756</u>	<u>\$ 2,962,601</u>	<u>\$ -0-</u>
Expenditures:				
Current -				
General government	\$ -	\$ 430	\$ 104,179	\$ -
Public safety	-	-	-	-
Traffic and transportation	-	-	-	-
Streets and drainage	-	-	-	-
Urban redevelopment and housing	-	-	-	-
Culture and recreation	-	-	-	-
Health and welfare	-	-	-	-
Economic opportunity	-	-	-	-
Economic development and assistance	-	-	-	-
Debt service -				
Principal retirement	-	-	1,190,000	83,000
Interest and fiscal charges	-	-	2,475,181	6,588
Transfer to paying agent	-	-	-	-
Capital outlay	-	-	-	-
Total expenditures	<u>\$ -0-</u>	<u>\$ 430</u>	<u>\$ 3,769,360</u>	<u>\$ 89,588</u>
Excess (deficiency) of revenues over expenditures	<u>\$ 16,039</u>	<u>\$ 15,326</u>	<u>\$ (806,759)</u>	<u>\$ (89,588)</u>
Other financing sources (uses):				
Transfers in	\$ -	\$ -	\$ 279,261	\$ 89,588
Transfers out	-	-	-	-
Transfers from component units	-	-	-	-
Transfers to component units	-	-	-	-
Bond proceeds	-	-	-	-
Transfer to paying agent	-	-	-	-
Total other financing sources (uses)	<u>\$ -0-</u>	<u>\$ -0-</u>	<u>\$ 279,261</u>	<u>\$ 89,588</u>
Net change in fund balances	\$ 16,039	\$ 15,326	\$ (527,498)	\$ -0-
Fund balances, beginning	348,177	259,330	1,315,493	-
Fund balances, ending	<u>\$364,216</u>	<u>\$274,656</u>	<u>\$ 787,995</u>	<u>\$ -0-</u>

		Capital Projects						
Certificates of Indebtedness, Series 1998 Sinking Fund	Certificates of Indebtedness, Series 1999 Sinking Fund	1990 Sales Tax	1993 Sales Tax	1997A Sales Tax	1997B Sales Tax	1998 Sales Tax		
\$ -	\$ -	\$ -	\$ -	\$ -	\$ -	\$ -		
-	-	-	-	-	-	-		
-	-	-	-	-	-	-		
-	-	-	1,079,309	-	-	-		
-	-	-	-	-	-	-		
-	-	-	-	-	-	-		
-	-	-	-	-	-	-		
-	3,014	8,588	3,871	26,559	62,103	83,742		
-	-	-	-	-	1,681	-		
<u>\$ -0-</u>	<u>\$ 3,014</u>	<u>\$ 8,588</u>	<u>\$ 1,083,180</u>	<u>\$ 26,559</u>	<u>\$ 63,784</u>	<u>\$ 83,742</u>	C	
							O	
\$ -	\$ -	\$ -	\$ -	\$ -	\$ -	\$ -		
-	-	-	-	-	-	-		
-	-	-	-	-	-	-		
-	-	-	-	-	-	-		
-	-	-	-	-	-	-		
-	-	-	-	-	-	-		
-	-	-	-	-	-	-		
385,000	55,000	-	-	-	-	-		
27,986	71,156	-	-	-	-	-		
-	-	-	-	-	-	-		
-	-	-	1,638,246	286,036	116,365	758,196		
<u>\$ 412,986</u>	<u>\$ 126,156</u>	<u>\$ -0-</u>	<u>\$ 1,638,246</u>	<u>\$ 286,036</u>	<u>\$ 116,365</u>	<u>\$ 758,196</u>	D	
<u>\$ (412,986)</u>	<u>\$ (123,142)</u>	<u>\$ 8,588</u>	<u>\$ (555,066)</u>	<u>\$ (259,477)</u>	<u>\$ (52,581)</u>	<u>\$ (674,454)</u>		
\$ 412,986	\$ 129,422	\$ -	\$ -	\$ -	\$ -	\$ -		
-	-	(236,086)	(3,871)	(21,898)	(53,616)	(69,572)		
-	-	-	-	-	-	-		
-	-	-	-	-	-	-		
-	-	-	-	-	-	-		
<u>\$ 412,986</u>	<u>\$ 129,422</u>	<u>\$ (236,086)</u>	<u>\$ (3,871)</u>	<u>\$ (21,898)</u>	<u>\$ (53,616)</u>	<u>\$ (69,572)</u>		
\$ -0-	\$ 6,280	\$ (227,498)	\$ (558,937)	\$ (281,375)	\$ (106,197)	\$ (744,026)		
-	91,049	227,498	168,580	726,436	1,401,510	2,050,355		
<u>\$ -0-</u>	<u>\$ 97,329</u>	<u>\$ -0-</u>	<u>\$ (390,357)</u>	<u>\$ 445,061</u>	<u>\$ 1,295,313</u>	<u>\$ 1,306,329</u>		

LAFAYETTE CITY-PARISH CONSOLIDATED GOVERNMENT
LAFAYETTE, LOUISIANA

COMBINING STATEMENT OF REVENUES, EXPENDITURES, AND
CHANGES IN FUND BALANCES (CONTINUED)
NONMAJOR GOVERNMENTAL FUNDS
For the Year Ended October 31, 2006

	1999A Sales Tax	1999B Sales Tax	2000A Sales Tax	2000B Sales Tax
Revenues:				
Taxes -				
Ad valorem	\$ -	\$ -	\$ -	\$ -
Licenses and permits	-	-	-	-
Intergovernmental -				
Federal grants	-	-	-	-
State funds:				
Grants	-	-	-	-
Parish transportation funds	-	-	-	-
State shared revenue	-	-	-	-
Other	-	-	-	-
Charges for services	-	-	-	-
Fines and forfeits	-	-	-	-
Investment earnings	18,088	175,848	94,905	94,213
Miscellaneous	-	2,285	-	-
Total revenues	\$ 18,088	\$ 178,133	\$ 94,905	\$ 94,213
Expenditures:				
Current -				
General government	\$ -	\$ -	\$ 1,670	\$ 3,750
Public safety	-	-	-	-
Traffic and transportation	-	-	-	-
Streets and drainage	-	-	-	-
Urban redevelopment and housing	-	-	-	-
Culture and recreation	-	-	-	-
Health and welfare	-	-	-	-
Economic opportunity	-	-	-	-
Economic development and assistance	-	-	-	-
Debt service -				
Principal retirement	-	-	-	-
Interest and fiscal charges	-	-	-	-
Transfer to paying agent	-	-	-	-
Capital outlay	81,935	902,285	647,327	202,332
Total expenditures	\$ 81,935	\$ 902,285	\$ 648,997	\$ 206,082
Excess (deficiency) of revenues over expenditures	\$ (63,847)	\$ (724,152)	\$ (554,092)	\$ (111,869)
Other financing sources (uses):				
Transfers in	\$ -	\$ -	\$ -	\$ -
Transfers out	(17,144)	(150,805)	(80,925)	(81,274)
Transfers from component units	-	-	-	-
Transfers to component units	-	-	-	-
Bond proceeds	-	-	-	-
Transfer to paying agent	-	-	-	-
Total other financing sources (uses)	\$ (17,144)	\$ (150,805)	\$ (80,925)	\$ (81,274)
Net change in fund balances	\$ (80,991)	\$ (874,957)	\$ (635,017)	\$ (193,143)
Fund balances, beginning	337,424	4,027,726	2,228,719	2,080,608
Fund balances, ending	\$256,433	\$3,152,769	\$1,593,702	\$1,887,465

Capital Projects

2001A Sales Tax	2001B Sales Tax	2003A Sales Tax	2003B Sales Tax	2003C Sales Tax	2003D Sales Tax	2005B Sales Tax	
\$ -	\$ -	\$ -	\$ -	\$ -	\$ -	\$ -	
-	-	-	-	-	-	-	
-	-	-	-	-	-	-	
-	-	-	-	-	-	-	
-	-	-	-	-	-	-	
-	-	-	-	-	-	-	
-	-	-	-	-	-	-	
344,973	424,591	307,476	465,321	121,434	568,050	963,050	
1,321	-	-	-	-	-	-	C
<u>\$ 346,294</u>	<u>\$ 424,591</u>	<u>\$ 307,476</u>	<u>\$ 465,321</u>	<u>\$ 121,434</u>	<u>\$ 568,050</u>	<u>\$ 963,050</u>	O
\$ 2,500	\$ 2,500	\$ 2,500	\$ 2,500	\$ 2,500	\$ 1,801	\$ 4,233	N
-	-	-	-	-	-	-	T
-	-	-	-	-	-	-	I
-	-	-	-	-	-	-	N
-	-	-	-	-	-	-	U
-	-	-	-	-	-	-	E
-	-	-	-	-	-	-	D
885,166	4,048,516	2,978,838	3,375,558	1,307,942	2,418,207	3,594,553	
<u>\$ 887,666</u>	<u>\$ 4,051,016</u>	<u>\$ 2,981,338</u>	<u>\$ 3,378,058</u>	<u>\$ 1,310,442</u>	<u>\$ 2,420,008</u>	<u>\$ 3,598,786</u>	
\$ (541,372)	\$ (3,626,425)	\$ (2,673,862)	\$ (2,912,737)	\$ (1,189,008)	\$ (1,851,958)	\$ (2,635,736)	
\$ -	\$ -	\$ -	\$ -	\$ -	\$ -	\$ -	
(297,989)	(356,491)	(260,441)	(399,562)	(101,834)	(488,797)	(832,558)	
-	-	-	-	-	-	-	
-	-	-	-	-	-	-	
-	-	-	-	-	-	-	
<u>\$ (297,989)</u>	<u>\$ (356,491)</u>	<u>\$ (260,441)</u>	<u>\$ (399,562)</u>	<u>\$ (101,834)</u>	<u>\$ (488,797)</u>	<u>\$ (832,558)</u>	
\$ (839,361)	\$ (3,982,916)	\$ (2,934,303)	\$ (3,312,299)	\$ (1,290,842)	\$ (2,340,755)	\$ (3,468,294)	
7,772,422	10,645,215	7,362,364	10,597,038	2,884,004	12,818,531	21,379,255	
<u>\$6,933,061</u>	<u>\$ 6,662,299</u>	<u>\$ 4,428,061</u>	<u>\$ 7,284,739</u>	<u>\$ 1,593,162</u>	<u>\$10,477,776</u>	<u>\$17,910,961</u>	

LAFAYETTE CITY-PARISH CONSOLIDATED GOVERNMENT
LAFAYETTE, LOUISIANA

COMBINING STATEMENT OF REVENUES, EXPENDITURES, AND
CHANGES IN FUND BALANCES (CONTINUED)
NONMAJOR GOVERNMENTAL FUNDS
For the Year Ended October 31, 2006

	Capital Projects			
	2005C	2006	1999	Parish
	Sales	Sales	Certificates	Library
	Tax	Tax	of	General
			Indebtedness	Obligation
				Bonds
Revenues:				
Taxes -				
Ad valorem	\$ -	\$ -	\$ -	\$ -
Licenses and permits	-	-	-	-
Intergovernmental -				
Federal grants	-	-	-	-
State funds:				
Grants	-	-	-	-
Parish transportation funds	-	-	-	-
State shared revenue	-	-	-	-
Other	-	-	-	-
Charges for services	-	-	-	-
Fines and forfeits	-	-	-	-
Investment earnings	97,740	-	6,722	264,175
Miscellaneous	-	-	-	1,625
Total revenues	\$ 97,740	\$ -0-	\$ 6,722	\$ 265,800
Expenditures:				
Current -				
General government	\$ 1,366	\$ -	\$ -	\$ 655
Public safety	-	-	-	-
Traffic and transportation	-	-	-	-
Streets and drainage	-	-	-	-
Urban redevelopment and housing	-	-	-	-
Culture and recreation	-	-	-	-
Health and welfare	-	-	-	-
Economic opportunity	-	-	-	-
Economic development and assistance	-	-	-	-
Debt service -				
Principal retirement	-	-	-	-
Interest and fiscal charges	-	-	-	-
Transfer to paying agent	-	-	-	-
Capital outlay	98,560	90,000	-	849,692
Total expenditures	\$ 99,926	\$ 90,000	\$ -0-	\$ 850,347
Excess (deficiency) of revenues over expenditures	\$ (2,186)	\$ (90,000)	\$ 6,722	\$ (584,547)
Other financing sources (uses):				
Transfers in	\$ -	\$ -	\$ -	\$ -
Transfers out	(84,542)	-	-	-
Transfers from component units	-	-	-	-
Transfers to component units	-	-	-	-
Bond proceeds	-	-	-	-
Transfer to paying agent	-	-	-	-
Total other financing sources (uses)	\$ (84,542)	\$ -0-	\$ -0-	\$ -0-
Net change in fund balances	\$ (86,728)	\$ (90,000)	\$ 6,722	\$ (584,547)
Fund balances, beginning	2,158,880	-	165,457	5,883,901
Fund balances, ending	\$ 2,072,152	\$ (90,000)	\$ 172,179	\$ 5,299,354

2001 Parish General Obligation Bonds	2003 Parish General Obligation Bonds	2005 Parish General Obligation Bonds	Total
\$ -	\$ -	\$ -	\$ 25,845,628
-	-	-	2,135,479
-	-	-	12,024,302
-	-	-	1,512,170
-	-	-	1,404,213
-	-	-	998,264
-	-	-	809,349
-	-	-	6,872,392
-	-	-	511,954
267,927	398,521	666,865	8,869,080
1,380	280	1,324	1,090,175
<u>\$ 269,307</u>	<u>\$ 398,801</u>	<u>\$ 668,189</u>	<u>\$ 62,073,006</u>
\$ 2,500	\$ 1,345	\$ 60,825	\$ 7,683,245
-	-	-	4,332,648
-	-	-	3,325,023
-	-	-	2,705,526
-	-	-	2,197,003
-	-	-	15,008,988
-	-	-	4,700,788
-	-	-	4,320,043
-	-	-	256,351
-	-	-	17,758,000
-	-	-	17,129,532
-	-	-	292,507
1,155,652	782,456	442,354	27,575,073
<u>\$1,158,152</u>	<u>\$ 783,801</u>	<u>\$ 503,179</u>	<u>\$107,284,727</u>
<u>\$ (888,845)</u>	<u>\$ (385,000)</u>	<u>\$ 165,010</u>	<u>\$ (45,211,721)</u>
\$ -	\$ -	\$ -	\$ 39,242,782
-	-	-	(12,433,860)
-	-	-	27,977
-	-	-	(38,192)
-	-	-	23,499,605
-	-	-	(23,014,461)
<u>\$ -0-</u>	<u>\$ -0-</u>	<u>\$ -0-</u>	<u>\$ 27,283,851</u>
\$ (888,845)	\$ (385,000)	\$ 165,010	\$ (17,927,870)
6,242,780	8,799,346	14,522,785	190,911,891
<u>\$5,353,935</u>	<u>\$8,414,346</u>	<u>\$14,687,795</u>	<u>\$172,984,021</u>

LAFAYETTE CITY-PARISH CONSOLIDATED GOVERNMENT
LAFAYETTE, LOUISIANA
DEBT SERVICE FUNDS
1961 SALES TAX BOND SINKING FUND

BUDGETARY COMPARISON SCHEDULE
For the Year Ended October 31, 2006

	Original Budget	Final Budget	Actual	Variance With Final Budget Positive (Negative)
Revenues:				
Investment income	\$ 100,000	\$ 100,000	\$ 305,273	\$ 205,273
Expenditures:				
Current -				
General government	\$ -	\$ -	\$ 202,158	\$ (202,158)
Debt service -				
Bonds retired	9,225,000	9,225,000	9,225,000	-
Interest and fiscal charges	<u>7,093,086</u>	<u>7,093,086</u>	<u>7,061,451</u>	<u>31,635</u>
Total expenditures	<u>\$ 16,318,086</u>	<u>\$ 16,318,086</u>	<u>\$ 16,488,609</u>	<u>\$ (170,523)</u>
Deficiency of revenues over expenditures	<u>\$(16,218,086)</u>	<u>\$(16,218,086)</u>	<u>\$(16,183,336)</u>	<u>\$ 34,750</u>
Other financing sources (uses):				
Transfers from Sales Tax Trust Fund	\$ 15,404,347	\$ 15,404,347	\$ 14,446,109	\$ (958,238)
Transfers from Sales Tax Bond Construction Funds	1,017,000	1,017,000	1,750,321	733,321
Bond proceeds	-	-	10,270,482	10,270,482
Transfer to paying agent	<u>-</u>	<u>-</u>	<u>(10,049,993)</u>	<u>(10,049,993)</u>
Total other financing sources (uses)	<u>\$ 16,421,347</u>	<u>\$ 16,421,347</u>	<u>\$ 16,416,919</u>	<u>\$ (4,428)</u>
Net change in fund balance	<u>\$ 203,261</u>	<u>\$ 203,261</u>	\$ 233,583	<u>\$ 30,322</u>
Fund balance, beginning			<u>7,347,988</u>	
Fund balance, ending			<u>\$ 7,581,571</u>	

LAFAYETTE CITY-PARISH CONSOLIDATED GOVERNMENT
LAFAYETTE, LOUISIANA
DEBT SERVICE FUNDS
1961 SALES TAX BOND RESERVE FUND

BUDGETARY COMPARISON SCHEDULE
For the Year Ended October 31, 2006

	Original Budget	Final Budget	Actual	Variance With Final Budget Positive (Negative)
Revenues:				
Investment income	\$ 406,000	\$ 406,000	\$ 806,879	\$ 400,879
Expenditures:				
Debt service -				
Transfer to paying agent	-	-	33,477	(33,477)
Excess (deficiency) of revenues over expenditures	\$ 406,000	\$ 406,000	\$ 773,402	\$ 367,402
Other financing sources (uses):				
Transfers to Sales Tax Trust Fund	(406,000)	(406,000)	(710,172)	(304,172)
Net change in fund balance	\$ -0-	\$ -0-	\$ 63,230	\$ 63,230
Fund balance, beginning			16,046,521	
Fund balance, ending			\$ 16,109,751	

LAFAYETTE CITY-PARISH CONSOLIDATED GOVERNMENT
LAFAYETTE, LOUISIANA
DEBT SERVICE FUNDS
1986 SALES TAX BOND SINKING FUND

BUDGETARY COMPARISON SCHEDULE
For the Year Ended October 31, 2006

	Original Budget	Final Budget	Actual	Variance With Final Budget Positive (Negative)
Revenues:				
Investment income	\$ 75,000	\$ 75,000	\$ 253,529	\$ 178,529
Expenditures:				
Current -				
General government	\$ -	\$ -	\$ 249,223	\$ (249,223)
Debt service -				
Bonds retired	6,820,000	6,820,000	6,820,000	-
Interest and fiscal charges	7,527,267	7,527,267	7,487,170	40,097
Transfer to paying agent	-	-	222,665	(222,665)
Total expenditures	\$ 14,347,267	\$ 14,347,267	\$ 14,779,058	\$ (431,791)
Deficiency of revenues over expenditures	\$ (14,272,267)	\$ (14,272,267)	\$ (14,525,529)	\$ (253,262)
Other financing sources (uses):				
Transfers from Sales Tax Trust Fund	\$ 13,289,997	\$ 13,289,997	\$ 12,479,720	\$ (810,277)
Transfers from Sales Tax Bond Construction Funds	987,000	987,000	1,559,129	572,129
Bond proceeds	-	-	13,229,123	13,229,123
Transfer to paying agent	-	-	(12,964,468)	(12,964,468)
Total other financing sources (uses)	\$ 14,276,997	\$ 14,276,997	\$ 14,303,504	\$ 26,507
Net change in fund balance	\$ 4,730	\$ 4,730	\$ (222,025)	\$ (226,755)
Fund balance, beginning			7,126,518	
Fund balance, ending			\$ 6,904,493	

LAFAYETTE CITY-PARISH CONSOLIDATED GOVERNMENT
LAFAYETTE, LOUISIANA
DEBT SERVICE FUNDS
1986 SALES TAX BOND RESERVE FUND

BUDGETARY COMPARISON SCHEDULE
For the Year Ended October 31, 2006

	Original Budget	Final Budget	Actual	Variance With Final Budget Positive (Negative)
Revenues:				
Investment income	\$ 360,000	\$ 360,000	\$ 681,581	\$ 321,581
Expenditures:				
Debt service -				
Transfer to paying agent	-	-	36,365	(36,365)
Excess of revenues over expenditures	\$ 360,000	\$ 360,000	\$ 645,216	\$ 285,216
Other financing sources (uses):				
Transfers to Sales Tax Trust Fund	(360,000)	(360,000)	(554,807)	(194,807)
Net change in fund balance	<u>\$ -0-</u>	<u>\$ -0-</u>	\$ 90,409	<u>\$ 90,409</u>
Fund balance, beginning			<u>14,161,555</u>	
Fund balance, ending			<u>\$ 14,251,964</u>	

LAFAYETTE CITY-PARISH CONSOLIDATED GOVERNMENT
LAFAYETTE, LOUISIANA
CAPITAL PROJECTS FUNDS
1993 SALES TAX BOND CONSTRUCTION FUND

SCHEDULE OF EXPENDITURES COMPARED TO CAPITAL BUDGET
For the Year Ended October 31, 2006

	Project Authorization	Expenditures		Balance of Incomplete Projects
		Prior Years	Current Year	
Street projects:				
North St. Antoine	\$ 83,441	\$ 75,435	\$ 5	\$ 8,001
Drainage projects:				
Maryview Farm Road Drainage - Phase III	\$ 52,755	\$ -	\$ 52,753	\$ 2
Broadmoor Coulee - Phase II	22,770	12,408	-	10,362
North Hillary Drive Drainage Improvements	117,024	115,891	-	1,133
Oak Coulee	2,813,314	1,215,695	1,585,488	12,131
	<u>\$ 3,005,863</u>	<u>\$1,343,994</u>	<u>\$1,638,241</u>	<u>\$ 23,628</u>
	<u>\$ 3,089,304</u>	<u>\$1,419,429</u>	<u>\$1,638,246</u>	\$ 31,629
Amount to be funded by state grants				<u>(12,131)</u>
Amount to be funded by Lafayette Consolidated Government				<u>\$ 19,498</u>

LAFAYETTE CITY-PARISH CONSOLIDATED GOVERNMENT
LAFAYETTE, LOUISIANA
CAPITAL PROJECTS FUNDS
1997A SALES TAX BOND CONSTRUCTION FUND

SCHEDULE OF EXPENDITURES COMPARED TO CAPITAL BUDGET
For the Year Ended October 31, 2006

	<u>Project Authorization</u>	<u>Expenditures</u>		<u>Balance of Incomplete Projects</u>
		<u>Prior Years</u>	<u>Current Year</u>	
Street projects:				
Ambassador Caffery Interchange Improvements	\$ 367,761	\$ 81,725	\$286,036	\$ -
North St. Antoine Extension - Pont Des Mouton	222,852	86,180	-	136,672
Louisiana Avenue Extension - Phase II-C	<u>231,761</u>	<u>-</u>	<u>-</u>	<u>231,761</u>
	<u>\$ 822,374</u>	<u>\$ 167,905</u>	<u>\$286,036</u>	<u>\$ 368,433</u>

LAFAYETTE CITY-PARISH CONSOLIDATED GOVERNMENT
LAFAYETTE, LOUISIANA
CAPITAL PROJECTS FUNDS
1997B SALES TAX BOND CONSTRUCTION FUND

SCHEDULE OF EXPENDITURES COMPARED TO CAPITAL BUDGET
For the Year Ended October 31, 2006

	Project Authorization	Expenditures		Balance of Incomplete Projects
		Prior Years	Current Year	
Street projects:				
Intersection Improvement - Ambassador Caffery at Ridge	\$ 128,413	\$ 109,000	\$ 19,413	\$ -
Eraste Landry Extension - Caffery - LA93	317,484	156,486	883	160,115
Rue de Belier Extension	500,000	408,331	72,487	19,182
South College Phase I	571,257	358,350	13,011	199,896
Louisiana Avenue Extension Phase II-C	114,155	-	-	114,155
Verot School - Pinhook/Vincent	63,124	175	7,425	55,524
South Domingue Extension - Demas/Target Loop	250,000	246,217	255	3,528
Camellia Boulevard Extension	3,200,000	2,500,000	-	700,000
Pont Des Mouton West I-49/University	500,000	491,929	-	8,071
I-10 Frontage Road Southeast - I-49/University	329,224	23,076	2,891	303,257
	<u>\$ 5,973,657</u>	<u>\$4,293,564</u>	<u>\$116,365</u>	<u>\$1,563,728</u>

LAFAYETTE CITY-PARISH CONSOLIDATED GOVERNMENT
LAFAYETTE, LOUISIANA
CAPITAL PROJECTS FUNDS
1998 SALES TAX BOND CONSTRUCTION FUND

SCHEDULE OF EXPENDITURES COMPARED TO CAPITAL BUDGET
For the Year Ended October 31, 2006

	Project Authorization	Expenditures		Balance of Incomplete Projects
		Prior Years	Current Year	
Street projects:				
Eraste Landry Extension	\$ 505,982	\$ 63,450	\$ 117	\$ 442,415
I-10 Frontage Roads - Southeast I-49/University	661,741	143,640	14,374	503,727
West Pont Des Mouton Road Widening	900,000	596,143	29,006	274,851
South Domingue Road Extension - Phase I	700,000	-	700,000	-
I-10 Frontage Roads - Northeast I-10/Louisiana Avenue	44,330	33,768	-	10,562
Southeast I-10/Louisiana Avenue	30,351	19,344	-	11,007
	<u>\$ 2,842,404</u>	<u>\$ 856,345</u>	<u>\$743,497</u>	<u>\$1,242,562</u>
Drainage projects:				
Coulee Ile Des Cannes - Lateral 8B	\$ 80,000	\$ 79,988	\$ -	\$ 12
Belle Terre Coulee	1,444,922	1,427,724	14,624	2,574
	<u>\$ 1,524,922</u>	<u>\$1,507,712</u>	<u>\$ 14,624</u>	<u>\$ 2,586</u>
Parks and Recreation projects:				
Neylan Park Multi-Purpose Center	\$ 2,200,000	\$2,198,169	\$ -	\$ 1,831
Swimming Complex (O J Mouton)	150,000	149,484	-	516
Operation and Maintenance Building - Vieux Chenes	500,000	499,227	75	698
	<u>\$ 2,850,000</u>	<u>\$2,846,880</u>	<u>\$ 75</u>	<u>\$ 3,045</u>
	<u>\$ 7,217,326</u>	<u>\$5,210,937</u>	<u>\$758,196</u>	<u>\$1,248,193</u>

LAFAYETTE CITY-PARISH CONSOLIDATED GOVERNMENT
LAFAYETTE, LOUISIANA
CAPITAL PROJECTS FUNDS
1999A SALES TAX BOND CONSTRUCTION FUND

SCHEDULE OF EXPENDITURES COMPARED TO CAPITAL BUDGET
For the Year Ended October 31, 2006

	Project Authorization	Expenditures		Balance of Incomplete Projects
		Prior Years	Current Year	
Street projects:				
Ambassador Caffery at Ridge	\$ 75,000	\$ -	\$ 75,000	\$ -
Camellia Boulevard Extension	9,000,000	8,834,214	810	164,976
Louisiana Avenue Extension				
Phase II-C	60,449	-	-	60,449
South Domingue Extension				
Phase II	<u>19,834</u>	<u>9,833</u>	<u>3,940</u>	<u>6,061</u>
	<u>\$ 9,155,283</u>	<u>\$ 8,844,047</u>	<u>\$ 79,750</u>	<u>\$ 231,486</u>
Drainage projects:				
Comprehensive Drainage	<u>\$ 200,000</u>	<u>\$ 197,816</u>	<u>\$ 1,770</u>	<u>\$ 414</u>
Parks and Recreation projects:				
New Golf Course	<u>\$ 1,396,280</u>	<u>\$ 1,395,760</u>	<u>\$ 415</u>	<u>\$ 105</u>
	<u>\$ 10,751,563</u>	<u>\$10,437,623</u>	<u>\$ 81,935</u>	<u>\$ 232,005</u>

LAFAYETTE CITY-PARISH CONSOLIDATED GOVERNMENT
LAFAYETTE, LOUISIANA
CAPITAL PROJECTS FUNDS
1999B SALES TAX BOND CONSTRUCTION FUND

SCHEDULE OF EXPENDITURES COMPARED TO CAPITAL BUDGET
For the Year Ended October 31, 2006

	Project Authorization	Expenditures		Balance of Incomplete Projects
		Prior Years	Current Year	
Street projects:				
West Butcher/North University				
Turn Lanes	\$ 325,055	\$ 272,761	\$ 44,882	\$ 7,412
Ambassador Caffery at Ridge	1,034,269	497,813	176,612	359,844
Eraste Landry Extension - Caffery/LA 93	633,000	55,044	-	577,956
I-10 Frontage Roads - Southeast (I-49 to University)	652,834	249,671	924	402,239
Rue de Belier Extension - Hwy. 93	1,525,000	1,387,367	-	137,633
South College Road Phase I - Pinhook	200,000	122	-	199,878
Dulles Drive Extension	248,097	247,800	297	-
Pont Des Mouton East Phase I	616,905	614,635	-	2,270
Louisiana Avenue Extension - Phase II-C	530,858	374,057	6,045	150,756
Luke Street Extension	259,396	259,278	25	93
Camellia Boulevard Extension	300,000	-	-	300,000
West Pont Des Mouton Road Widening	1,716,000	855,017	641,290	219,693
South Domingue Extension - Phase I	902,000	401,960	31,761	468,279
	<u>\$ 8,943,414</u>	<u>\$5,215,525</u>	<u>\$901,836</u>	<u>\$2,826,053</u>
Drainage projects:				
Coulee Ile Des Cannes - Lateral 8B	\$ 307,400	\$ 189,693	\$ 185	\$ 117,522
Coulee Des Poche	1,050,000	1,023,581	-	26,419
Debaillon Coulee Phase I and II	974,289	974,024	264	1
McKinley/St. Mary Drainage	52,624	47,624	-	5,000
	<u>\$ 2,384,313</u>	<u>\$2,234,922</u>	<u>\$ 449</u>	<u>\$ 148,942</u>
Parks and Recreation projects:				
New Golf Course	\$ 1,903,670	\$1,901,933	\$ -0-	\$ 1,737
	<u>\$ 13,231,397</u>	<u>\$9,352,380</u>	<u>\$902,285</u>	<u>\$2,976,732</u>

LAFAYETTE CITY-PARISH CONSOLIDATED GOVERNMENT
LAFAYETTE, LOUISIANA
CAPITAL PROJECTS FUNDS
2000A SALES TAX BOND CONSTRUCTION FUND

SCHEDULE OF EXPENDITURES COMPARED TO CAPITAL BUDGET
For the Year Ended October 31, 2006

	Project Authorization	Expenditures		Balance of Incomplete Projects
		Prior Years	Current Year	
Street projects:				
Ambassador Caffery at Ridge Intersection Improvements	\$ 149,842	\$ -	\$149,842	\$ -
I-10 Frontage Roads - Southeast I-49/University	173,619	-	-	173,619
South College Road Extension Phase I	72,500	-	-	72,500
Rue De Belier Extension	300,000	37,502	239,774	22,724
Pont Des Mouton East	75,000	51,414	8,179	15,407
Camellia Boulevard	7,856,032	7,177,481	89,348	589,203
Eraste Landry Road	531,406	5,757	96,367	429,282
West Pont Des Mouton	300,000	-	58,999	241,001
	<u>\$ 9,458,399</u>	<u>\$7,272,154</u>	<u>\$642,509</u>	<u>\$1,543,736</u>
Parks and Recreation projects:				
Vieux Chenes Irrigation Repair	\$ 7,499	\$ 2,680	\$ 4,818	\$ 1
	<u>\$ 9,465,898</u>	<u>\$7,274,834</u>	<u>\$647,327</u>	<u>\$1,543,737</u>

LAFAYETTE CITY-PARISH CONSOLIDATED GOVERNMENT
LAFAYETTE, LOUISIANA
CAPITAL PROJECTS FUNDS
2000B SALES TAX BOND CONSTRUCTION FUND

SCHEDULE OF EXPENDITURES COMPARED TO CAPITAL BUDGET
For the Year Ended October 31, 2006

	Project Authorization	Expenditures		Balance of Incomplete Projects
		Prior Years	Current Year	
Street projects:				
Eraste Landry Extension	\$ 166,000	\$ -	\$ -	\$ 166,000
Doc Duhon/Robley	1,000,000	989,470	1,009	9,521
South College Extension - Phase I	27,500	-	-	27,500
Frontage Road Study	100,000	-	-	100,000
Bluebird Drive Extension	1,389,319	1,389,308	-	11
Verot School - Pinhook/Vincent	263,119	-	-	263,119
Eraste Landry Extension	957,123	54	-	957,069
West Pont Des Mouton Road Widening	100,000	-	65,426	34,574
	<u>\$ 4,003,061</u>	<u>\$2,378,832</u>	<u>\$ 66,435</u>	<u>\$1,557,794</u>
Drainage projects:				
Coulee Ile Des Cannes - Lateral 7	\$ 950,000	\$ 792,315	\$ 60,304	\$ 97,381
Lateral 8B	105,600	600	-	105,000
Fanny Drive Coulee	103,279	99,183	-	4,096
Coulee Des Poches	1,000,000	953,231	-	46,769
Oak Coulee	448,172	334,269	75,533	38,370
Walker Road Drainage	25,000	22,465	60	2,475
	<u>\$ 2,632,051</u>	<u>\$2,202,063</u>	<u>\$135,897</u>	<u>\$ 294,091</u>
	<u>\$ 6,635,112</u>	<u>\$4,580,895</u>	<u>\$202,332</u>	<u>\$1,851,885</u>

LAFAYETTE CITY-PARISH CONSOLIDATED GOVERNMENT
LAFAYETTE, LOUISIANA
CAPITAL PROJECTS FUNDS
2001A SALES TAX BOND CONSTRUCTION FUND

SCHEDULE OF EXPENDITURES COMPARED TO CAPITAL BUDGET
For the Year Ended October 31, 2006

	Project Authorization	Expenditures		Balance of Incomplete Projects
		Prior Years	Current Year	
Street projects:				
Ambassador Caffery at Ridge	\$ 543,000	\$ 359	\$377,022	\$ 165,619
Eraste Landry Road Extension	98,000	-	-	98,000
Pont Des Mouton East	300,000	246,537	44,777	8,686
Verot School - Pinhook/Vincent	147,917	-	-	147,917
Louisiana Avenue Extension - Phase II-C Mton/Marv	3,900,000	34,024	274,033	3,591,943
Camellia Boulevard Extension Phase II	9,704,000	6,919,629	164,393	2,619,978
South Domingue/Caffery Connection	100,000	14,333	24,941	60,726
	<u>\$ 14,792,917</u>	<u>\$7,214,882</u>	<u>\$885,166</u>	<u>\$6,692,869</u>
Drainage projects:				
Coulee Ile Des Cannes - Lateral 8B	\$ 175,000	\$ -0-	\$ -0-	\$ 175,000
	<u>\$ 14,967,917</u>	<u>\$7,214,882</u>	<u>\$885,166</u>	<u>\$6,867,869</u>

LAFAYETTE CITY-PARISH CONSOLIDATED GOVERNMENT
LAFAYETTE, LOUISIANA
CAPITAL PROJECTS FUNDS
2001B SALES TAX BOND CONSTRUCTION FUND

SCHEDULE OF EXPENDITURES COMPARED TO CAPITAL BUDGET
For the Year Ended October 31, 2006

	Project Authorization	Expenditures		Balance of Incomplete Projects
		Prior Years	Current Year	
Street projects:				
Ambassador Caffery at Ridge Intersection	\$ 128,072	\$ -	\$ 72,911	\$ 55,161
Rue De Belier Extension, Hwy. 93 - Phase I	4,444,082	2,858	-	4,441,224
Doc Duhon/Robley	1,511,000	795,269	125,136	590,595
Bluebird Drive Extension	900,000	-	-	900,000
Verot School-Pinhook/Vincent	258,811	-	-	258,811
Louisiana Avenue Extension - Phase II-C	40,000	-	-	40,000
West Pont Des Mouton Road Widening	<u>3,625,000</u>	<u>-</u>	<u>3,592,313</u>	<u>32,687</u>
	<u>\$ 10,906,965</u>	<u>\$ 798,127</u>	<u>\$3,790,360</u>	<u>\$6,318,478</u>
Drainage projects:				
Maryview Farm Drainage	<u>\$ 564,501</u>	<u>\$ 53,010</u>	<u>\$ 258,156</u>	<u>\$ 253,335</u>
Parks and Recreation projects:				
Multi-Purpose Field Complex Recreation Center Improvements	\$ 125,000	\$ 124,470	\$ -	\$ 530
	<u>75,000</u>	<u>-</u>	<u>-</u>	<u>75,000</u>
	<u>\$ 200,000</u>	<u>\$ 124,470</u>	<u>\$ -0-</u>	<u>\$ 75,530</u>
	<u>\$ 11,671,466</u>	<u>\$ 975,607</u>	<u>\$4,048,516</u>	<u>\$6,647,343</u>

LAFAYETTE CITY-PARISH CONSOLIDATED GOVERNMENT
LAFAYETTE, LOUISIANA
CAPITAL PROJECTS FUNDS
2003A SALES TAX BOND CONSTRUCTION FUND

SCHEDULE OF EXPENDITURES COMPARED TO CAPITAL BUDGET
For the Year Ended October 31, 2006

	Project Authorization	Expenditures		Balance of Incomplete Projects
		Prior Years	Current Year	
Street projects:				
Eraste Landry Road Extension - Caffery-LA 93	\$ 175,581	\$ -	\$ -	\$ 175,581
Doc Duhon/Robley	486,465	391,375	5,469	89,621
East Pont Des Mouton Road Widening	827,000	650,228	132,858	43,914
West Pont Des Mouton Road	5,271,000	-	2,899,271	2,371,729
Eraste Landry Road - Phase II	219,149	205,106	(106,842)	120,885
Louisiana Avenue Extension - Phase II-C	110,000	-	-	110,000
Camellia Boulevard Extension	516,042	-	-	516,042
Camellia Sound Abatement	800,000	62,409	17,142	720,449
	<u>\$ 8,405,237</u>	<u>\$1,309,118</u>	<u>\$2,947,898</u>	<u>\$4,148,221</u>
Parks and Recreation projects:				
Vieux Chenes Irrigation Repair Recreation Center Improvements	\$ 49,821	\$ 41,560	\$ 8,161	\$ 100
	<u>40,822</u>	<u>15,212</u>	<u>22,779</u>	<u>2,831</u>
	<u>\$ 90,643</u>	<u>\$ 56,772</u>	<u>\$ 30,940</u>	<u>\$ 2,931</u>
	<u>\$ 8,495,880</u>	<u>\$1,365,890</u>	<u>\$2,978,838</u>	<u>\$4,151,152</u>

LAFAYETTE CITY-PARISH CONSOLIDATED GOVERNMENT
LAFAYETTE, LOUISIANA
CAPITAL PROJECTS FUNDS
2003B SALES TAX BOND CONSTRUCTION FUND

SCHEDULE OF EXPENDITURES COMPARED TO CAPITAL BUDGET
For the Year Ended October 31, 2006

	<u>Project Authorization</u>	<u>Expenditures</u>		<u>Balance of Incomplete Projects</u>
		<u>Prior Years</u>	<u>Current Year</u>	
Street projects:				
Rue De Belier Extension (Hwy 93) Phase I	\$ 665,000	\$ -	\$ -	\$ 665,000
Louisiana Avenue Extension Phase II-C	1,400,000	-	-	1,400,000
Camellia Boulevard Extension	4,400,000	1,456,512	2,104,140	839,348
West Pont Des Mouton Road Widening	2,159,000	-	827,754	1,331,246
South Domingue/Caffery Connection	200,000	-	200,000	-
South Domingue Extension Phase I	<u>600,000</u>	<u>267,921</u>	<u>226,000</u>	<u>106,079</u>
	<u>\$ 9,424,000</u>	<u>\$1,724,433</u>	<u>\$3,357,894</u>	<u>\$4,341,673</u>
Drainage projects:				
Coulee Ile Des Cannes - Lateral 7	\$ 360,000	\$ -	\$ 3,548	\$ 356,452
Lateral 8-B	895,000	-	-	895,000
Walker Road Drainage	1,459,000	-	-	1,459,000
Comprehensive Drainage	<u>100,000</u>	<u>5,000</u>	<u>-</u>	<u>95,000</u>
	<u>\$ 2,814,000</u>	<u>\$ 5,000</u>	<u>\$ 3,548</u>	<u>\$2,805,452</u>
Parks and Recreation projects:				
Vieux Chenes Irrigation Repair Recreation Center Improvements	\$ 50,000	\$ 35,000	\$ 12,374	\$ 2,626
	<u>9,357</u>	<u>7,615</u>	<u>1,742</u>	<u>-</u>
	<u>\$ 59,357</u>	<u>\$ 42,615</u>	<u>\$ 14,116</u>	<u>\$ 2,626</u>
	<u>\$ 12,297,357</u>	<u>\$1,772,048</u>	<u>\$3,375,558</u>	<u>\$7,149,751</u>

LAFAYETTE CITY-PARISH CONSOLIDATED GOVERNMENT
LAFAYETTE, LOUISIANA
CAPITAL PROJECTS FUNDS
2003C SALES TAX BOND CONSTRUCTION FUND

SCHEDULE OF EXPENDITURES COMPARED TO CAPITAL BUDGET
For the Year Ended October 31, 2006

	Project Authorization	Expenditures		Balance of Incomplete Projects
		Prior Years	Current Year	
Street projects:				
Camellia Boulevard Extension	\$ 1,629,507	\$ -0-	\$ 721,237	\$ 908,270
Drainage projects:				
Coulee Ile Des Cannes, Lateral 8-B	\$ 1,265,000	\$ 858,076	\$ 140,904	\$ 266,020
Oak Coulee	1,285,000	981,421	98,981	204,598
Comprehensive Drainage	100,000	-	-	100,000
Alice Drainage	333,813	80	333,733	-
Sunbeam Coulee	100,000	65,880	13,087	21,033
	<u>\$ 3,083,813</u>	<u>\$1,905,457</u>	<u>\$ 586,705</u>	<u>\$ 591,651</u>
	<u>\$ 4,713,320</u>	<u>\$1,905,457</u>	<u>\$1,307,942</u>	<u>\$1,499,921</u>

LAFAYETTE CITY-PARISH CONSOLIDATED GOVERNMENT
LAFAYETTE, LOUISIANA
CAPITAL PROJECTS FUNDS
2003D SALES TAX BOND CONSTRUCTION FUND

SCHEDULE OF EXPENDITURES COMPARED TO CAPITAL BUDGET
For the Year Ended October 31, 2006

	Project Authorization	Expenditures		Balance of Incomplete Projects
		Prior Years	Current Year	
Street projects:				
Doc Duhon/Robley Extension	\$ 4,752,535	\$1,729,111	\$ 842	\$ 3,022,582
East Pont Des Mouton Road Widening	313,000	-	187,279	125,721
Verot School-Pinhook/Vincent	467,029	-	-	467,029
West Pont Des Mouton Road Widening	1,644,000	-	1,310,171	333,829
South Domingue/Ambassador Caffery Connection	800,000	-	800,000	-
South Domingue Extension Phase I	222,000	2,088	119,915	99,997
Rue De Belier Extension Phase I	3,111,918	-	-	3,111,918
Camellia Boulevard Extension	300,000	-	-	300,000
Louisiana Avenue Extension Phase II-C	3,029,786	-	-	3,029,786
	<u>\$ 14,640,268</u>	<u>\$1,731,199</u>	<u>\$2,418,207</u>	<u>\$10,490,862</u>

LAFAYETTE CITY-PARISH CONSOLIDATED GOVERNMENT
LAFAYETTE, LOUISIANA
CAPITAL PROJECTS FUNDS
2005B SALES TAX BOND CONSTRUCTION FUND

SCHEDULE OF EXPENDITURES COMPARED TO CAPITAL BUDGET
For the Year Ended October 31, 2006

	Project Authorization	Expenditures		Balance of Incomplete Projects
		Prior Years	Current Year	
Street projects:				
East Pont Des Mouton Road Widening	\$ 25,000	\$ -	\$ 2,220	\$ 22,780
Louisiana Avenue Extension - Phase II-C	2,611,878	-	797,702	1,814,176
Luke Street Extension	608,336	415,015	193,309	12
Camellia Boulevard Extension	5,393,419	-	306,170	5,087,249
Eraste Landry Road Extension - Caffery/LA 93	1,671,000	-	-	1,671,000
West Pont Des Mouton Road Widening	1,655,000	-	457,969	1,197,031
South Domingue Extension - Phase I	<u>5,075,000</u>	<u>-</u>	<u>1,449,071</u>	<u>3,625,929</u>
	<u>\$ 17,039,633</u>	<u>\$ 415,015</u>	<u>\$3,206,441</u>	<u>\$13,418,177</u>
Drainage projects:				
Regional Detention Basins	\$ 400,000	\$ -	\$ -	\$ 400,000
Maryview Farm Drainage Phase III	284,717	-	272,309	12,408
Sunbeam Coulee	<u>3,563,000</u>	<u>71,291</u>	<u>115,803</u>	<u>3,375,906</u>
	<u>\$ 4,247,717</u>	<u>\$ 71,291</u>	<u>\$ 388,112</u>	<u>\$ 3,788,314</u>
	<u>\$ 21,287,350</u>	<u>\$ 486,306</u>	<u>\$3,594,553</u>	<u>\$17,206,491</u>

LAFAYETTE CITY-PARISH CONSOLIDATED GOVERNMENT
LAFAYETTE, LOUISIANA
CAPITAL PROJECTS FUNDS
2005C SALES TAX BOND CONSTRUCTION FUND

SCHEDULE OF EXPENDITURES COMPARED TO CAPITAL BUDGET
For the Year Ended October 31, 2006

	<u>Project Authorization</u>	<u>Expenditures</u>		<u>Balance of Incomplete Projects</u>
		<u>Prior Years</u>	<u>Current Year</u>	
Drainage projects:				
Coulee Ile Des Cannes - Lateral 8B-2	\$ 2,100,000	\$ 32,215	\$ 30,869	\$2,036,916
Maryview Farm Drainage Phase II	<u>74,027</u>	<u>-</u>	<u>67,691</u>	<u>6,336</u>
	<u>\$ 2,174,027</u>	<u>\$ 32,215</u>	<u>\$ 98,560</u>	<u>\$2,043,252</u>

LAFAYETTE CITY-PARISH CONSOLIDATED GOVERNMENT
LAFAYETTE, LOUISIANA
CAPITAL PROJECTS FUNDS
2006 SALES TAX BOND CONSTRUCTION FUND

SCHEDULE OF EXPENDITURES COMPARED TO CAPITAL BUDGET
For the Year Ended October 31, 2006

	Project Authorization	Expenditures		Balance of Incomplete Projects
		Prior Years	Current Year	
Road projects:				
Eraste Landry Road Extension	\$ 2,000,000	\$ -	\$ 90,000	\$1,910,000
South College Road Extension, Phase I	<u>2,000,000</u>	<u>-</u>	<u>-</u>	<u>2,000,000</u>
	<u>\$ 4,000,000</u>	<u>\$ -0-</u>	<u>\$ 90,000</u>	<u>\$3,910,000</u>
Drainage projects:				
Regional Detention Basins	\$ 100,000	\$ -0-	\$ -0-	\$ 100,000
	<u>\$ 4,100,000</u>	<u>\$ -0-</u>	<u>\$ 90,000</u>	<u>\$4,010,000</u>

LAFAYETTE CITY-PARISH CONSOLIDATED GOVERNMENT
LAFAYETTE, LOUISIANA
CAPITAL PROJECTS FUNDS
1999 CERTIFICATES OF INDEBTEDNESS FUND

SCHEDULE OF EXPENDITURES COMPARED TO CAPITAL BUDGET
For the Year Ended October 31, 2006

	<u>Project Authorization</u>	<u>Expenditures</u>		<u>Balance of Incomplete Projects</u>
		<u>Prior Years</u>	<u>Current Year</u>	
Construction projects:				
Parish Courthouse Improvements	\$ 199,755	\$ 199,691	\$ -	\$ 64
Courthouse Renovations - Judges	<u>105,780</u>	<u>64,781</u>	<u>-</u>	<u>40,999</u>
	<u>\$ 305,535</u>	<u>\$ 264,472</u>	<u>\$ -0-</u>	<u>\$ 41,063</u>

LAFAYETTE CITY-PARISH CONSOLIDATED GOVERNMENT
LAFAYETTE, LOUISIANA
CAPITAL PROJECTS FUNDS
PARISH LIBRARY GENERAL OBLIGATION BONDS FUND

SCHEDULE OF EXPENDITURES COMPARED TO CAPITAL BUDGET
For the Year Ended October 31, 2006

	<u>Project Authorization</u>	<u>Expenditures</u>		<u>Balance of Incomplete Projects</u>
		<u>Prior Years</u>	<u>Current Year</u>	
Construction projects:				
Regional Branch 38,000 Sq. Ft.	\$ 5,117,000	\$1,398,333	\$309,147	\$3,409,520
Regional Branch 10,000 Sq. Ft.	1,018,000	152,220	540,285	325,495
Regional Branch 12,000 Sq. Ft.	<u>1,165,000</u>	<u>-</u>	<u>260</u>	<u>1,164,740</u>
	<u>\$ 7,300,000</u>	<u>\$1,550,553</u>	<u>\$849,692</u>	<u>\$4,899,755</u>

LAFAYETTE CITY-PARISH CONSOLIDATED GOVERNMENT
LAFAYETTE, LOUISIANA
CAPITAL PROJECTS FUNDS
2001 PARISH GENERAL OBLIGATION BONDS FUND

SCHEDULE OF EXPENDITURES COMPARED TO CAPITAL BUDGET
For the Year Ended October 31, 2006

	Project Authorization	Expenditures		Balance of Incomplete Projects
		Prior Years	Current Year	
Street projects:				
Simcoe Street Corridor	\$ 800,000	\$ 155,323	\$ -	\$ 644,677
Bridge Improvements -				
Argus Road	64,649	64,384	265	-
LaNeuville Road	200,000	121,192	73,638	5,170
Landry Road	1,374,060	102,276	36,334	1,235,450
West Congress	48,000	19,343	15,751	12,906
Beltway (LA 92 at Hwy. 90)	305,000	-	265,200	39,800
Roads - New Construction -				
Phase I-B1	177,000	850	8,896	167,254
Phase II	29,000	-	610	28,390
Phase I-A	905,800	672,083	233,308	409
Phase I-B	655,500	589,634	1,848	64,018
	<u>\$ 4,559,009</u>	<u>\$1,725,085</u>	<u>\$ 635,850</u>	<u>\$2,198,074</u>
Drainage projects:				
Coulee Ile Des Cannes -				
Lateral 7	\$ 470,000	\$ -	\$ 263,620	\$ 206,380
Webb Coulee - Terry Drive	300,000	27,651	-	272,349
Wadsworth/Longfellow Drainage				
Improvements	300,000	40,385	50,179	209,436
Cypress Bayou	100,000	98,160	57	1,783
Edith Bayou	400,000	71,049	445	328,506
Ile Des Cannes - Phase V/				
Rch VI	5,045,726	1,109,284	107,449	3,828,993
Shenandoah Subdivision				
Drainage Improvements	500,000	33,447	-	466,553
	<u>\$ 7,115,726</u>	<u>\$1,379,976</u>	<u>\$ 421,750</u>	<u>\$5,314,000</u>
Building projects:				
Parish Recreation Improvements	\$ 383,000	\$ 321,612	\$ 35,718	\$ 25,670
Lafayette Parish Courthouse				
Improvements	500,000	288,467	62,334	149,199
Parish Jail Facility				
Improvements	2,226,149	2,224,111	-	2,038
	<u>\$ 3,109,149</u>	<u>\$2,834,190</u>	<u>\$ 98,052</u>	<u>\$ 176,907</u>
	<u>\$ 14,783,884</u>	<u>\$5,939,251</u>	<u>\$1,155,652</u>	<u>\$7,688,981</u>

LAFAYETTE CITY-PARISH CONSOLIDATED GOVERNMENT
LAFAYETTE, LOUISIANA
CAPITAL PROJECTS FUNDS
2003 PARISH GENERAL OBLIGATION BONDS FUND

SCHEDULE OF EXPENDITURES COMPARED TO CAPITAL BUDGET
For the Year Ended October 31, 2006

	Project Authorization	Expenditures		Balance of Incomplete Projects
		Prior Years	Current Year	
Drainage projects:				
Parish Drainage Improvements Wadsworth/Longfellow	\$ 1,950,000	\$ -	\$ -	\$1,950,000
Drainage Improvements	1,005,000	-	39,283	965,717
Steiner Road Drainage	395,000	90,132	2,649	302,219
Cypress Bayou	<u>300,000</u>	<u>20,833</u>	<u>106,607</u>	<u>172,560</u>
	<u>\$ 3,650,000</u>	<u>\$ 110,965</u>	<u>\$148,539</u>	<u>\$3,390,496</u>
Road projects:				
New Road Construction - Phase II	\$ 357,000	\$ 5,443	\$ 32,715	\$ 318,842
Reconstruction/Resurfacing - Phase II	2,500,000	2,289,262	172,301	38,437
Landry Road	155,940	-	21,810	134,130
La Neuville Road	<u>3,100,000</u>	<u>-</u>	<u>78,349</u>	<u>3,021,651</u>
	<u>\$ 6,112,940</u>	<u>\$2,294,705</u>	<u>\$305,175</u>	<u>\$3,513,060</u>
Building projects:				
Parish Courthouse Improvements	\$ 1,000,000	\$ -	\$ -	\$1,000,000
Parish Jail Facility Improvements	2,958,783	2,958,120	-	663
Parish Recreation Improvements	<u>663,176</u>	<u>212,525</u>	<u>328,742</u>	<u>121,909</u>
	<u>\$ 4,621,959</u>	<u>\$3,170,645</u>	<u>\$328,742</u>	<u>\$1,122,572</u>
	<u>\$ 14,384,899</u>	<u>\$5,576,315</u>	<u>\$782,456</u>	<u>\$8,026,128</u>

LAFAYETTE CITY-PARISH CONSOLIDATED GOVERNMENT
LAFAYETTE, LOUISIANA
CAPITAL PROJECTS FUNDS
2005 PARISH GENERAL OBLIGATION BONDS FUND

SCHEDULE OF EXPENDITURES COMPARED TO CAPITAL BUDGET
For the Year Ended October 31, 2006

	<u>Project Authorization</u>	<u>Expenditures</u>		<u>Balance of Incomplete Projects</u>
		<u>Prior Years</u>	<u>Current Year</u>	
Building projects:				
Regional Branch -				
South	\$ 8,394,000	\$ -	\$ -	\$ 8,394,000
North	2,583,000	-	436,948	2,146,052
West	832,000	-	-	832,000
Main Library Renovations	<u>2,641,000</u>	<u>-</u>	<u>5,406</u>	<u>2,635,594</u>
	<u>\$ 14,450,000</u>	<u>\$ -0-</u>	<u>\$442,354</u>	<u>\$14,007,646</u>

LAFAYETTE CITY-PARISH CONSOLIDATED GOVERNMENT
LAFAYETTE, LOUISIANA

COMBINING STATEMENT OF NET ASSETS
NONMAJOR ENTERPRISE FUNDS
October 31, 2006

ASSETS	Environmental Services Disposal	Animal Control Shelter	Total Nonmajor Enterprise Funds
CURRENT ASSETS			
Cash	\$ 200	\$ 5,253	\$ 5,453
Investments	-	129,379	129,379
Accrued interest receivable	-	1,070	1,070
Accounts receivable, net	2,254,973	11,520	2,266,493
Due from other funds	276	-	276
Total current assets	<u>\$ 2,255,449</u>	<u>\$ 147,222</u>	<u>\$2,402,671</u>
NONCURRENT ASSETS			
Capital assets:			
Land	\$ 3,147,688	\$ -	\$3,147,688
Buildings and site improvements, net	172,033	10,776	182,809
Equipment, net	304,131	112,458	416,589
Total noncurrent assets	<u>\$ 3,623,852</u>	<u>\$ 123,234</u>	<u>\$3,747,086</u>
Total assets	<u>\$ 5,879,301</u>	<u>\$ 270,456</u>	<u>\$6,149,757</u>
LIABILITIES AND NET ASSETS			
CURRENT LIABILITIES			
Cash overdraft	\$ 576,629	\$ -	\$ 576,629
Accounts payable	1,331,016	9,565	1,340,581
Accrued salaries and benefits	17,009	8,527	25,536
Deferred revenue	-	2,000	2,000
Due to other funds	-	20,692	20,692
Accrued compensated absences	37,766	11,263	49,029
Total current liabilities	<u>\$ 1,962,420</u>	<u>\$ 52,047</u>	<u>\$2,014,467</u>
NONCURRENT LIABILITIES			
Accrued compensated absences	\$ 37,299	\$ -0-	\$ 37,299
Total liabilities	<u>\$ 1,999,719</u>	<u>\$ 52,047</u>	<u>\$2,051,766</u>
NET ASSETS			
Invested in capital assets, net of related debt	\$ 3,623,852	\$ 123,234	\$3,747,086
Unrestricted	255,730	95,175	350,905
Total net assets	<u>\$ 3,879,582</u>	<u>\$ 218,409</u>	<u>\$4,097,991</u>
Total liabilities and net assets	<u>\$ 5,879,301</u>	<u>\$ 270,456</u>	<u>\$6,149,757</u>

LAFAYETTE CITY-PARISH CONSOLIDATED GOVERNMENT
LAFAYETTE, LOUISIANA

COMBINING STATEMENT OF REVENUES, EXPENSES, AND
CHANGES IN FUND NET ASSETS
NONMAJOR ENTERPRISE FUNDS

For the Year Ended October 31, 2006

	Environmental Services Disposal	Animal Control Shelter	Total Nonmajor Enterprise Funds
Operating revenues:			
Charges for services	\$ 8,732,275	\$ 237,109	\$8,969,384
Miscellaneous	248,559	3	248,562
Total operating revenues	<u>\$ 8,980,834</u>	<u>\$ 237,112</u>	<u>\$9,217,946</u>
Operating expenses:			
Production, collection and cost of services	\$ 8,184,107	\$ 650,900	\$8,835,007
Administrative and general	402,984	233,215	636,199
Depreciation	120,390	31,324	151,714
Total operating expenses	<u>\$ 8,707,481</u>	<u>\$ 915,439</u>	<u>\$9,622,920</u>
Operating income (loss)	<u>\$ 273,353</u>	<u>\$ (678,327)</u>	<u>\$ (404,974)</u>
Nonoperating revenues (expenses):			
Investment earnings	\$ -	\$ 7,819	\$ 7,819
Gain (loss) on disposal of assets (net)	(80,211)	(1,120)	(81,331)
Other	-	10,517	10,517
Total nonoperating revenues (expenses)	<u>\$ (80,211)</u>	<u>\$ 17,216</u>	<u>\$ (62,995)</u>
Income (loss) before contributions and transfers	\$ 193,142	\$ (661,111)	\$ (467,969)
Capital contributions	804	75,257	76,061
Transfers in	-	585,854	585,854
Change in net assets	\$ 193,946	\$ -0-	\$ 193,946
Net assets, beginning	<u>3,685,636</u>	<u>218,409</u>	<u>3,904,045</u>
Net assets, ending	<u>\$ 3,879,582</u>	<u>\$ 218,409</u>	<u>\$4,097,991</u>

LAFAYETTE CITY-PARISH CONSOLIDATED GOVERNMENT
LAFAYETTE, LOUISIANA

COMBINING STATEMENT OF CASH FLOWS
NONMAJOR ENTERPRISE FUNDS
For the Year Ended October 31, 2006

	Environmental Services Disposal	Animal Control Shelter	Total Nonmajor Enterprise Funds
CASH FLOWS FROM OPERATING ACTIVITIES			
Receipts from customers	\$ 8,416,871	\$ 238,588	\$ 8,655,459
Payments to suppliers for goods and services	(6,653,688)	(223,371)	(6,877,059)
Payments to employees and for employee related costs	(810,052)	(424,571)	(1,234,623)
Internal activity - payments to other funds	(203,632)	(253,133)	(456,765)
Other receipts	248,283	12,521	260,804
Net cash provided (used) by operating activities	\$ 997,782	\$ (649,966)	\$ 347,816
CASH FLOWS FROM NONCAPITAL FINANCING ACTIVITIES			
Decrease in cash overdraft	\$ (997,782)	\$ -	\$ (997,782)
Transfers in	-	498,133	498,133
Net cash provided (used) by noncapital financing activities	\$ (997,782)	\$ 498,133	\$ (499,649)
CASH FLOWS FROM INVESTING ACTIVITIES			
Interest earnings	\$ -	\$ 8,399	\$ 8,399
Sales of investments	-	142,557	142,557
Net cash provided by investing activities	\$ -0-	\$ 150,956	\$ 150,956
Net decrease in cash and cash equivalents	\$ -0-	\$ (877)	\$ (877)
Balances, beginning of the year	200	6,130	6,330
Balances, end of the year	\$ 200	\$ 5,253	\$ 5,453

(continued)

LAFAYETTE CITY-PARISH CONSOLIDATED GOVERNMENT
LAFAYETTE, LOUISIANA

COMBINING STATEMENT OF CASH FLOWS (CONTINUED)
NONMAJOR ENTERPRISE FUNDS
For the Year Ended October 31, 2006

	Environmental Services Disposal	Animal Control Shelter	Total Nonmajor Enterprise Funds
RECONCILIATION OF OPERATING INCOME (LOSS) TO NET CASH PROVIDED (USED) BY OPERATING ACTIVITIES			
Operating income (loss)	\$ 273,353	\$ (678,327)	\$ (404,974)
Adjustments to reconcile operating income (loss) to net cash provided (used) by operating activities:			
Depreciation	120,390	31,324	151,714
Provision for bad debts	6,863	-	6,863
Other	-	10,517	10,517
Change in assets and liabilities:			
Receivables	(216,816)	1,479	(215,337)
Due from other funds	(276)	-	(276)
Accounts and other payables	814,268	(14,959)	799,309
Net cash provided (used) by operating activities	<u>\$ 997,782</u>	<u>\$ (649,966)</u>	<u>\$ 347,816</u>
Noncash investing, capital and financing activities:			
Capital assets contributed	<u>\$ 804</u>	<u>\$ 75,257</u>	<u>\$ 76,061</u>
Decrease in fair value of investments	<u>\$ -0-</u>	<u>\$ (160)</u>	<u>\$ (160)</u>
Loss on disposal of capital assets	<u>\$ (80,211)</u>	<u>\$ (1,120)</u>	<u>\$ (81,331)</u>

LAFAYETTE CITY-PARISH CONSOLIDATED GOVERNMENT
LAFAYETTE, LOUISIANA

COMBINING STATEMENT OF NET ASSETS
INTERNAL SERVICE FUNDS
October 31, 2006

ASSETS	<u>Central Vehicle Maintenance</u>	<u>Central Printing</u>
CURRENT ASSETS		
Cash	\$ 85,310	\$ 1,066
Investments	2,182,484	24,745
Accrued interest receivable	18,049	205
Inventories, net	145,655	28,972
Accounts receivable, net	1,311	6,943
Due from other funds	-	-
Prepaid items	-	72,852
Total current assets	<u>\$ 2,432,809</u>	<u>\$ 134,783</u>
NONCURRENT ASSETS		
Capital assets:		
Buildings, net	\$ 252,402	\$ -
Equipment, net	148,227	112,991
Total noncurrent assets	<u>\$ 400,629</u>	<u>\$ 112,991</u>
Total assets	<u>\$ 2,833,438</u>	<u>\$ 247,774</u>
LIABILITIES AND NET ASSETS		
CURRENT LIABILITIES		
Cash overdraft	\$ -	\$ -
Accounts payable	117,979	3,710
Accrued salaries and benefits	27,619	2,575
Unpaid claims liability	-	-
Capital lease payable	-	17,104
Accrued compensated absences	104,334	5,976
Total current liabilities	<u>\$ 249,932</u>	<u>\$ 29,365</u>
NONCURRENT LIABILITIES		
Claims payable	\$ -	\$ -
Capital lease payable	-	81,292
Accrued compensated absences	70,949	30,333
Total noncurrent liabilities	<u>\$ 70,949</u>	<u>\$ 111,625</u>
Total liabilities	<u>\$ 320,881</u>	<u>\$ 140,990</u>
NET ASSETS		
Invested in capital assets, net of related debt	\$ 400,629	\$ 14,595
Unrestricted (deficit)	2,111,928	92,189
Total net assets	<u>\$ 2,512,557</u>	<u>\$ 106,784</u>
Total liabilities and net assets	<u>\$ 2,833,438</u>	<u>\$ 247,774</u>

<u>Self- Insurance</u>	<u>Group Hospital- ization</u>	<u>Total</u>
\$ 63,802	\$ 500	\$ 150,678
1,633,666	2,221,135	6,062,030
13,511	18,369	50,134
-	-	174,627
174,922	108,661	291,837
839	144,183	145,022
-	-	72,852
<u>\$ 1,886,740</u>	<u>\$ 2,492,848</u>	<u>\$ 6,947,180</u>
\$ -	\$ -	\$ 252,402
-	-	261,218
<u>\$ -0-</u>	<u>\$ -0-</u>	<u>\$ 513,620</u>
<u>\$ 1,886,740</u>	<u>\$ 2,492,848</u>	<u>\$ 7,460,800</u>
\$ -	\$ 374,699	\$ 374,699
143,299	27,063	292,051
-	4,566	34,760
3,423,333	1,185,841	4,609,174
-	-	17,104
-	-	110,310
<u>\$ 3,566,632</u>	<u>\$ 1,592,169</u>	<u>\$ 5,438,098</u>
\$ 5,486,371	\$ -	\$ 5,486,371
-	-	81,292
-	-	101,282
<u>\$ 5,486,371</u>	<u>\$ -0-</u>	<u>\$ 5,668,945</u>
<u>\$ 9,053,003</u>	<u>\$ 1,592,169</u>	<u>\$11,107,043</u>
\$ -	\$ -	\$ 415,224
(7,166,263)	900,679	(4,061,467)
<u>\$ (7,166,263)</u>	<u>\$ 900,679</u>	<u>\$ (3,646,243)</u>
<u>\$ 1,886,740</u>	<u>\$ 2,492,848</u>	<u>\$ 7,460,800</u>

LAFAYETTE CITY-PARISH CONSOLIDATED GOVERNMENT
LAFAYETTE, LOUISIANA

COMBINING STATEMENT OF REVENUES, EXPENSES, AND
CHANGES IN FUND NET ASSETS
INTERNAL SERVICE FUNDS

For the Year Ended October 31, 2006

	<u>Central Vehicle Maintenance</u>	<u>Central Printing</u>
Operating revenues:		
Charges for services	\$ 5,901,994	\$ 376,921
Miscellaneous	5,994	-
Total operating revenues	<u>\$ 5,907,988</u>	<u>\$ 376,921</u>
Operating expenses:		
Cost of services rendered	\$ 5,388,741	\$ 360,005
Depreciation	90,005	8,685
Total operating expenses	<u>\$ 5,478,746</u>	<u>\$ 368,690</u>
Operating income (loss)	<u>\$ 429,242</u>	<u>\$ 8,231</u>
Nonoperating revenues (expenses):		
Investment earnings	\$ 80,025	\$ 612
Interest expense	-	(644)
Gain (loss) on disposal of assets (net)	<u>(810)</u>	<u>-</u>
Total nonoperating revenues (expenses)	<u>\$ 79,215</u>	<u>\$ (32)</u>
Income (loss) before contributions and transfers	\$ 508,457	\$ 8,199
Capital contributions	<u>26,692</u>	<u>-</u>
Change in net assets	\$ 535,149	\$ 8,199
Net assets, beginning	<u>1,977,408</u>	<u>98,585</u>
Net assets, ending	<u>\$ 2,512,557</u>	<u>\$ 106,784</u>

<u>Self- Insurance</u>	<u>Group Hospital- ization</u>	<u>Total</u>
\$ 4,365,643	\$15,810,613	\$26,455,171
<u>1,053,959</u>	<u>872,575</u>	<u>1,932,528</u>
<u>\$ 5,419,602</u>	<u>\$16,683,188</u>	<u>\$28,387,699</u>
\$10,265,027	\$13,180,030	\$29,193,803
<u>-</u>	<u>-</u>	<u>98,690</u>
<u>\$10,265,027</u>	<u>\$13,180,030</u>	<u>\$29,292,493</u>
<u>\$ (4,845,425)</u>	<u>\$ 3,503,158</u>	<u>\$ (904,794)</u>
\$ 109,821	\$ 213,883	\$ 404,341
<u>-</u>	<u>-</u>	<u>(644)</u>
<u>-</u>	<u>-</u>	<u>(810)</u>
<u>\$ 109,821</u>	<u>\$ 213,883</u>	<u>\$ 402,887</u>
\$ (4,735,604)	\$ 3,717,041	\$ (501,907)
<u>-</u>	<u>-</u>	<u>26,692</u>
\$ (4,735,604)	\$ 3,717,041	\$ (475,215)
<u>(2,430,659)</u>	<u>(2,816,362)</u>	<u>(3,171,028)</u>
<u>\$ (7,166,263)</u>	<u>\$ 900,679</u>	<u>\$ (3,646,243)</u>

LAFAYETTE CITY-PARISH CONSOLIDATED GOVERNMENT
LAFAYETTE, LOUISIANA

COMBINING STATEMENT OF CASH FLOWS
INTERNAL SERVICE FUNDS
For the Year Ended October 31, 2006

	Central Vehicle Maintenance	Central Printing
CASH FLOWS FROM OPERATING ACTIVITIES		
Receipts from insured	\$ -	\$ -
Receipts from customers	5,901,317	379,066
Payments to suppliers for goods and services	(4,191,259)	(248,788)
Payments to employees and for employee related costs	(1,445,773)	(113,929)
Payments for claims	-	-
Other receipts	5,994	-
Net cash provided (used) by operating activities	<u>\$ 270,279</u>	<u>\$ 16,349</u>
CASH FLOWS FROM NONCAPITAL FINANCING ACTIVITIES		
Decrease in cash overdraft	<u>\$ -0-</u>	<u>\$ -0-</u>
CASH FLOWS FROM CAPITAL AND RELATED FINANCING ACTIVITIES		
Principal payments on capital lease	\$ -	\$ (1,367)
Interest paid	-	(644)
Net cash used by capital and related financing activities	<u>\$ -0-</u>	<u>\$ (2,011)</u>
CASH FLOWS FROM INVESTING ACTIVITIES		
Interest earnings	\$ 62,450	\$ 503
Sales (purchases) of investments	(263,882)	(13,968)
Net cash provided (used) by investing activities	<u>\$ (201,432)</u>	<u>\$ (13,465)</u>
Net increase in cash and cash equivalents	\$ 68,847	\$ 873
Balances, beginning of the year	<u>16,463</u>	<u>193</u>
Balances, end of the year	<u>\$ 85,310</u>	<u>\$ 1,066</u>
RECONCILIATION OF OPERATING INCOME (LOSS) TO NET CASH PROVIDED (USED) BY OPERATING ACTIVITIES		
Operating income (loss)	\$ 429,242	\$ 8,231
Adjustments to reconcile operating income (loss) to net cash provided (used) by operating activities:		
Depreciation	90,005	8,685
Change in assets and liabilities:		
Receivables	(676)	2,146
Due from other funds	-	-
Due from component units	-	-
Inventories	91,144	(6,519)
Prepaid items	-	3,559
Accounts and other payables	(339,436)	247
Net cash provided (used) by operating activities	<u>\$ 270,279</u>	<u>\$ 16,349</u>
Noncash investing, capital and financing activities:		
Capital assets contributed	<u>\$ 26,692</u>	<u>\$ -0-</u>
Increase (decrease) in fair value of investments	<u>\$ 11,096</u>	<u>\$ (30)</u>
Financed capital assets	<u>\$ -0-</u>	<u>\$ 99,763</u>

<u>Self- Insurance</u>	<u>Group Hospital- ization</u>	<u>Total</u>
\$ 4,492,856	\$16,050,893	\$20,543,749
-	-	6,280,383
(3,232,187)	(1,797,612)	(9,469,846)
-	(204,432)	(1,764,134)
(2,825,432)	(12,811,384)	(15,636,816)
381,696	1,565,876	1,953,566
<u>\$ (1,183,067)</u>	<u>\$ 2,803,341</u>	<u>\$ 1,906,902</u>
<u>\$ -0-</u>	<u>\$ (777,719)</u>	<u>\$ (777,719)</u>
\$ -	\$ -	\$ (1,367)
-	-	(644)
<u>\$ -0-</u>	<u>\$ -0-</u>	<u>\$ (2,011)</u>
\$ 95,144	\$ 198,243	\$ 356,340
1,128,151	(2,223,865)	(1,373,564)
<u>\$ 1,223,295</u>	<u>\$ (2,025,622)</u>	<u>\$ (1,017,224)</u>
\$ 40,228	\$ -0-	\$ 109,948
23,574	500	40,730
<u>\$ 63,802</u>	<u>\$ 500</u>	<u>\$ 150,678</u>
\$ (4,845,425)	\$ 3,503,158	\$ (904,794)
-	-	98,690
(155,541)	681,466	527,395
127,359	124,267	251,626
-	127,848	127,848
-	-	84,625
-	-	3,559
<u>3,690,540</u>	<u>(1,633,398)</u>	<u>1,717,953</u>
<u>\$ (1,183,067)</u>	<u>\$ 2,803,341</u>	<u>\$ 1,906,902</u>
<u>\$ -0-</u>	<u>\$ -0-</u>	<u>\$ 26,692</u>
<u>\$ 17,813</u>	<u>\$ (2,731)</u>	<u>\$ 26,148</u>
<u>\$ -0-</u>	<u>\$ -0-</u>	<u>\$ 99,763</u>

LAFAYETTE CITY-PARISH CONSOLIDATED GOVERNMENT
LAFAYETTE, LOUISIANA
COMPONENT UNITS
CRIMINAL COURT FUND

BALANCE SHEET
GOVERNMENTAL FUND
October 31, 2006

ASSETS

Cash	\$	100
Due from primary government		1,240,880
Due from other governmental agencies		<u>259,635</u>
Total assets		<u>\$1,500,615</u>

LIABILITIES

Cash overdraft	\$1,401,492
Accounts payable	47,485
Accrued liabilities	<u>51,638</u>
Total liabilities	<u>\$1,500,615</u>

LAFAYETTE CITY-PARISH CONSOLIDATED GOVERNMENT
LAFAYETTE, LOUISIANA
COMPONENT UNITS
CRIMINAL COURT FUND

RECONCILIATION OF THE GOVERNMENTAL FUND BALANCE SHEET
TO THE STATEMENT OF NET ASSETS
October 31, 2006

Total fund balance - governmental fund	\$ -
Total net assets reported for governmental activities in the statement of net assets is different because:	
Capital assets used in governmental activities are not financial resources and therefore are not reported in the funds. Those assets consist of -	
Furniture and equipment, net of \$78,780	
accumulated depreciation	<u>57,714</u>
Net assets of governmental activities	<u>\$ 57,714</u>

LAFAYETTE CITY-PARISH CONSOLIDATED GOVERNMENT
LAFAYETTE, LOUISIANA
COMPONENT UNITS
CRIMINAL COURT FUND

BUDGETARY COMPARISON SCHEDULE
For the Year Ended October 31, 2006

	Original Budget	Final Budget	Actual	Variance With Final Budget Positive (Negative)
Revenues:				
Charges for services	\$ 29,700	\$ 29,700	\$ 34,952	\$ 5,252
Fines and forfeits	607,400	653,400	725,298	71,898
Miscellaneous	<u>921,783</u>	<u>937,082</u>	<u>908,786</u>	<u>(28,296)</u>
Total revenues	<u>\$ 1,558,883</u>	<u>\$ 1,620,182</u>	<u>\$ 1,669,036</u>	<u>\$ 48,854</u>
Expenditures:				
Current -				
General government	\$ 3,018,250	\$ 3,079,549	\$ 2,908,361	\$ 171,188
Capital outlay	<u>1,554</u>	<u>1,554</u>	<u>1,554</u>	<u>-</u>
Total expenditures	<u>\$ 3,019,804</u>	<u>\$ 3,081,103</u>	<u>\$ 2,909,915</u>	<u>\$ 171,188</u>
Excess (deficiency) of revenues over expenditures	\$ (1,460,921)	\$ (1,460,921)	\$ (1,240,879)	\$ 220,042
Other financing sources:				
Transfers from primary government	<u>1,460,921</u>	<u>1,460,921</u>	<u>1,240,879</u>	<u>(220,042)</u>
Net change in fund balance	\$ -0-	\$ -0-	\$ -0-	\$ -0-
Fund balance, beginning	<u>-</u>	<u>-</u>	<u>-</u>	<u>-</u>
Fund balance, ending	<u><u>\$ -0-</u></u>	<u><u>\$ -0-</u></u>	<u><u>\$ -0-</u></u>	<u><u>\$ -0-</u></u>

LAFAYETTE CITY-PARISH CONSOLIDATED GOVERNMENT
LAFAYETTE, LOUISIANA
COMPONENT UNITS
CRIMINAL COURT FUND

RECONCILIATION OF THE STATEMENT OF REVENUES, EXPENDITURES, AND
CHANGES IN FUND BALANCE OF THE GOVERNMENTAL FUND TO
THE STATEMENT OF ACTIVITIES
For the Year Ended October 31, 2006

Net change in fund balance - governmental fund		\$ -
The change in net assets reported for governmental activities in the statement of activities is different because:		
Governmental funds report capital outlays as expenditures. However, in the statement of activities the cost of those assets is allocated over their estimated useful lives and is reported as depreciation expense.		
Capital outlay	\$ 1,554	
Depreciation expense	<u>(9,474)</u>	<u>(7,920)</u>
Change in net assets of governmental activities		<u>\$ (7,920)</u>

LAFAYETTE CITY-PARISH CONSOLIDATED GOVERNMENT
LAFAYETTE, LOUISIANA

STATEMENT OF REVENUES, EXPENSES, AND CHANGES IN
FUND NET ASSETS
UTILITIES SYSTEM FUND

For the Year Ended October 31, 2006


	<u>Electric</u>	<u>Water</u>	<u>Sewer</u>
Operating revenues:			
General customers	\$ 63,739,541	\$ 9,989,580	\$18,879,331
Municipality	708,102	111,276	133,611
Sales to other public utilities	6,927,781	-	-
Other sales to public authorities	3,411,516	2,229,511	626,250
Interdepartmental sales	1,207,315	63,055	24,329
Fuel clause adjustment	96,956,233	-	-
Miscellaneous	2,651,115	725,826	246,976
Total operating revenues	<u>\$175,601,603</u>	<u>\$13,119,248</u>	<u>\$19,910,497</u>
Operating expenses:			
Production and collection	\$111,159,042	\$ 3,677,056	\$ 2,628,547
Distribution and treatment	10,368,682	1,560,315	5,128,815
Network expenses	-	-	-
Customers' accounting and collecting	2,899,652	1,008,161	922,966
Sales promotion expenses	47,426	-	-
Administrative and general	8,249,150	2,727,701	3,324,377
Transfers to City in lieu of taxes	9,992,251	2,664,600	3,830,363
Amortization of utilities plant acquisition adjustments	1,760,395	-	-
Depreciation	9,826,737	2,313,601	3,090,484
Total operating expenses	<u>\$154,303,335</u>	<u>\$13,951,434</u>	<u>\$18,925,552</u>
Operating income (loss)	<u>\$ 21,298,268</u>	<u>\$ (832,186)</u>	<u>\$ 984,945</u>
Nonoperating revenues (expenses):			
Investment earnings			
Interest expense			
Amortization of debt discount			
Other, net			
Total nonoperating revenues (expenses)			
Income before contributions and transfers			
Capital contributions			
Transfers out			
Change in net assets			
Net assets, beginning			
Net assets, ending			

<u>Fiber</u>	<u>Total</u>
\$1,741,647	\$ 94,350,099
-	952,989
-	6,927,781
-	6,267,277
-	1,294,699
-	96,956,233
2,492	3,626,409
<u>\$1,744,139</u>	<u>\$210,375,487</u>
\$ -	\$117,464,645
-	17,057,812
230,571	230,571
77,350	4,908,129
-	47,426
351,246	14,652,474
166,537	16,653,751
-	1,760,395
441,819	15,672,641
<u>\$1,267,523</u>	<u>\$188,447,844</u>
<u>\$ 476,616</u>	<u>\$ 21,927,643</u>
	\$ 4,211,171
	(4,611,156)
	98,133
	<u>(979,393)</u>
	\$ (1,281,245)
	\$ 20,646,398
	95,608
	<u>(9,401)</u>
	\$ 20,732,605
	<u>424,277,002</u>
	<u>\$445,009,607</u>

This page intentionally left blank.

COMPLIANCE AND INTERNAL CONTROL
AND
OTHER GRANT INFORMATION

This page intentionally left blank.



BROUSSARD, POCHÉ, LEWIS & BREAUX, L.L.P.
CERTIFIED PUBLIC ACCOUNTANTS

4112 West Congress
P.O. Box 61400
Lafayette, Louisiana 70596-1400
phone: (337) 988-4930
fax: (337) 984-4574
www.bplb.com

Other Offices:

Crowley, LA
(337) 783-5693

Opelousas, LA
(337) 942-5217

Abbeville, LA
(337) 898-1497

New Iberia, LA
(337) 364-4554

Church Point, LA
(337) 684-2855

Herbert Lemoine II, CPA*
Frank A. Stagno, CPA*
Scott J. Broussard, CPA*
L. Charles Abshire, CPA*
P. John Blanchet, III, CPA*
Craig C. Babineaux, CPA*
Peter C. Borrello, CPA*
George J. Trappey, III, CPA*
Martha B. Wyatt, CPA*
Fayette T. Dupré, CPA*
Mary A. Castille, CPA*
Joey L. Breaux, CPA*
Terrel P. Dressel, CPA*
Craig J. Viator, CPA*
Stacey E. Singleton, CPA*
John L. Istre, CPA*

Retired:

Sidney L. Broussard, CPA 1925-2005
Leon K. Poché, CPA 1984
James H. Breaux, CPA 1987
Erma R. Walton, CPA 1988
George A. Lewis, CPA* 1992
Geraldine J. Wimberley, CPA* 1995
Lawrence A. Cramer, CPA* 1999
Ralph Friend, CPA* 2002
Donald W. Kelley, CPA* 2005

*Members of American Institute of
Certified Public Accountants
Society of Louisiana Certified
Public Accountants*

* A Professional Accounting Corporation

REPORT ON INTERNAL CONTROL OVER FINANCIAL REPORTING
AND ON COMPLIANCE AND OTHER MATTERS BASED ON AN AUDIT
OF FINANCIAL STATEMENTS PERFORMED IN ACCORDANCE
WITH GOVERNMENT AUDITING STANDARDS

To the Lafayette City-Parish
Council of Lafayette, Louisiana

We have audited the accompanying financial statements of the governmental activities, the business-type activities, the aggregate discretely presented component units, each major fund, and the aggregate remaining fund information of the Lafayette City-Parish Consolidated Government, as of and for the year ended October 31, 2006, and have issued our report thereon dated March 30, 2007. We conducted our audit in accordance with auditing standards generally accepted in the United States of America and the standards applicable to financial audits contained in Government Auditing Standards, issued by the Comptroller General of the United States.

Internal Control Over Financial Reporting

In planning and performing our audit, we considered the Government's internal control over financial reporting in order to determine our auditing procedures for the purpose of expressing our opinions on the financial statements and not to provide an opinion on the internal control over financial reporting. However, we noted certain matters involving the internal control over financial reporting and its operation that we consider to be reportable conditions. Reportable conditions involve matters coming to our attention relating to significant deficiencies in the design or operation of the internal control over financial reporting that, in our judgment, could adversely affect the Government's ability to initiate, record, process and report financial data consistent with the assertions of management in the financial statements. The reportable conditions are described in the accompanying schedule of findings and questioned costs as items #2006-1 through #2006-4 and #2006-6.

A material weakness is a condition in which the design or operation of one or more of the internal control components does not reduce to a relatively low level the risk that misstatements in amounts that would be material in relation to the financial statements being audited may occur and not be detected within a timely period by employees in the normal course of performing their assigned functions. Our consideration of the internal control over financial reporting would not necessarily disclose all matters in the internal control that might be reportable conditions and, accordingly, would not necessarily disclose all reportable conditions that are also considered to be material weaknesses. However, we consider all of the reportable conditions to be material weaknesses.


Compliance and Other Matters

As part of obtaining reasonable assurance about whether the Government's financial statements are free of material misstatement, we performed tests of its compliance with certain provisions of laws, regulations, contracts and grant agreements, noncompliance with which could have a direct and material effect on the determination of financial statement amounts. However, providing an opinion on compliance with those provisions was not an objective of our audit and, accordingly, we do not express such an opinion. The results of our tests disclosed an instance of noncompliance or other matters that is required to be reported under Government Auditing Standards and which is described in the accompanying schedule of findings and questioned costs as item #2006-5.

This report is intended for the information of management, federal awarding agencies and pass-through entities. However, this report is a matter of public record and its distribution is not limited.

Broussard, Poche, Lewis & Bureau, L.L.P.

Lafayette, Louisiana
March 30, 2007



BROUSSARD, POCHÉ, LEWIS & BREAUX, L.L.P.
CERTIFIED PUBLIC ACCOUNTANTS

4112 West Congress
P.O. Box 61400
Lafayette, Louisiana 70596-1400
phone: (337) 988-4930
fax: (337) 984-4574
www.bplb.com

Other Offices:

Crowley, LA
(337) 783-5693

Opelousas, LA
(337) 942-5217

Abbeville, LA
(337) 898-1497

New Iberia, LA
(337) 364-4554

Church Point, LA
(337) 684-2855

Herbert Lemoine II, CPA*
Frank A. Stagno, CPA*
Scott J. Broussard, CPA*
L. Charles Abshire, CPA*
P. John Blanchet, III, CPA*
Craig C. Babineaux, CPA*
Peter C. Borrello, CPA*
George J. Trappey, III, CPA*
Martha B. Wyatt, CPA*
Fayette T. Dupré, CPA*
Mary A. Castille, CPA*
Joey L. Breaux, CPA*
Terrel P. Dressel, CPA*
Craig J. Viator, CPA*
Stacey E. Singleton, CPA*
John L. Istre, CPA*

Retired:

Sidney L. Broussard, CPA 1925-2005
Leon K. Poché, CPA 1984
James H. Breaux, CPA 1987
Erma R. Walton, CPA 1988
George A. Lewis, CPA* 1992
Geraldine J. Wimberley, CPA* 1995
Lawrence A. Cramer, CPA* 1999
Ralph Friend, CPA* 2002
Donald W. Kelley, CPA* 2005

*Members of American Institute of
Certified Public Accountants
Society of Louisiana Certified
Public Accountants*

* A Professional Accounting Corporation

REPORT ON COMPLIANCE WITH REQUIREMENTS APPLICABLE
TO EACH MAJOR PROGRAM AND INTERNAL CONTROL OVER
COMPLIANCE IN ACCORDANCE WITH OMB CIRCULAR A-133

To the Lafayette City-Parish
Council of Lafayette, Louisiana

Compliance

We have audited the compliance of Lafayette City-Parish Consolidated Government with the types of compliance requirements described in the U.S. Office of Management and Budget (OMB) Circular A-133 Compliance Supplement that are applicable to each of its major federal programs for the year ended October 31, 2006. The Government's major federal programs are identified in the summary of auditors' results section of the accompanying schedule of findings and questioned costs. Compliance with the requirements of laws, regulations, contracts and grants applicable to each of its major federal programs is the responsibility of the Government's management. Our responsibility is to express an opinion on the Government's compliance based on our audit.

We conducted our audit of compliance in accordance with auditing standards generally accepted in the United States of America; the standards applicable to financial audits contained in Government Auditing Standards, issued by the Comptroller General of the United States; and OMB Circular A-133, "Audits of States, Local Governments and Non-Profit Organizations." Those standards and OMB Circular A-133 require that we plan and perform the audit to obtain reasonable assurance about whether noncompliance with the types of compliance requirements referred to above that could have a direct and material effect on a major federal program occurred. An audit includes examining, on a test basis, evidence about Lafayette City-Parish Consolidated Government's compliance with those requirements and performing such other procedures as we considered necessary in the circumstances. We believe that our audit provides a reasonable basis for our opinion. Our audit does not provide a legal determination of Lafayette City-Parish Consolidated Government's compliance with those requirements.

In our opinion, Lafayette City-Parish Consolidated Government complied, in all material respects, with the requirements referred to above that are applicable to each of its major federal programs for the year ended October 31, 2006. However, the results of our auditing procedures disclosed instances of noncompliance with those requirements that are required to be reported in accordance with OMB Circular A-133 and which are described in the accompanying schedule of findings and questioned costs as items #2006-7 and #2006-8.

Internal Control Over Compliance

The management of Lafayette City-Parish Consolidated Government is responsible for establishing and maintaining effective internal control over compliance with requirements of laws, regulations, contracts and grants applicable to federal programs. In planning and performing our audit, we considered Lafayette City-Parish Consolidated Government's internal control over compliance with requirements that could have a direct and material effect on a major federal program in order to determine our auditing procedures for the purpose of expressing our opinion on compliance and to test and report on internal control over compliance in accordance with OMB Circular A-133.

We noted a certain matter involving the internal control over compliance and its operation that we consider to be a reportable condition. Reportable conditions involve matters coming to our attention relating to significant deficiencies in the design or operation of the internal control over compliance that, in our judgment, could adversely affect Lafayette City-Parish Consolidated Government's ability to administer a major federal program in accordance with applicable requirements of laws, regulations, contracts and grants. The reportable condition is described in the accompanying schedule of findings and questioned costs as item #2006-7.

A material weakness is a condition in which the design or operation of one or more of the internal control components does not reduce to a relatively low level the risk that noncompliance with applicable requirements of laws, regulations, contracts and grants that would be material in relation to a major federal program being audited may occur and not be detected within a timely period by employees in the normal course of performing their assigned functions. Our consideration of the internal control over compliance would not necessarily disclose all matters in the internal control that might be reportable conditions and, accordingly, would not necessarily disclose all reportable conditions that are also considered to be material weaknesses. However, we believe the reportable condition described above is a material weakness.

This report is intended for the information of management, federal awarding agencies and pass-through entities. However, this report is a matter of public record and its distribution is not limited.

Broussard, Poche, Lewis & Breaux, L.L.P.

Lafayette, Louisiana
March 30, 2007

LAFAYETTE CITY-PARISH CONSOLIDATED GOVERNMENT
LAFAYETTE, LOUISIANA

SCHEDULE OF FINDINGS AND QUESTIONED COSTS
Year Ended October 31, 2006

Section I. Summary of Auditors' Results

Financial Statements

Type of auditors' report issued: unqualified.

Internal control over financial reporting:

- | | | |
|---|----------------|--------------------------|
| • Material weakness identified? | <u> X </u> Yes | <u> </u> No |
| • Reportable conditions identified that are not considered to be material weaknesses? | <u> </u> Yes | <u> X </u> None Reported |

Noncompliance material to financial statements noted?	<u> X </u> Yes	<u> </u> No
---	----------------	---------------

Federal Awards

Internal control over major programs:

- | | | |
|---|----------------|---------------|
| • Material weaknesses identified? | <u> X </u> Yes | <u> </u> No |
| • Reportable conditions identified that are not considered to be material weaknesses? | <u> </u> Yes | <u> X </u> No |

Type of auditors' report issued on compliance for major programs: unqualified.

Any audit findings disclosed that are required to be reported in accordance with Section 510(a) of Circular A-133?	<u> X </u> Yes	<u> </u> No
--	----------------	---------------

Identification of major programs:

<u>CFDA Number</u>	<u>Name of Federal Program</u>
17.258, 17.259, 17.260	Local Workforce Investment Act
20.507	Federal Transit Formula Grants
97.036	Public Assistance Grants

Dollar threshold used to distinguish between type A and type B programs: \$396,469.

Auditee qualified as low-risk auditee? Yes X No

Section II. Financial Statement Findings

#2006-1 Vehicle Maintenance Inventory

Finding: A physical inventory was taken at year end by the Government. We observed the count and selected 25 items to test count to compare to the Government's count. After counting, we agreed our count to the amount counted by the Government. All amounts agreed without exception. However, when we received the final inventory listing at year end, one of the items we counted did not agree to the listing. We could not obtain an explanation for the difference.

In addition, we tested the unit price calculation for each of the items selected, as noted above, by agreeing the unit price to the most recent invoice. Thirteen of the items did not agree and for two items we could not obtain the appropriate invoice because the vendor could not be identified. Because the balance of the inventory is well below our materiality threshold for the opinion unit, we were able to accept the value.

Recommendation: The inventory listing needs to be reconciled to the year end count and all variances from actual physical accounts should be explained. In addition, the unit pricing calculation needs to be reviewed and to find out how and the why the system is not calculating the unit prices correctly and actions taken to insure more accurate data.

Management Response: The inventory errors noted above were the result of keypunch errors into the system. Vehicle Maintenance has been short staffed for a number of months, which has caused errors to occur. The office and vehicle repair shop are now fully staffed. New procedures are being immediately implemented to prevent errors from occurring with the inventory. Parts clerks will only wait on one mechanic at a time to avoid work order confusion. No one other than Parts clerks will be allowed in the inventory area. One person has been assigned to process and keypunch inventory information. These changes will prevent the finding from reoccurring.

#2006-2 Transit Deposits

Finding: A report (Daily Farebox Revenue Balance Sheet) of the bus fare revenue based on the farebox collections is now submitted to accounting along with the deposit slip for reconciliation purposes. We selected one month in order to test whether the two are being reconciled/agreed to each other. For the month selected, there were several days where the two did not agree nor were they reconciled.

Recommendation: The differences between the machine counts and actual remittances need to be investigated and explained. Procedures should be refined to ensure that the report and the deposit amount agree in the future.

Management Response: LCG personnel have been directed to ensure that the daily reported cash is reconciled with the bank deposits. Any differences will be investigated and explained in writing. In a brief review of the reports, it is thought that some of the differences in the month reviewed by the auditors were caused by bent coins that were accurately counted but then not sent to the bank. Personnel are also reviewing all reports for typographical errors.

#2006-3 Heymann Performing Arts Center (HPACC) Reserve Fund

Finding: Again this year, the amount available to be transferred to the General Fund, the net operating revenues of HPACC as computed by HPACC personnel, does not agree to the amount available according to the accounting records. This year the amount available is \$32,951 less than the amount calculated by HPACC personnel.

Recommendation: The Government should determine the reason the amount available at year end, according to the HPACC calculation, does not agree to the general ledger balance. It would appear that additional controls or further segregation of employee responsibilities should be considered.

Management Response: The differences noted appear to be the result of the HPACC generated income statement not balancing to the accounting records. HPACC staff will work with accounting to resolve this issue. In addition, these reports will be balanced twice a year and any discrepancies will be researched.

#2006-4 Waivers of Fees

Finding: In order to waive fees at HPACC for a non-LCG event, there are required procedures in place for any waiver request to be submitted to the legal department to ensure that it is not in conflict with State statutes. If it is not in conflict, the legal department will also inform HPACC management whether the request requires Council approval or whether it can be handled administratively. There were several non-LCG events during the year where fees were waived. Based on the supporting documentation provided to us, there were no opinions provided by the legal department regarding potential conflicts with State statutes or a recommendation as to how the waiver should be handled. All requests were handled administratively.

In addition, a discount of \$15,000 was given for a golf tournament held at the Wetlands Golf Course. It appears that this did not go through the legal department or to the Council for approval. It was instead handled administratively.

Recommendation: We recommend that LCG follow its established procedure for both HPACC and other events of requiring any waiver of a fee request to be handled through the legal department to ensure it is not in violation of a State statute and also to determine how the request needs to be handled.

Management Response: Staff has been made aware of the established policies and requirements with regard to waivers of fees. HPACC personnel will follow the established policies in place for waiver of fees. The \$15,000 discount for the golf tournament was granted because, at the time of the event, the construction of the golf course was not completed as anticipated. Because the clubhouse and restaurant were not operational, tournament organizers were required to rent temporary facilities to accommodate their participants. Since the opening of the course, the adopted fee schedule is adhered to for all events.

#2006-5 Supreme Court Drug Program

Finding: When preparing the requests for reimbursement from the Supreme Court, the expenditures are broken down between federal clients and state clients based on the percentage of clients for each. However, because the administrative costs under the federal portion is limited to 10% of the total administrative costs, any excess over this amount is being added to the treatment category in order to maintain the percent calculated for each.

In addition, the program revenues earned are not being used to reduce the draw down of grant funds as required under the federal regulations. The 2005-2006 grant, which ended during the Government's 2006 year end, had a remaining balance of program revenue of \$21,754 which was transferred to the new program.

Recommendation: If administrative costs are truly limited to 10% of the total administrative expenditures, then it stands to reason that the total expenditures for the federal and state will not agree to the percent calculated. The difference should not be incorrectly added to a line item to make the percent work out in total. In addition, program revenues should be used before grant revenues as required by Federal law. If there is an exception to the law for this program, LCG should obtain a written document from the grantor which provides for this exception.

Management Response: In reviewing the administrative cost rules for the federal clients vs. state clients, the administrative costs are not limited to 10% of the total of administrative costs. Instead, the administrative costs are limited to 10% of the total federal client allocation. However, even using this rule, the draw downs are still being completed incorrectly. In speaking with the State granting authority, LCG has received conflicting information on how the limitation should be calculated and applied. LCG personnel will work with both State and Federal granting authorities to correct this and gain clarification of how the limitations should be calculated.

With regard to program income, the remaining \$21,754 will be spent in the next fiscal year or the grant draw down will be reduced. Going forward, no program income will be carried forward.

#2006-6 Utility Fund Billings For Services To Other Entities

Finding: When expenses are incurred that are going to be billed to another entity (non-customers) for services provided, the charges are properly accumulated in an accounts receivable account. However, at month end, all charges are reclassified to an expense account in the process of balancing the Utility Fund reports. The expense is not credited until the account is billed. This procedure resulted in a current year credit to the overhead line expense account in the amount of \$462,213 resulting from billings to other entities totaling \$615,380 recorded as accounts receivable in the current year for work that was performed in the prior year.

Recommendation: The procedures related to billings to other entities should be evaluated and revised as necessary to ensure that amounts due from other entities are properly recorded as accounts receivable at the time the charges are incurred. We believe that the charges should be accumulated in an account on the balance sheet and amounts billed be transferred to another receivable account. Amounts reclassified to expense should be reviewed and approved by appropriate personnel.

Management Response: Outdated processes causing an incorrect entry resulted in the error above. Accounting staff has thoroughly reviewed the processes and actions that led to this error. Changes have been implemented to ensure that the proper accounts receivables are recorded and maintained. There will be no amounts reclassified to expense. This finding will not re-occur.

Section III. Federal Award Findings and Questioned Costs

20.507 Federal Transit Formula Grant

#2006-7 Disadvantaged Business Enterprises (DBE)

Finding: Each year, Lafayette City-Parish Consolidated Government must set, as a goal, a percent of their expenditures that will be made to DBEs. They must then file semi-annual reports (Report of DBE Awards and Commitments) that indicate the actual percentage met. Once again this year, the reports were prepared incorrectly. This is a repeat finding.

Recommendation: The individual responsible for preparing the report should be trained on how to properly prepare the report.

Management Response: The Small Business Coordinator intended to receive training on DBE regulations through the National Training Institute for reporting DBE Awards in 2006. Unfortunately, the trainings were infrequent and either had no openings or the location where training was held was cost prohibitive. As of this writing, the position has been vacant for nearly four months. LCG personnel will work to set better reporting processes in regards to both Federal Transit Administration and Federal Highway Administration monies.

97.036 Public Assistance Grants

#2006-8 Allowable Costs

Finding: In testing project worksheets, we noted where the amount claimed for the medicare fringe benefit was calculated at the wrong rate resulting in LCG claiming \$18,666 more than what should have been claimed.

Recommendation: The error in the project worksheet should be discussed with the grantor to determine proper disposition.

Management Response: This finding relates to Hurricane Rita claims that were prepared by FEMA and LCG personnel. LCG will contact the State OEP and will make arrangements to return the funds as appropriate. This finding will not re-occur.

LAFAYETTE CITY-PARISH CONSOLIDATED GOVERNMENT
LAFAYETTE, LOUISIANA

SCHEDULE OF PRIOR FINDINGS
Year Ended October 31, 2006

Section I. Internal Control and Compliance Material to the Financial Statements

#2005-1 Vehicle Maintenance Inventory

Recommendation: Input errors need to be corrected and an accurate inventory listing produced on a quarterly basis.

Current Status: Personnel are continuing to research and correct differences. However, a similar finding is reported at #2006-1.

#2005-2 Billings to Other Agencies

Recommendation: The general ledger should be monitored closer to ensure that all money owed the Government is billed and collected in a timely manner.

Current Status: The finding is resolved.

#2005-3 Animal Shelter Deposits

Recommendation: Deposits should be made on a timely basis and properly reflected in the general ledger.

Current Status: This finding is resolved.

#2005-4 Transit Deposits

Recommendation: Procedures should be established requiring the deposit to be verified by the Government, with the bank, at the time of deposit. Also, if a correction notice is sent to Accounting, it should be reported to the appropriate individual for follow up and resolution.

Current Status: In the original management response to this finding, it was noted that the small differences seen were thought to be the result of a faulty coin counter. All balancing procedures were reviewed and several areas of concern were found. (1) Bent coins were being counted as part of the deposit but being left in the coin counter tray. All coins are now deposited and recorded. (2) Electronic farebox cash collection reports and physical counts were not being properly reconciled to the deposit slips. A "Daily Farebox Revenue Balance Sheet" has been implemented. This report is used to reconcile the cash collected by bus to the amount recorded as collected by the farebox. Cash overages and shortages are being

recorded when appropriate. However, this balancing procedure is not finalized; as there are problems with how the electronic fareboxes record and upload cash collection information. The farebox vendor is being brought in to help resolve these issues and they are currently being worked on. It is the goal of transit to have these problems resolved in the next 60 days. Deposits are being monitored by both Accounting and Transit. Finding is repeated at #2006-2.

#2005-5 Credit Card Payments

Recommendation: Payments for credit cards should be paid based on receipts, not statements.

Current Status: This finding has been resolved. All Lafayette Consolidated Government Card Holders have been notified of the proper documentation that must accompany all credit card payment requests. Accounting personnel are closely reviewing payment requests. The cardholder is reimbursing late fees and finance charges if incurred.

#2005-6 Criminal Justices Support Services

Recommendation: The information should be periodically reconciled and always reconciled at year end. In addition, the problems causing it to not be reconcilable at year end should be identified and appropriate action taken to rectify it.

Current Status: It has been determined that the reports run from the database were done so using the wrong parameters. The reports relevant to the October 31, 2005 revenues were re-run and were reconciled to within \$160. A review of the current year's data has been done and several input errors have been identified. These are being corrected and the database information will reconcile to the General Ledger. Support Services personnel are being trained in the proper methods to input information to the system and to run reports. This finding is not expected to reoccur.

#2005-7 Heymann Performing Arts Center (HPACC) Reserve Fund

Recommendation: Deferred revenue should be reconciled to a listing of ticket sales of upcoming events on a monthly basis and an effort should be made to determine the reason deferred revenue did not reconcile at year end. The Government should also determine the reason accounts payable are not clearing and the reason the amount available at year end, according to HPACC information, again does not agree to the general ledger.

Current Status: (1) HPACC staff has developed a spreadsheet to track deferred revenue. This will be provided to Accounting for verification shortly. (2) Accounting and HPACC personnel are working together to reconcile these accounts. HPACC reconciliations have been provided to Accounting, where they are now being researched and

correcting entries made. These accounts are expected to reflect accurate current balances at October 31, 2006. (3) With the resolution of the other areas, it is felt that this problem will be resolved as the HPACC records match those recorded in the Accounting records. However, again this year, HPACC's calculation of amount available to transfer at year end does not agree to the general ledger balance. Finding is repeated at #2006-3.

#2005-8 Work Orders

Recommendation: Procedures need to be established to ensure that work orders capitalized and depreciated include only capitalizable amounts.

Current Status: Following discussions with the auditors, items whose capital nature was questioned are now being budgeted in the operations and maintenance budget, therefore the charges for those questioned projects should now follow and be recorded appropriately. Follow-up coaching was conducted with appropriate personnel to reinforce correct coding of payments. The Accounting Division continues to monitor capital payments for incorrect coding.

Section II. Internal Control and Compliance Material to Federal Awards

20.507 Federal Transit Formula Grant

#2005-9 Disadvantaged Business Enterprises (DBE)

Recommendation: The individual responsible for preparing the report should be trained on how to properly prepare the report.

Current Status: In the original management response, the new Small Business Coordinator was going to attend training on the DBE regulations during the 2005/2006 fiscal year. However, training through the National Transit Institute is not available until January 2007. The Coordinator will attend training at that time. A similar finding is reported in the current year at #2006-7.

#2005-10 Suspension and Debarment Certification

Recommendation: Procedures should be established to ensure that this grant requirement is complied with in the future.

Current Status: For all FTA funded projects, a checklist has been placed in each folder detailing all of the required forms and is being verified at contract execution and after each time a file is checked out. These procedures will prevent the above finding from reoccurrence. This finding is resolved.

97.036 Public Assistance Grants

#2005-11 Cash Management

Recommendation: The Government needs to determine how much interest was earned on this money and allocate it to the Fund in order to comply with the regulations.

Current Status: Interest is being correctly allocated to the Hurricane Katrina fund. A calculation of all interest earned on the fund was done from September 2005 through April 2006. This amount was remitted to the State as required and a schedule of quarterly payments going forward was done. All quarterly payments are current and the next interest payment due is November 20, 2006. This finding is resolved.

Section III. Management Letter

The prior year's report did not include a management letter.

This page intentionally left blank.

LAFAYETTE CITY-PARISH CONSOLIDATED GOVERNMENT
LAFAYETTE, LOUISIANA

SUPPLEMENTARY SCHEDULE OF EXPENDITURES OF FEDERAL AWARDS
Year Ended October 31, 2006

Federal Grantor/Pass-Through Grantor/Program Title	CFDA Number	Federal Assistance I.D. Number	Pass- Through Grantor's Number
DIRECT PROGRAMS:			
U.S. Department of Housing and Urban Development - Community Development Block Grant:			
Entitlement Grant	14.218	B-03-MC-22-0003	N/A
	14.218	B-04-MC-22-0003	N/A
	14.218	B-05-MC-22-0003	N/A
	14.218	B-06-MC-22-0003	N/A
 Housing Counseling Grant	 14.802	 HC05-0898-023	 N/A
 H.O.M.E. Investment Partnership Program			
	14.239	M-00-MC-22-0202	N/A
	14.239	M-01-MC-22-0202	N/A
	14.239	M-02-MC-22-0202	N/A
	14.239	M-03-MC-22-0202	N/A
	14.239	M-04-MC-22-0202	N/A
	14.239	M-05-MC-22-0202	N/A
	14.239	M-06-MC-22-0202	N/A
 U.S. Department of Transportation and Development - Federal Transit Formula Grants			
	20.507	LA-90-X277	N/A
	20.507	LA-90-X242	N/A
	20.507	LA-03-0065	N/A
	20.507	LA-90-X265	N/A
	20.507	LA-90-X286	N/A
 U.S. Department of Justice - Local Law Enforcement Block Grant			
	16.592	2003-LB-BX-1146	N/A
	16.592	2004-LB-BX-1034	N/A
 Community Oriented Policing Service			
	16.	2004CKWX0196	N/A

<u>Current Year Expenditures</u>	<u>Amount Provided to Subrecipients</u>
\$ 43,009	\$ -
56,538	-
1,271,300	-
87,110	-
<u>\$ 1,457,957</u>	<u>\$ -0-</u>
<u>\$ 20,000</u>	<u>\$ -0-</u>
\$ 6	\$ -
8,259	-
60,156	-
91,433	-
450,033	-
471,088	92,667
6,862	-
<u>\$ 1,087,837</u>	<u>\$ 92,667</u>
\$ 11,602	\$ -
15,192	-
17,208	-
32,016	-
1,265,469	-
<u>\$ 1,341,487</u>	<u>\$ -0-</u>
\$ 3,256	\$ -
23,837	-
<u>\$ 27,093</u>	<u>\$ -0-</u>
<u>\$ 5,171</u>	<u>\$ -0-</u>

(continued)

LAFAYETTE CITY-PARISH CONSOLIDATED GOVERNMENT
LAFAYETTE, LOUISIANA

SUPPLEMENTARY SCHEDULE OF EXPENDITURES OF FEDERAL AWARDS (CONTINUED)
Year Ended October 31, 2006

Federal Grantor/Pass-Through Grantor/Program Title	CFDA Number	Federal Assistance I.D. Number	Pass- Through Grantor's Number
DIRECT PROGRAMS (CONTINUED):			
U.S. Department of Justice (continued) -			
Drug Enforcement Administration	16. 16.	N/A N/A	N/A N/A
Violence Against Women	16.588	2005-CW-AX-0014	N/A
U.S. Department of Homeland Security -			
Operation Slot	97.	-	-
PASS-THROUGH PROGRAMS:			
U.S. Department of Housing and Urban Development -			
Louisiana Department of Social Services:			
Emergency Shelter Grant	14.231 14.231	N/A N/A	624061 610773
U.S. Department of Labor -			
State Department of Labor:			
Local Workforce Investment Act -			
Adult Program	17.258	N/A	00/04LWIA41-1-B
Youth Activities	17.259	N/A	00/04LWIA41-1-B
Dislocated Workers National Reserve -	17.260 17.260	N/A N/A	00/04LWIA41-1-B -
Hurricane Katrina	17.260	N/A	474601856 633691
Incentive Grant	17.267	N/A	

<u>Current Year Expenditures</u>	<u>Amount Provided to Subrecipients</u>
\$ 13,889	\$ -
2,379	-
<u>\$ 16,268</u>	<u>\$ -0-</u>
<u>\$ 61,767</u>	<u>\$ -0-</u>
<u>\$ 4,998</u>	<u>\$ -0-</u>
\$ 103,425	\$ 91,925
34,222	34,222
<u>\$ 137,647</u>	<u>\$ 126,147</u>
<u>\$ 527,534</u>	<u>\$ -0-</u>
<u>\$ 310,865</u>	<u>\$ -0-</u>
\$ 310,042	\$ -
2,059,039	-
684,775	-
<u>\$ 3,053,856</u>	<u>\$ -0-</u>
<u>\$ 39,285</u>	<u>\$ -0-</u>

(continued)

LAFAYETTE CITY-PARISH CONSOLIDATED GOVERNMENT
LAFAYETTE, LOUISIANA

SUPPLEMENTARY SCHEDULE OF EXPENDITURES OF FEDERAL AWARDS (CONTINUED)
Year Ended October 31, 2006

Federal Grantor/Pass-Through Grantor/Program Title	CFDA Number	Federal Assistance I.D. Number	Pass- Through Grantor's Number
PASS-THROUGH PROGRAMS (CONTINUED):			
U.S. Department of Transportation - Federal Highway Administration:			
Highway Planning and Construction	20.205	HP-T021 (024)	700-28-0208
	20.205	PL-0011 (029)	736-28-0040
	20.205	PL-0011 (030)	736-28-0045
Compensatory Mitigation	20.	0090 (801)	450-05-0034/ 700-24-0063
Section 402 Funds	20.600	N/A	PT 06-13-00
	20.600	N/A	SA 06-9-00
	20.600	N/A	PT 06-40-95
	20.600	N/A	PT 07-22-00
Federal Transit Administration:			
Metropolitan Planning Grants	20.505	LA-80-X0115	741-28-0001
	20.505	LA-80-X0115	741-28-0002
Job Access Reverse Commute Grant	20.516	LA-37-X011	737-28-0001
U.S. Department of Justice - Louisiana Commission of Law Enforcement and Administration of Criminal Justice:			
Project Safe Neighborhoods	16.609	N/A	F03-8-003
Byrne Grant	16.579	N/A	B03-4012
	16.579	N/A	2005-OJ-BX-0813
U.S. Department of Homeland Security - Louisiana Commission of Law Enforcement and Administration of Criminal Justice:			
Law Enforcement Terrorism Prevention Program	97.038	N/A	X04-4-017

<u>Current Year Expenditures</u>	<u>Amount Provided to Subrecipients</u>
\$ 535	\$ -
136,503	-
88,151	-
<u>\$ 225,189</u>	<u>\$ -0-</u>
<u>\$ 10,095</u>	<u>\$ -0-</u>
\$ 63,833	\$ -
34,649	-
4,384	-
6,427	-
<u>\$ 109,293</u>	<u>\$ -0-</u>
\$ 20,358	\$ -
5,710	-
<u>\$ 26,068</u>	<u>\$ -0-</u>
<u>\$ 153,500</u>	<u>\$ -0-</u>
<u>\$ 35,865</u>	<u>\$ -0-</u>
\$ 20,909	\$ -
280,218	167,486
<u>\$ 301,127</u>	<u>\$ 167,486</u>
<u>\$ 5,772</u>	<u>\$ -0-</u>

(continued)

LAFAYETTE CITY-PARISH CONSOLIDATED GOVERNMENT
LAFAYETTE, LOUISIANA

SUPPLEMENTARY SCHEDULE OF EXPENDITURES OF FEDERAL AWARDS (CONTINUED)
Year Ended October 31, 2006

Federal Grantor/Pass-Through Grantor/Program Title	CFDA Number	Federal Assistance I.D. Number	Pass- Through Grantor's Number
PASS-THROUGH PROGRAMS (CONTINUED):			
U.S. Department of Homeland Security (continued) - State of Louisiana Military Department:			
Public Assistance Grants	97.036	FEMA-1607-DR-LA	N/A
	97.036	FEMA-1603-DR-LA	N/A
Hazard Mitigation Grant	97.039	N/A	PDM 02-055-0001
Louisiana Commission on Law Enforcement: Homeland Security Grant Program			
	97.069	N/A	X05-4-020
U.S. Department of Education - Louisiana Department of Education:			
Drug-Free Schools and Communities Act of 1986	84.186	N/A	602073
	84.186	N/A	640713
U.S. Department of Agriculture - Louisiana Department of Education:			
National School Lunch Program	10.555	N/A	-
U.S. Department of Health and Human Services - Louisiana Department of Labor:			
Temporary Assistance for Needy Families/Strategies to Empower People	93.558	N/A	-
Louisiana Department of Health and Human Services: Temporary Assistance for Needy Families			
	93.558	N/A	-

<u>Current Year Expenditures</u>	<u>Amount Provided to Subrecipients</u>
\$ 924,034	\$ -
<u>3,083,236</u>	<u>3,049,977</u>
\$ 4,007,270	\$ 3,049,977
<u>\$ 9,375</u>	<u>\$ -0-</u>
<u>\$ 7,124</u>	<u>\$ -0-</u>
\$ 42,039	\$ -
<u>18,711</u>	<u>-</u>
\$ 60,750	\$ -0-
<u>\$ 37,507</u>	<u>\$ -0-</u>
<u>\$ 43,445</u>	<u>\$ -0-</u>
<u>\$ 91,473</u>	<u>\$ -0-</u>
<u>\$ 13,215,618</u>	<u>\$ 3,436,277</u>

LAFAYETTE CITY-PARISH CONSOLIDATED GOVERNMENT
LAFAYETTE, LOUISIANA

NOTES TO SCHEDULE OF EXPENDITURES OF FEDERAL AWARDS
For the Year Ended October 31, 2006

Note 1. Basis of Presentation

The accompanying schedule of expenditures of federal awards includes the federal grant activity of Lafayette Consolidated Government and is presented on the modified accrual basis of accounting and the accrual basis, as appropriate, which is described in Note 1 of the Financial Statements of the Government's financial statements. The information in this schedule is presented in accordance with the requirements of OMB Circular A-133, "Audits of States, Local Governments, and Non-Profit Organizations." Therefore, some amounts presented in this schedule may differ from amounts presented in, or used in the preparation of, the basic financial statements.

Note 2. Relationship to Financial Statements

Federal awards revenues are reported in Lafayette Consolidated Government's financial statements as follows:

Major Governmental Funds:	
General Fund	\$ 378,638
Sales Tax Capital Improvements Fund	220,814
Other Governmental Funds:	
Municipal Transit System	1,418,969
Community Development Block Grant	1,477,957
Emergency Shelter Grant	137,647
Drug-Free Schools Grant	60,750
Housing Rehabilitation Program Grant	1,087,837
LCLE Project Safe Neighborhoods Grant	35,865
F.H.W.A. Planning Grant No. 700-28-0208	535
F.H.W.A. Planning Grant No. 736-28-0040	136,503
F.H.W.A. Planning Grant No. 736-28-0045	88,151
F.T.A. Planning Grant No. 741-28-0001	20,358
F.T.A. Planning Grant No. 741-28-0002	5,710
Local Workforce Investment Act Grant	3,974,985
Drug Court Program Grant	91,473
Juvenile Detention Home Maintenance	37,507
Trans - MPO Safe Community Grant	34,649
Hurricane Katrina	3,083,236
Hurricane Rita	332,170
Major Proprietary Fund -	
Utilities System	<u>591,864</u>
 Total	 <u>\$13,215,618</u>

OTHER SUPPLEMENTARY DATA

LAFAYETTE CITY-PARISH CONSOLIDATED GOVERNMENT
LAFAYETTE, LOUISIANA

SUMMARY OF AD VALOREM TAX
ASSESSMENTS AND COLLECTIONS - CITY OF LAFAYETTE
Year Ended October 31, 2006

	<u>Total</u>	<u>City General Fund *</u>	<u>Recreation and Parks Fund</u>
Total assessed valuation -			
2005 roll:			
Original roll	\$826,791,044		
Additions to roll	1,253,248		
Deletions from roll	<u>(2,610,431)</u>		
Net roll	<u>\$825,433,861</u>		
Millage	<u>17.81 mills</u>	<u>15.95 mills</u>	<u>1.86 mills</u>
Taxes levied	\$ 14,700,982	\$ 13,165,674	\$ 1,535,308
Collection of prior year taxes	<u>62,264</u>	<u>54,637</u>	<u>7,627</u>
	\$ 14,763,246	\$ 13,220,311	\$ 1,542,935
Taxes collected	<u>14,694,566</u>	<u>13,158,804</u>	<u>1,535,762</u>
Taxes receivable -			
2005 roll	\$ 68,680	\$ 61,507	\$ 7,173
Taxes receivable -			
Prior years' rolls	<u>353,240</u>	<u>306,918</u>	<u>46,322</u>
Total taxes receivable, October 31, 2006	<u>\$ 421,920</u>	<u>\$ 368,425</u>	<u>\$ 53,495</u>
* General alimony tax	5.42 mills		
Street maintenance tax	1.25 mills		
Maintenance of public buildings tax	1.10 mills		
Maintenance and operation of fire and police departments	8.18 mills		

This page intentionally left blank.

LAFAYETTE CITY-PARISH CONSOLIDATED GOVERNMENT
LAFAYETTE, LOUISIANA

SUMMARY OF AD VALOREM TAX
ASSESSMENTS AND COLLECTIONS - LAFAYETTE PARISH
Year Ended October 31, 2006

	<u>Total</u>	<u>Parish General Fund</u>	<u>Road and Bridge Maintenance</u>	<u>Parishwide Drainage Maintenance</u>	<u>Adult Correctional Facility Maintenance</u>
2005 roll:					
Total assessed valuation	\$1,288,587,140				
Homestead exemption	<u>(295,643,875)</u>				
Net assessed value	<u>\$ 992,943,265</u>				
Millage	<u>29.02</u>	<u>4.57</u>	<u>4.01</u>	<u>3.34</u>	<u>1.98</u>
Taxes levied	\$ 26,293,642	\$ 2,017,334	\$ 3,981,681	\$ 3,316,356	\$ 1,965,833
Taxes collected	<u>26,140,519</u>	<u>2,006,942</u>	<u>3,957,533</u>	<u>3,296,868</u>	<u>1,954,431</u>
Taxes receivable, October 31, 2006	<u>\$ 153,123</u>	<u>\$ 10,392</u>	<u>\$ 24,148</u>	<u>\$ 19,488</u>	<u>\$ 11,402</u>

<u>Lafayette Parish Public Library</u>	<u>Courthouse and Jail Maintenance</u>	<u>Juvenile Detention Home Maintenance</u>	<u>Health Unit Maintenance</u>	<u>Debt Service Contingency</u>	<u>Mosquito Control</u>
<u>6.35</u>	<u>2.25</u>	<u>1.13</u>	<u>.99</u>	<u>2.90</u>	<u>1.50</u>
\$ 6,305,093	\$ 2,234,037	\$ 1,121,760	\$ 982,722	\$ 2,879,462	\$ 1,489,364
<u>6,267,998</u>	<u>2,220,944</u>	<u>1,115,408</u>	<u>977,215</u>	<u>2,862,550</u>	<u>1,480,630</u>
<u>\$ 37,095</u>	<u>\$ 13,093</u>	<u>\$ 6,352</u>	<u>\$ 5,507</u>	<u>\$ 16,912</u>	<u>\$ 8,734</u>

This page intentionally left blank.

STATISTICAL SECTION

LAFAYETTE CITY-PARISH CONSOLIDATED GOVERNMENT
LAFAYETTE, LOUISIANA

GENERAL GOVERNMENTAL EXPENDITURES BY FUNCTION (1)
Last Ten Fiscal Years

Fiscal Year	General Government	Public Safety	Streets and Drainage	Urban Redevelop - ment and Housing	Economic Opportunity
1997	\$ 17,469,562	\$ 21,276,497	\$ 9,588,005	\$ 2,159,424	\$ 1,663,438
1998	17,965,720	23,811,490	10,049,320	2,159,597	1,546,890
1999	81,898,208 (2)	25,695,137	11,139,205	2,430,647	1,870,137
2000	20,047,759	27,239,913	10,598,912	1,524,692	1,411,060
2001	20,055,479	26,574,447	10,927,340	1,070,556	1,392,425
2002	23,068,035	28,019,063	8,609,705	2,756,667	2,132,004
2003	26,335,389	30,290,645	15,186,178	2,942,997	1,735,180
2004	27,093,273	34,759,025	9,389,385	4,512,416	1,832,130
2005	28,063,850	37,540,149	9,376,098	3,472,687	2,009,931
2006	29,655,982	37,244,444	10,578,504	2,568,622	4,320,043

Notes:

- (1) All General, Special Revenue, and Debt Service Fund expenditures including capital outlays and net of reimbursements from other funds.
- (2) Includes \$61,988,341 of pension payments financed through the issuance of debt.

Table 1

<u>Culture and Recreation</u>	<u>Traffic and Transportation</u>	<u>Debt Service</u>	<u>Other</u>	<u>Total</u>
\$ 9,568,069	\$ 2,334,133	\$18,047,995	\$ 1,781,234	\$ 83,888,357
10,368,468	2,379,728	19,617,327	2,170,342	90,068,882
10,976,622	2,132,464	23,169,889	5,318,953	164,631,262
11,224,486	2,199,790	28,352,154	3,714,407	106,313,173
11,085,969	2,327,045	30,829,619	3,668,043	107,930,923
11,658,502	3,883,950	32,643,254	2,496,150	115,267,330
12,912,118	4,297,112	32,548,405	3,096,457	129,344,481
13,904,645	4,750,174	32,818,758	2,788,725	131,848,531
14,579,511	5,126,093	36,685,713	3,469,048	140,323,080
15,464,671	5,226,526	38,835,619	6,094,181	149,988,592

LAFAYETTE CITY-PARISH CONSOLIDATED GOVERNMENT
LAFAYETTE, LOUISIANA

GENERAL GOVERNMENTAL REVENUES BY SOURCE (1)
Last Ten Fiscal Years

<u>Year</u>	<u>Taxes</u>	<u>Licenses and Permits</u>	<u>Inter- governmental</u>
1997	\$ 66,915,382	\$ 4,795,096	\$ 11,339,689
1998	73,198,228	5,100,758	11,952,509
1999	72,233,803	2,986,916	14,620,597
2000	77,189,145	2,858,170	12,360,158
2001	79,066,782	2,783,230	10,023,691
2002	81,004,841	3,011,607	12,139,671
2003	88,767,501	3,389,517	16,181,118
2004	95,556,239	3,222,847	14,731,317
2005	102,947,731	3,796,346	14,853,522
2006	118,900,030	4,581,615	17,565,873

Notes:

- (1) Includes General, Special Revenue, and Debt Service Funds.
- (2) Includes investment income and other miscellaneous revenues.

Table 2

<u>Charges for Services</u>	<u>Fines and Forfeitures</u>	<u>In Lieu of Taxes</u>	<u>Miscellaneous (2)</u>	<u>Total</u>
\$ 9,955,947	\$ 1,257,261	\$10,098,678	\$ 4,380,744	\$108,742,797
10,087,694	1,362,985	9,991,808	5,757,330	117,451,312
8,896,768	1,494,184	14,190,874	4,747,560	119,170,702
9,322,716	1,349,233	14,828,023	6,409,994	124,317,439
9,244,755	1,414,956	14,200,000	7,620,249	124,353,663
10,313,072	1,526,591	17,339,534	4,193,060	129,528,376
10,350,953	1,316,924	16,175,884	3,083,380	139,265,277
10,491,269	1,626,563	16,440,803	5,570,315	147,639,353
10,794,224	1,805,183	16,370,372	5,747,223	156,314,601
12,102,789	2,006,482	16,687,779	7,838,142	179,682,710

LAFAYETTE CITY-PARISH CONSOLIDATED GOVERNMENT
LAFAYETTE, LOUISIANA

GENERAL GOVERNMENTAL TAX REVENUES BY SOURCE
Last Ten Fiscal Years

Fiscal Year	Ad Valorem Taxes		Interest and Penalty	Franchise Fees
	City	Parish		
1997	\$6,358,052	\$10,922,210	\$ 51,337	\$ 1,137,980
1998	6,629,828	12,435,688	47,172	1,012,261
1999	7,028,339	13,338,452	58,881	1,026,597
2000	7,344,952	14,421,223	72,057	1,207,159
2001	7,437,853	14,560,751	66,807	1,680,560
2002	7,755,458	14,958,529	76,884	1,598,499
2003	8,838,496	18,769,256	106,120	1,867,123
2004	12,744,436	21,147,743	108,950	1,920,719
2005	13,944,164	23,768,358	131,040	2,022,404
2006	14,694,566	26,331,881	148,486	2,142,010

Table 2A

Fire Insurance Rebate	Sales Taxes			Total
	City 1961 Sales Tax	City 1986 Sales Tax	Parish Sales Tax	
\$ 299,799	\$23,109,514	\$20,750,346	\$4,286,144	\$66,915,382
312,919	24,961,764	22,693,755	5,104,841	73,198,228
333,781	24,399,305	21,878,158	4,170,290	72,233,803
338,183	25,756,734	23,283,223	4,765,614	77,189,145
362,226	26,339,303	23,560,988	5,058,294	79,066,782
401,224	27,296,252	24,167,673	4,750,322	81,004,841
448,650	28,832,459	25,448,926	4,456,471	88,767,501
485,246	29,089,577	25,641,265	4,418,303	95,556,239
518,709	30,601,574	26,933,529	5,027,953	102,947,731
610,843	36,361,501	32,071,919	6,538,824	118,900,030

LAFAYETTE CITY-PARISH CONSOLIDATED GOVERNMENT
LAFAYETTE, LOUISIANA

PROPERTY TAX LEVIES AND COLLECTIONS
Last Ten Fiscal Years

City of Lafayette:

<u>Fiscal Year</u>	<u>Total Tax Levy</u>	<u>Current Tax Collections</u>	<u>Percent of Current Taxes Collected</u>
1997	\$ 6,241,261	\$ 6,203,847	99.40%
1998	6,653,932	6,606,469	99.29
1999	7,168,813	7,000,717	97.66
2000	7,303,763	7,251,777	99.29
2001	7,481,341	7,424,050	99.23
2002	7,736,435	7,695,846	99.48
2003	8,872,551	8,806,818	99.26
2004	12,761,664	12,714,444	99.63
2005	13,983,606	13,926,046	99.59
2006	14,700,982	14,632,302	99.53

Table 3

<u>Delinquent Tax Collections</u>	<u>Total Tax Collections</u>	<u>Percent of Total Tax Collections To Total Tax Levy</u>	<u>Outstanding Delinquent Taxes (1)</u>	<u>Percent of Delinquent Taxes To Total Tax Levy</u>
\$ 60,329	\$ 6,264,176	100.37%	\$236,624	3.79%
23,358	6,629,827	99.64	261,028	3.92
27,923	7,028,640	98.04	341,503	4.76
93,175	7,344,952	100.56	300,314	4.11
13,803	7,437,853	99.42	343,802	4.60
59,612	7,755,458	100.25	324,779	4.20
31,678	8,838,496	99.62	358,833	4.04
29,992	12,744,436	99.87	376,062	2.95
18,118	13,944,164	99.72	415,504	2.97
62,264	14,694,566	99.96	421,920	2.87

(continued)

LAFAYETTE CITY-PARISH CONSOLIDATED GOVERNMENT
LAFAYETTE, LOUISIANA

PROPERTY TAX LEVIES AND COLLECTIONS (CONTINUED)
Last Ten Fiscal Years

Lafayette Parish (Dollars in Thousands):

<u>Fiscal Year</u>	<u>Total Tax Levy</u>	<u>Current Tax Collections</u>	<u>Percent of Current Taxes Collected</u>	<u>Delinquent Tax Collections</u>	<u>Total Tax Collections</u>
1997	\$10,704	\$10,573	98.78%	\$ 213	\$10,786
1998	12,501	12,372	98.97	15	12,387
1999	13,440	13,191	98.15	51	13,242
2000	14,240	14,025	98.49	288	14,313
2001	14,761	14,455	97.93	37	14,492
2002	15,165	14,856	97.96	103	14,959
2003	19,115	18,686	97.76	83	18,769
2004	21,362	21,022	98.41	77	21,099
2005	23,784	23,538	98.97	135	23,673
2006	26,294	26,141	99.42	86	26,227

Note:

- (1) Includes unpaid taxes from prior years.

Table 3
(continued)

<u>Ratio of Total Tax Collections to Total Tax Levy</u>	<u>Outstanding Delinquent Taxes (1)</u>	<u>Ratio of Delinquent Taxes to Total Tax Levy</u>
100.77%	\$ 1,790	16.72%
99.09	1,904	15.23
98.53	2,102	15.64
100.51	2,029	14.25
98.18	2,298	15.57
98.64	2,504	16.51
98.19	2,850	14.91
98.77	3,113	14.57
99.53	3,224	13.56
99.75	3,291	12.52

This page intentionally left blank.

LAFAYETTE CITY-PARISH CONSOLIDATED GOVERNMENT
LAFAYETTE, LOUISIANA

ASSESSED AND ESTIMATED ACTUAL/REAL VALUE OF TAXABLE PROPERTY (1)
Last Ten Fiscal Years
(Dollars in Thousands)

City of Lafayette:

<u>Fiscal Year</u>	<u>Assessed Value (3)</u>	<u>Estimated Actual Value</u>	<u>Ratio of Assessed to Estimated Actual Value</u>
1997	\$ 471,750	N/A	N/A
1998	503,704	N/A	N/A
1999	542,680	N/A	N/A
2000	552,896	N/A	N/A
2001	584,023	N/A	N/A
2002	673,318	N/A	N/A
2003	692,626	N/A	N/A
2004	716,544	N/A	N/A
2005	785,155	N/A	N/A
2006	825,434	N/A	N/A

(continued)

LAFAYETTE CITY-PARISH CONSOLIDATED GOVERNMENT
LAFAYETTE, LOUISIANA

ASSESSED AND ESTIMATED ACTUAL/REAL VALUE OF PROPERTY (1) (CONTINUED)
Last Ten Fiscal Years
(Dollars in Thousands)

Lafayette Parish:

Fiscal Year	Real Property		Personal Property		Exemptions Real Property
	Assessed Value	Estimated Real Value (2)	Assessed Value	Estimated Real Value (2)	
1997	\$ 452,442	\$ 3,156,108	\$ 188,594	\$ 1,257,291	\$ 209,157
1998	471,290	3,492,063	265,622	1,770,813	216,680
1999	490,684	3,635,587	238,307	1,588,714	223,952
2000	510,253	4,020,794	258,503	1,723,362	232,534
2001	556,052	4,350,940	265,535	1,770,234	240,543
2002	678,536	5,278,331	338,258	1,845,045	269,516
2003	698,915	5,388,627	365,084	2,015,807	269,386
2004	724,473	5,556,708	382,389	2,139,969	275,859
2005	822,197	6,281,585	391,567	2,192,838	288,630
2006	870,583	6,633,842	418,004	2,357,952	295,644

Notes:

- (1) Does not include public service for Lafayette Parish.
- (2) Estimated real value are those values used by tax assessor in computing assessed value.
- (3) Assessed value is net after adjustments.

Table 4
(continued)

Assessed Value	Total Estimated Real Value (2)	Ratio of Total Assessed Value to Total Estimated Real Value
\$ 431,879	\$ 4,413,399	9.79%
520,232	5,262,876	9.88
505,039	5,224,301	9.67
536,222	5,744,156	9.34
581,044	6,121,174	9.49
747,278	7,123,376	10.49
794,613	7,404,434	10.73
831,003	7,696,677	10.80
925,134	8,474,423	10.92
992,943	8,991,794	11.04

LAFAYETTE CITY-PARISH CONSOLIDATED GOVERNMENT
LAFAYETTE, LOUISIANA

PROPERTY TAX RATES
(PER \$1,000 OF ASSESSED VALUE)
DIRECT AND OVERLAPPING GOVERNMENTS
Last Ten Fiscal Years

Fiscal Year	Lafayette City-Parish		
	City of Lafayette		
	Operating Millage	Debt Service Millage	Total City Millage
1997	9.93	3.28	13.21
1998	9.93	3.28	13.21
1999	13.21	-0-	13.21
2000	13.21	-0-	13.21
2001	12.81	-0-	12.81
2002	11.49	-0-	11.49
2003	12.81	-0-	12.81
2004	17.81	-0-	17.81
2005	17.81	-0-	17.81
2006	17.81	-0-	17.81

Table 5

<u>Consolidated Government</u>			<u>Lafayette Parish School Board</u>				
<u>Lafayette Parish</u>							
<u>Operating Millage</u>	<u>Debt Service Millage</u>	<u>Total Parish Millage</u>	<u>Operating Millage</u>	<u>Debt Service Millage</u>	<u>Total School Board Millage</u>	<u>Other</u>	<u>Total</u>
22.08	4.67	26.75	33.56	2.10	35.66	34.20	109.82
22.83	3.92	26.75	33.56	1.60	35.16	34.20	109.32
22.86	3.89	26.75	33.56	0.90	34.46	34.20	108.62
22.01	3.68	25.69	33.56	0.80	34.36	33.21	106.47
19.32	3.24	22.56	33.56	0.80	34.36	33.21	102.94
23.53	3.10	26.63	33.56	0.80	34.36	34.24	106.72
23.53	3.10	26.63	33.56	0.80	34.36	34.24	108.04
25.76	2.50	28.26	33.56	0.76	34.32	34.54	114.93
25.76	2.50	28.26	33.56	0.72	34.28	33.95	114.30
26.12	2.90	29.02	33.56	0.69	34.25	34.84	115.92

LAFAYETTE CITY-PARISH CONSOLIDATED GOVERNMENT
LAFAYETTE, LOUISIANA

PRINCIPAL TAXPAYERS - LAFAYETTE PARISH
October 31, 2006

Taxpayer	Type of Business	2006 Assessed Value	Percentage of Total Assessed Valuation
Bell South and Subsidiaries	Communications	\$ 28,173,240	2.19%
Stuller Settings, Inc.	Manufacturing	18,652,000	1.45%
Iberia Bank	Financial services	11,412,370	0.89%
Southwest LA Electric Co.	Utilities	11,198,720	0.87%
Wal-Mart/Sam's	Retail sales	10,589,780	0.82%
Baker Hughes Oilfield	Oilfield service	9,127,680	0.71%
Weatherford US LP, Inc.	Oilfield service	7,866,290	0.61%
Columbia Hospitals	Medical	7,292,400	0.57%
Petroleum Helicopters, Inc.	Oilfield service	7,217,000	0.56%
Halliburton Energy Services	Oilfield service	7,140,290	0.55%
		<u>\$118,669,770</u>	<u>9.22%</u>

LAFAYETTE CITY-PARISH CONSOLIDATED GOVERNMENT
LAFAYETTE, LOUISIANA

SPECIAL ASSESSMENT BILLINGS AND COLLECTIONS
Last Ten Fiscal Years

<u>Fiscal Year</u>	<u>Special Assessment Billings (1)</u>	<u>Special Assessments Earned</u>
1997	\$ 192,835	\$ 73,319
1998	118,687	45,658
1999	80,311	35,011
2000	51,381	27,238
2001	24,200	23,524
2002	4,374	3,011
2003	1,907	2,187
2004	-0-	-0-
2005	-0-	-0-
2006	-0-	-0-

Note:

(1) Includes assessments due currently and deferred.

LAFAYETTE CITY-PARISH CONSOLIDATED GOVERNMENT
LAFAYETTE, LOUISIANA

COMPUTATION OF LEGAL DEBT MARGIN
October 31, 2006

City of Lafayette:

Net assessed value		<u>\$ 825,433,861</u>
Debt limit - 10 percent of total assessed value		\$ 82,543,386
Amount of debt applicable to debt limit:		
Total general obligation debt (excluding sales tax, excess revenue and special assessment)	\$ -	
Less:		
Assets in debt service funds available for payment of principal	<u>-</u>	
Total amount of debt applicable to debt limit		<u>-</u>
Legal debt margin		<u>\$ 82,543,386</u>

Lafayette Parish:

Total assessed values before exemptions and less public service		<u>\$1,288,587,140</u>
Debt limit - 10 percent of total assessed values		\$ 128,858,714
Amount of debt applicable to debt limit:		
Total general obligation debt	\$50,365,000	
Less:		
Assets in debt service funds available for payment of principal	<u>(787,995)</u>	
Total amount of debt applicable to debt limit		<u>(49,577,005)</u>
Legal debt margin		<u>\$ 79,281,709</u>

This page intentionally left blank.

LAFAYETTE CITY-PARISH CONSOLIDATED GOVERNMENT
LAFAYETTE, LOUISIANA

RATIO OF NET GENERAL BONDED DEBT
TO ASSESSED VALUE AND NET BONDED DEBT PER CAPITA
Last Ten Fiscal Years

City of Lafayette:

<u>Fiscal Year</u>	<u>Population</u>	<u>Assessed Value (1) (in thousands)</u>	<u>Gross Bonded Debt (2)</u>
1997	112,018 (3)	\$ 471,750	\$ 164,345,000
1998	113,788 (3)	503,704	196,275,000
1999	118,139 (3)	542,680	242,245,000
2000	110,257 (3)	552,896	233,175,000
2001	112,281 (3)	584,023	250,035,000
2002	112,736 (3)	673,318	276,960,000
2003	114,626 (3)	692,626	336,915,000
2004	116,613 (3)	716,544	345,820,000
2005	117,653 (3)	785,155	356,330,000
2006	119,089	825,434	340,770,000

Table 9

<u>Debt Service Monies Available</u>	<u>Net Bonded Debt</u>	<u>Ratio of Net Bonded Debt to Assessed Value</u>	<u>Net Bonded Debt Per Capita</u>
\$ 22,374,372	\$141,970,628	.3009	\$ 1,267.39
27,266,663	169,008,337	.3355	1,485.29
32,314,738	209,930,262	.3868	1,776.98
33,494,713	199,680,287	.3612	1,811.04
36,514,329	213,520,671	.3656	1,901.66
39,907,453	237,052,547	.3521	2,102.72
41,613,980	295,301,020	.4263	2,576.21
43,430,215	302,389,785	.4220	2,593.11
44,682,582	311,647,418	.3969	2,648.87
44,847,779	295,922,221	.3585	2,484.88

(continued)

LAFAYETTE CITY-PARISH CONSOLIDATED GOVERNMENT
LAFAYETTE, LOUISIANA

RATIO OF NET GENERAL BONDED DEBT
TO ASSESSED VALUE AND NET BONDED DEBT PER CAPITA (CONTINUED)
Last Ten Fiscal Years

Lafayette Parish:

Fiscal Year	Population (3)	Assessed Value (4) (in thousands)	Gross Bonded Debt (2)	Debt Service Monies Available	Net Bonded Debt	Ratio of Net Bonded Debt to Assessed Value	Net Bonded Debt per Capita
1997	181,363	\$520,232	\$ 8,870,000	\$ 169,625	\$ 8,700,375	.0167%	\$ 47.97
1998	184,521	505,039	10,065,000	281,902	9,783,098	.0194	53.02
1999	187,001	536,222	8,035,000	300,080	7,734,920	.0144	41.36
2000	190,503	581,044	7,245,000	420,165	6,824,835	.0117	35.83
2001	190,858	685,763	4,750,000	440,443	4,309,557	.0063	22.58
2002	192,014	747,278	20,300,000	1,100,325	19,199,675	.0257	99.99
2003	194,408	794,613	19,445,000	1,871,432	17,573,568	.0221	90.40
2004	195,800	831,003	40,446,000	1,601,870	38,844,130	.0467	198.39
2005	197,268	925,134	53,693,000	1,315,493	52,377,507	.0566	265.51
2006	197,268	992,943	51,980,000	787,995	51,192,005	.0516	259.50

Notes:

- (1) Assessed Value is net after adjustments
- (2) Includes Sales Tax Revenue, Public Improvement and Certificates of Indebtedness (General Obligation Bonds)
- (3) Estimate - Louisiana Tech survey, College of Administration and Business, Research Division
- (4) Does not include public service

This page intentionally left blank.

LAFAYETTE CITY-PARISH CONSOLIDATED GOVERNMENT
LAFAYETTE, LOUISIANA

RATIO OF ANNUAL DEBT SERVICE EXPENDITURES FOR
GENERAL BONDED DEBT TO TOTAL GENERAL EXPENDITURES
Last Ten Fiscal Years

<u>Fiscal Year</u>	<u>Principal</u>	<u>Interest</u>	<u>Payments To Escrow</u>
1997	\$ 9,078,406	\$ 8,888,605	\$ -0-
1998	10,043,405	9,329,530	138,461
1999	10,770,555	10,321,712	-0-
2000	11,474,555	13,029,870	-0-
2001	13,302,555	13,690,188	-0-
2002	13,496,556	15,368,438	-0-
2003	14,694,000	16,204,460	860,761
2004	15,559,000	16,863,513	396,245
2005	17,643,000	18,288,655	640,610
2006	18,908,000	19,522,944	292,507

Notes:

- (1) Total Debt Service includes general obligation bonds and certificates of indebtedness (including sales tax and special assessment bonds).
- (2) Includes General, Special Revenue, and Debt Service Funds.
- (3) Includes \$61,988,341 of pension payments financed through the issuance of debt.

Table 10

<u>Total Debt Service (1)</u>	<u>Total General Ex- penditures (2)</u>	<u>Ratio of Debt Service to Total General Expenditures</u>
\$ 17,967,011	\$ 83,888,357	21.42%
19,511,396	90,068,882	21.66
21,092,267	164,631,262 (3)	12.81
24,504,425	106,313,173	23.05
26,992,743	107,930,923	25.01
28,864,994	115,267,330	25.04
31,759,221	129,344,481	24.55
32,818,758	131,848,531	24.89
36,572,265	140,323,080	26.06
38,723,451	149,988,592	25.82

LAFAYETTE CITY-PARISH CONSOLIDATED GOVERNMENT
LAFAYETTE, LOUISIANA

COMPUTATION OF DIRECT AND OVERLAPPING DEBT
October 31, 2006

Jurisdiction	General Obligation Debt Outstanding	Lafayette Parish Government Percent	Share of Debt
Governmental Unit:			
Lafayette Parish Government	\$51,980,000	100.00%	\$51,980,000
Other Governmental Agencies:			
Consolidated School District No. 1	1,735,000	100.00%	1,735,000
Bayou Vermilion District	1,940,000	100.00%	1,940,000
Lafayette Economic Development Authority	700,000	100.00%	700,000
	\$56,355,000		\$56,355,000

<u>City of Lafayette</u>	
<u>Percent</u>	<u>Share of Debt</u>
60.33%	\$ 31,359,534
60.33%	1,046,726
60.33%	1,170,402
60.33%	<u>422,310</u>
	<u>\$ 33,998,972</u>

LAFAYETTE CITY-PARISH CONSOLIDATED GOVERNMENT
LAFAYETTE, LOUISIANA

REVENUE BOND COVERAGE
ELECTRIC, WATER AND SEWER BONDS
Last Ten Fiscal Years

<u>Fiscal Year</u>	<u>Gross Revenue</u>	<u>Direct Operating Expenses *</u>
1997	\$ 126,621,991	\$101,463,743
1998	136,086,089	106,680,328
1999	143,076,068	113,639,164
2000	156,698,270	133,423,868
2001	163,523,255	140,925,278
2002	140,008,357	119,691,191
2003	163,084,305	145,595,165
2004	173,244,437	152,788,317
2005	217,281,783	193,162,466
2006	210,375,487	171,014,808

* Excludes depreciation and amortization.

Table 12

Net Revenue Available For Debt Service	Debt Service Requirement			Coverage
	Principal	Interest	Total	
\$ 25,158,248	\$ 5,705,000	\$ 1,757,554	\$ 7,462,554	3.37
29,405,761	4,790,000	1,546,681	6,336,681	4.64
29,436,904	4,850,000	1,347,851	6,197,851	4.75
23,274,402	5,055,000	1,137,475	6,192,475	3.76
22,597,977	5,270,000	911,632	6,181,632	3.66
20,317,166	5,500,000	671,190	6,171,190	3.29
17,489,140	5,750,000	415,190	6,165,190	2.84
20,456,120	-0-	7,100,273	7,100,273	2.88
24,119,317	-0-	9,710,573	9,710,573	2.48
39,360,679	-0-	9,698,183	9,698,183	4.06

LAFAYETTE CITY-PARISH CONSOLIDATED GOVERNMENT
LAFAYETTE, LOUISIANA

DEMOGRAPHIC STATISTICS
Last Ten Fiscal Years

City of Lafayette				
<u>Fiscal Year</u>	<u>Estimated Population</u>	<u>Per Capita Income (1)</u>	<u>Median Age (2)</u>	<u>Unemployment Rate (4)</u>
1997	112,018 (5)	N/A	N/A	4.5
1998	113,788 (5)	N/A	N/A	4.8
1999	118,139 (5)	N/A	N/A	4.7
2000	110,257 (5)	N/A	N/A	4.2
2001	112,281 (5)	N/A	N/A	4.3
2002	112,736 (5)	N/A	N/A	4.7
2003	114,626 (5)	N/A	N/A	5.3
2004	116,613 (5)	N/A	N/A	4.2
2005	117,653 (5)	N/A	N/A	8.2
2006	119,089 (5)	N/A	N/A	3.5

Notes:

- (1) U. S. Department of Commerce, Bureau of Economic Analysis
- (2) Lafayette Economic Development Authority
- (3) Lafayette Parish School Board
- (4) Louisiana Department of Labor
- (5) Louisiana Tech survey
- (6) Current dollars

Table 13

Lafayette Parish				Public Schools (3)	
Estimated Population	Estimated Per Capita Income (1) (6)	Median Age (2)	Unemployment Rate (4)	Average Daily Enrollment	Attendance
181,363 (5)	\$ 20,891	N/A	4.0	30,264	29,589
184,521 (5)	22,078	N/A	4.2	28,475	30,037
187,001 (5)	23,780	N/A	4.2	30,350	28,761
190,503 (5)	25,903	N/A	3.7	29,972	28,185
190,858 (5)	25,876	N/A	3.8	29,278	29,278
192,014 (5)	27,002	N/A	4.2	29,079	27,553
194,408 (5)	29,345	N/A	4.2	29,130	27,785
195,800 (5)	32,604	N/A	3.5	30,038	28,302
197,268 (5)	34,164	N/A	8.5	29,112	27,429
197,268 (5)	37,648	N/A	3.4	30,948	29,249

LAFAYETTE CITY-PARISH CONSOLIDATED GOVERNMENT
LAFAYETTE, LOUISIANA

PROPERTY VALUE AND CONSTRUCTION
Last Ten Fiscal Years

<u>Fiscal Year</u>	<u>Commercial Construction</u>	
	<u>Number of Permits</u>	<u>\$ (000's) Value</u>
1997 (1)	98	\$ 44,836
1998 (1)	124	86,817
1999 (1)	70	58,503
2000 (1)	118	71,720
2001 (1)	99	71,452
2002 (1)	91	70,405
2003 (1)	109	117,192
2004 (1)	97	75,129
2005 (1)	95	79,026
2006 (1)	100	88,519

Source:

(1) Totals are for the City and Parish of Lafayette

Residential Construction	
<u>Number of Permits</u>	<u>\$ (000's) Value</u>
753	\$ 80,739
737	93,269
624	82,920
630	82,934
522	75,076
732	98,618
916	129,090
881	138,615
863	130,339
1,077	145,517

LAFAYETTE CITY-PARISH CONSOLIDATED GOVERNMENT
LAFAYETTE, LOUISIANA

MISCELLANEOUS STATISTICS
October 31, 2006

Date of incorporation	1996
Form of government	Mayor/President - Council
Number of employees (excluding police and fire)	1,153
Number of employees (other agencies)	335
Number of employees (fire and police)	544
Area in square miles	277
Lafayette City-Parish Consolidated Government facilities and services:	
Miles of streets	1,026
Miles of drainage coulees	850
Number of bridges	284
Number of street lights	15,715
Culture and recreation:	
Community centers	10
Parks	36
Park acreage	1,300
Golf courses	3
Swimming pools	4
Tennis courts	56
Ballfields	102
Library:	
Locations	10
Items checked out	1,237,137
Numbers of reference inquiries	71,981
Computer uses	183,340
Visits to a library	852,663
Fire protection:	
Number of stations	13
Number of Volunteer Fire Departments	7
Number of personnel and officers	256
Number of calls answered	7,458
Number of inspections conducted	5,299
Police protection:	
Number of stations	1
Number of personnel and officers	620
Number of patrol units	248
Number of law violations:	
Physical arrests	12,009
Traffic violations	25,201
Parking violations	15,894

(continued)

LAFAYETTE CITY-PARISH CONSOLIDATED GOVERNMENT
LAFAYETTE, LOUISIANA

MISCELLANEOUS STATISTICS (CONTINUED)
October 31, 2006

Electric system:	
Miles of transmission lines	42
Miles of distribution lines	865
Number of meters in service	58,722
Daily average consumption in kilowatt hours	5,242,100
Maximum capacity of plant in kilowatts	302,000
Sewerage system:	
Miles of sanitary sewers	546
Number of treatment plants	4
Number of service connections	39,815
Daily average treatment in gallons	14,700,000
Maximum daily capacity of treatment plant in gallons	18,500,000
Water system:	
Miles of water mains	1,007
Number of service connections	50,161
Number of fire hydrants	5,911
Daily average consumption in gallons	22,220,000
Maximum daily capacity of plant in gallons	47,500,000