

**LAFAYETTE CITY-PARISH
CONSOLIDATED GOVERNMENT**

FINANCIAL REPORT

OCTOBER 31, 2003

LAFAYETTE CITY-PARISH CONSOLIDATED GOVERNMENT
LAFAYETTE, LOUISIANA

ANNUAL FINANCIAL REPORT
YEAR ENDED OCTOBER 31, 2003
TABLE OF CONTENTS

	Exhibit/ Schedules	Page
INDEPENDENT AUDITORS' REPORT	-	1 - 3
MANAGEMENT'S DISCUSSION AND ANALYSIS	-	4 - 21
BASIC FINANCIAL STATEMENTS		
Government-wide Financial Statements:		
Statement of Net Assets	A	24 and 25
Statement of Activities	B	26 - 29
Fund Financial Statements:		
Balance Sheet - Governmental Funds	C	30 - 33
Reconciliation of the Governmental Funds Balance Sheet to the Statement of Net Assets	D	34
Statement of Revenues, Expenditures, and Changes in Fund Balances - Governmental Funds	E	36 - 39
Reconciliation of the Statement of Revenues, Expenditures, and Changes in Fund Balances of Governmental Funds to the Statement of Activities	F	40 and 41
Statement of Net Assets - Proprietary Funds	G	42 - 45
Reconciliation of the Proprietary Funds Statement of Net Assets to the Statement of Net Assets	H	46
Statement of Revenues, Expenses, and Changes in Fund Net Assets - Proprietary Funds	I	48 and 49
Reconciliation of the Statement of Revenues, Expenses, and Changes in Fund Net Assets of Proprietary Funds to the Statement of Activities	J	50
Statement of Cash Flows - Proprietary Funds	K	52 - 55
Statement of Fiduciary Net Assets - Fiduciary Funds	L	56
Statement of Changes in Fiduciary Net Assets - Fiduciary Funds	M	57
Combining Statement of Net Assets - All Discretely Presented Component Units	N	58 and 59
Combining Statement of Activities - All Discretely Presented Component Units	O	60 and 61
Notes to Financial Statements	-	62 - 108

	Exhibit/ Schedules	Page
 REQUIRED SUPPLEMENTARY INFORMATION		
Budgetary Comparison Schedule - General Fund	P-1	110 and 111
1961 Sales Tax Trust Fund	P-2	112
1985 Sales Tax Trust Fund	P-3	113
 OTHER SUPPLEMENTARY INFORMATION		
General Funds:		
Combining Balance Sheet	Q-1	114
Combining Statement of Revenues, Expenditures, and Changes in Fund Balance	Q-2	115 and 116
Budgetary Comparison Schedule - City of Lafayette	Q-3	117 and 118
Budgetary Comparison Schedule - Detail of Expenditures: City of Lafayette	Q-4	119 - 133
Budgetary Comparison Schedule - Lafayette Parish	Q-5	134 and 135
Budgetary Comparison Schedule - Detail of Expenditures: Lafayette Parish	Q-6	136 - 140
Nonmajor Governmental Funds:		
Combining Balance Sheet	Q-7	142 - 156
Combining Statement of Revenues, Expenditures, and Changes in Fund Balance	Q-8	158 - 171
Debt Service Funds:		
Budgetary Comparison Schedule - 1961 Sales Tax Bond Sinking Fund	Q-9	172
1961 Sales Tax Bond Reserve Fund	Q-10	173
1986 Sales Tax Bond Sinking Fund	Q-11	174
1986 Sales Tax Bond Reserve Fund	Q-12	175
Capital Projects Funds:		
Schedule of Expenditures Compared to Capital Budget -		
1989 Sales Tax Bond Construction Fund	Q-13	176
1990 Sales Tax Bond Construction Fund	Q-14	177
1993 Sales Tax Bond Construction Fund	Q-15	178
1997A Sales Tax Bond Construction Fund	Q-16	179
1997B Sales Tax Bond Construction Fund	Q-17	180
1998 Sales Tax Bond Construction Fund	Q-18	181 and 182
1999A Sales Tax Bond Construction Fund	Q-19	183
1999B Sales Tax Bond Construction Fund	Q-20	184 and 185
2000A Sales Tax Bond Construction Fund	Q-21	186 and 187
2000B Sales Tax Bond Construction Fund	Q-22	188 and 189

	Exhibit/ Schedules	Page
2001A Sales Tax Bond Construction Fund	Q-23	190 and 191
2001B Sales Tax Bond Construction Fund	Q-24	192 and 193
2002A Sales Tax Bond Construction Fund	Q-25	194
2003B Sales Tax Bond Construction Fund	Q-26	195
2003C Sales Tax Bond Construction Fund	Q-27	196
1999 Certificates of Indebtedness Fund	Q-28	197
Parish Library GOB Construction	Q-29	198
2001 General Obligation Bond Fund	Q-30	199 and 200
Parish GOB Construction	Q-31	201
 Nonmajor Enterprise Funds:		
Combining Statement of Net Assets	Q-32	202
Combining Statement of Revenues, Expenses, and Changes in Net Assets	Q-33	203
Combining Statement of Cash Flows	Q-34	204
 Internal Service Funds:		
Combining Statement of Net Assets	Q-35	206 and 207
Combining Statement of Revenues, Expenses, and Changes in Net Assets	Q-36	208 and 209
Combining Statement of Cash Flows	Q-37	210 and 211
 Component Units:		
Criminal Court Fund -		
Balance Sheet - Governmental Fund	Q-38	212
Reconciliation of the Governmental Funds Balance Sheet to the Statement of Net Assets	Q-39	213
Budgetary Comparison Schedule	Q-40	214
Reconciliation of the Statement of Revenues, Expenditures, and Changes in Fund Balances of Governmental Funds to the Statement of Activities	Q-41	215
 COMPLIANCE AND INTERNAL CONTROL AND OTHER GRANT INFORMATION		
REPORT ON COMPLIANCE AND ON INTERNAL CONTROL OVER FINANCIAL REPORTING BASED ON AN AUDIT OF FINANCIAL STATEMENTS PERFORMED IN ACCORDANCE WITH <u>GOVERNMENT AUDITING STANDARDS</u>	-	219 and 220
REPORT ON COMPLIANCE WITH REQUIREMENTS APPLICABLE TO EACH MAJOR PROGRAM AND INTERNAL CONTROL OVER COMPLIANCE IN ACCORDANCE WITH OMB CIRCULAR A-133	-	221 and 222
Schedule of Findings and Questioned Costs	R-1	223 - 230
Schedule of Prior Findings	R-2	231 - 236
Supplementary Schedule of Expenditures of Federal Awards	R-3	238 - 245

	Exhibit/ Schedules	Page
Notes to Schedule of Expenditures of Federal Awards	R-4	246

OTHER SUPPLEMENTARY DATA

Summary of Ad Valorem Tax Assessments and Collections - City of Lafayette	S-1	248
Summary of Ad Valorem Tax Assessments and Collections - Lafayette Parish	S-2	250 and 251

=====

	Table	Page
STATISTICAL SECTION		
General Governmental Expenditures by Function	1	254 and 255
General Governmental Revenues by Source	2	256 and 257
General Governmental Tax Revenues by Source	2A	258 and 259
Property Tax Levies and Collections	3	260 - 263
Assessed and Estimated Actual/Real Value of Taxable Property	4	265 - 267
Property Tax Rates	5	268 and 269
Principal Taxpayers - Lafayette Parish	6	270
Special Assessment Billings and Collections	7	271
Computation of Legal Debt Margin	8	272
Ratio of Net General Bonded Debt to Assessed Value and Net Bonded Debt Per Capita	9	274 - 276
Ratio of Annual Debt Service Expenditures for General Bonded Debt to Total General Expenditures	10	278 and 279
Computation of Direct and Overlapping Debt	11	280 and 281
Revenue Bond Coverage - Electric, Water and Sewer Bonds	12	282 and 283
Demographic Statistics	13	284 and 285
Property Value and Construction	14	286 and 287
Miscellaneous Statistics	15	288 and 289



BROUSSARD, POCHÉ, LEWIS & BREAUX, L.L.P.

C E R T I F I E D P U B L I C A C C O U N T A N T S

4112 West Congress
P. O. Box 61400
Lafayette, Louisiana
70596-1400
phone: (337) 988-4930
fax: (337) 984-4574

INDEPENDENT AUDITORS' REPORT

To the Lafayette City-Parish
Council of Lafayette, Louisiana

Other Offices:

Crowley, LA
(337) 783-0650

Opelousas, LA
(337) 942-5217

Abbeville, LA
(337) 898-1497

New Iberia, LA
(337) 364-4554

Church Point, LA
(337) 684-2855

Eugene C. Gilder, CPA*
Donald W. Kelley, CPA*
Herbert Lemoine II, CPA*
Frank A. Stagno, CPA*
Scott J. Broussard, CPA*
L. Charles Abshire, CPA*
Kenneth R. Dugas, CPA*
P. John Blanchet III, CPA*
Stephen L. Lambousy, CPA*
Craig C. Babineaux, CPA*
Peter C. Borrello, CPA*
George J. Trappey III, CPA*
Gregory B. Milton, CPA*
S. Scott Soileau, CPA*
Patrick D. McCarthy, CPA*
Martha B. Wyatt, CPA*
Troy J. Breaux, CPA*
Fayette T. Dupré, CPA*
Mary A. Castille, CPA*
Joey Breaux, CPA*
Terrel P. Dressel, CPA*

Retired:

Sidney L. Broussard, CPA* 1980
Leon K. Poché, CPA 1984
James H. Breaux, CPA 1987
Erma R. Walton, CPA 1988
George A. Lewis, CPA* 1992
Geraldine J. Wimberley, CPA* 1995
Rodney L. Savoy, CPA* 1996
Larry G. Broussard, CPA* 1997
Lawrence A. Cramer, CPA* 1999
Michael P. Crochet, CPA* 1999
Ralph Friend, CPA 2002

*Members of American Institute of
Certified Public Accountants
Society of Louisiana Certified
Public Accountants*

*A Professional Accounting Corporation

We have audited the accompanying financial statements of the governmental activities, the business-type activities, the aggregate discretely presented component units, each major fund, and the aggregate remaining fund information of the Lafayette City-Parish Consolidated Government, as of and for the year ended October 31, 2003, which collectively comprise the Lafayette City-Parish Consolidated Government's basic financial statements as listed in the table of contents. These financial statements are the responsibility of the Government's management. Our responsibility is to express opinions on these financial statements based on our audit. We did not audit the financial statements of Lafayette Public Power Authority, an enterprise fund, and Marshal-City Court of Lafayette, a component unit, which represent 18.85% and 20.59%, respectively, of the assets and operating revenues of the business-type activities totals and 2.46% and 2.14%, respectively, of the assets and program and general revenues of the aggregate discretely presented component units. Those financial statements were audited by other auditors whose reports thereon have been furnished to us, and our opinion, insofar as it relates to the amounts included for Lafayette Public Power Authority and Marshal-City Court of Lafayette, is based on the reports of the other auditors.

We conducted our audit in accordance with auditing standards generally accepted in the United States of America and the standards for financial audits contained in Government Auditing Standards, issued by the Comptroller General of the United States. Those standards require that we plan and perform the audit to obtain reasonable assurance about whether the financial statements are free of material misstatement. An audit includes examining, on a test basis, evidence supporting the amounts and disclosures in the financial statements. An audit also includes assessing the accounting principles used and significant estimates made by management, as well as evaluating the overall financial statement presentation. We believe that our audit and the reports of other auditors provide a reasonable basis for our opinions.

The financial statements referred to above do not include financial data of various governmental agencies (component units), which should be included in order to conform with accounting principles generally accepted in the United States of America. The effects of the omission of these governmental agencies on assets, liabilities and net assets at October 31, 2003 and the change in net assets for the year then ended on the aggregate discretely presented component units cannot be determined. As a result, the financial statements do not present fairly the financial position of the reporting entity of the Lafayette City-Parish Consolidated Government, as of October 31, 2003, and the changes in its financial position and its cash flows, where applicable, for the year then ended in conformity with accounting principles generally accepted in the United States of America. In addition, in our opinion, based on our audit and the reports of other auditors, because the omission of the financial statements of component units results in an incomplete presentation, the financial statements referred to above do not present fairly, in conformity with accounting principles generally accepted in the United States of America, the financial position of the aggregate discretely presented component units, as of October 31, 2003 and the changes in financial position thereof for the year then ended.

In our opinion, based on our audit and the reports of other auditors, the financial statements referred to above present fairly, in all material respects, the respective financial position of the governmental activities, the business-type activities, each major fund, and the aggregate remaining fund information of the Lafayette City-Parish Consolidated Government, as of October 31, 2003, and the respective changes in financial position and cash flows, where applicable, thereof for the year then ended in conformity with accounting principles generally accepted in the United States of America.

In accordance with Government Auditing Standards, we have also issued our report dated April 2, 2004, on our consideration of Lafayette City-Parish Consolidated Government's internal control over financial reporting and our tests of its compliance with certain provisions of laws, regulations, contracts and grants. That report is an integral part of an audit performed in accordance with Government Auditing Standard, and should be read in conjunction with this report in considering the results of our audit.

The Management's Discussion and Analysis on pages 4 through 21 is not a required part of the basic financial statements but is supplementary information required by the Governmental Accounting Standards Board. We have applied certain limited procedures, which consisted principally of inquiries of management regarding the methods of measurement and presentation of the required supplementary information. However, we did not audit the information and express no opinion on it.

Our audit was conducted for the purpose of forming opinions on the financial statements that collectively comprise the Lafayette City-Parish Consolidated Government's basic financial statements. The accompanying financial information listed as other supplementary information (including the schedule of expenditures of federal awards) and the budgetary comparison schedules listed as required supplementary information in the table of contents, are presented for purposes of additional analysis and are not a required part of the basic financial statements. Such information has been subjected to the auditing procedures applied by us and the other auditors in the audit of the basic financial statements and, in our opinion, based on our audit and the reports of other auditors, are fairly stated in all material respects in relation to the basic financial statements taken as a whole. The accompanying financial information in the Statistical Section has not been subjected to the auditing procedures applied by us in the audit of the basic financial statements and, accordingly, we express no opinion on it.

Broussard, Poché, Lewis + Premeaux, L.L.P.

Lafayette, Louisiana
April 2, 2004

LAFAYETTE CITY-PARISH CONSOLIDATED GOVERNMENT

MANAGEMENT'S DISCUSSION AND ANALYSIS

As financial management of the Lafayette City-Parish Consolidated Government (LCG), we offer readers of this financial statement an overview and analysis of the financial activities of the Lafayette City-Parish Consolidated Government. This narrative is designed to assist the reader in focusing on significant financial issues, identify changes in the LCG's financial position, identify any material deviations from the approved budget documents, and identify individual fund issues or concerns.

The Management's Discussion and Analysis (MD&A) is designed to focus on the current year's activities, resulting changes and currently known facts. It should be read in conjunction with the financial statements that begin with Exhibit A.

FINANCIAL HIGHLIGHTS

- Assets of the LCG primary government exceeded its liabilities at the close of the most recent fiscal year by \$614.9 million (*net assets*). Of this amount, 3.5%, or \$22.0 million, (*unrestricted net assets*) may be used to meet the LCG's ongoing obligations to citizens and creditors.
- The LCG's total net assets increased by \$11.1 million (2%) during 2003. Governmental activities' net assets increased \$5.9 million during 2003, while business-type activities net assets increased \$5.2 million. In addition, governmental activities' net assets increased \$11.1 million as the result of a prior period adjustment.
- As of the close of the fiscal year, the LCG's governmental funds reported combined ending fund balances of \$178.2 million, a decrease of \$10.6 million in comparison with the prior year. Approximately 57% of this total amount, \$102.0 million, is available for spending at the LCG's discretion (*unreserved fund balance*).
- Resources available for appropriation in the General Fund were \$49.9 million above budget. Expenditures and transfers were \$46.0 million over budget for the year.
- At October 31, 2003, unreserved fund balance for the General Fund was \$20.4 million, or 18% of total 2003 General Fund expenditures and transfers.

OVERVIEW OF THE FINANCIAL STATEMENTS

With the implementation of Governmental Accounting Standards Board Statement No. 34, a government's presentation of financial statements has been greatly changed. The new statements focus on the LCG as a whole (government-wide) and the major individual funds. Both perspectives (government-wide and major fund) allow the reader to address relevant questions, broaden a basis for comparison (year to year or government to government), and should enhance LCG's accountability.

Government-Wide Financial Statements

The government-wide financial statements (see Exhibits A and B) are designed to be similar to private-sector business in that all governmental and business-type activities are consolidated into columns which add to a total for the primary government. These statements combine governmental funds' current financial resources with capital assets and long-term obligations. Also presented in the government-wide financial statements is a total column for the business-type activities of the primary government. Component units are separate legal governmental entities to which the LCG Council may be obligated to provide financial assistance and are presented as a separate column in the government-wide statements and as individual activities in the fund financial statements.

The Statement of Net Assets (Exhibit A) presents information on all the LCG's assets and liabilities, with the difference between the two reported as net assets. Over time, changes in net assets may serve as a useful indicator of whether the financial position of the LCG is improving or deteriorating.

The Statement of Activities (Exhibit B), presents information showing how the LCG's net assets changed during the most recent fiscal year. All changes in net assets are reported as soon as the underlying event giving rise to the change occurs, regardless of the timing of the related cash flows. Thus, revenues and expenses are reported in this statement for some items that will only result in cash flows in future fiscal periods. For example, uncollected taxes and earned but unused vacation leave result in cash flows for future periods. The focus of the Statement of Activities is on both the gross and net cost of various activities that are provided by the government's general tax and other revenues. This is intended to summarize information and simplify the user's analysis of cost of various governmental services and/or subsidy to various business-type activities and component units.

The governmental activities reflect the LCG's basic services including public safety (fire and law enforcement), general government (executive, legislative, judicial, finance, administrative services), streets and drainage, traffic and transportation, culture and recreation, health and welfare, economic development, conservation, and urban redevelopment and housing. These services are financed primarily with taxes. The business-type activities reflect private sector type operations where the fee for service typically covers all or most of the cost of operations including depreciation. The City's electric, water, wastewater, and fiber optics utilities and the LCG's solid waste collection, environmental services and animal shelter control program are reported here.

Fund Financial Statements

A fund is a grouping of related accounts that is used to maintain control over resources that have been segregated for specific activities or objectives. Traditional users of governmental financial statements will find the fund financial statements presentation more familiar. The focus is now on major funds, rather than generic fund types.

Governmental Funds are used to account for essentially the same functions reported as governmental activities in the government-wide financial statements. The governmental major funds (see Exhibits C through F) presentation is presented on a

sources and uses of liquid resources basis. This is the manner in which the financial plan is typically developed. Unlike the government-wide financial statements, governmental fund financial statements focus on near-term outflows of spendable resources, as well as on balances of spendable resources available at the end of the fiscal year. Such information may be useful in evaluating a government's current financing requirements. The LCG has presented the General Fund, the City's Sales Tax Trust funds and the Capital Improvement Fund as major funds. All non-major governmental funds are presented in one column, titled Other Governmental Funds. Combining financial statements of the non-major funds can be found in the other supplementary information section that follows the basic financial statements.

Proprietary Funds encompass both enterprise and internal service funds on the fund financial statements. Enterprise funds are used to report the same functions presented as business-type activities in the government-wide financial statements. Internal service funds are an accounting device used to accumulate and allocate costs internally among the LCG's various functions. The LCG uses internal service funds to account for its central vehicle maintenance, central printing, and self-insured insurance, and group hospitalization activities. Because all of these services predominantly benefit governmental rather than business-type functions, they have been included within the governmental activities section in the government-wide financial statements. Combining statements of the non-major individual enterprise and internal service funds can be found in the other supplementary information section following the basic financial statements. The basic proprietary fund statements are located at Exhibits G through K.

Fiduciary Funds are used to account for resources held by the LCG in a trustee capacity or as an agent for others. These funds (see Exhibits L and M) are restricted in purpose and do not represent discretionary assets of the LCG. Therefore, these assets are not presented as part of the government-wide financial statements.

The total columns on the business-type fund financial statements for enterprise funds (see Exhibits G and I) and on the governmental funds financial statements (see Exhibits C and E) at the government-wide financial statements require reconciliation. The governmental funds differences result from the different measurement focus and the reconciliation is presented on the pages following each statement (see Exhibits D and F). The flow of current financial resources will reflect bond proceeds and interfund transfers as other financial sources as well as capital expenditures and bond principal payments as expenditures. The reconciliation will eliminate these transactions and incorporate the capital assets and long-term obligations into the *Governmental Activities* column in the government-wide statements. For proprietary funds, the differences relate to transactions with the governmental funds that have been eliminated. This reconciliation is presented on the pages following the statements (see Exhibits H and J).

Capital Assets

General capital assets include land, land improvements, easements, buildings, vehicles, equipment and machinery, infrastructure, and all other assets of a tangible nature that are used in operations and that exceed the LCG's capitalization threshold. (see Note 10). All projects completed and acquisitions occurring in fiscal year ended October 31, 2003 have been capitalized.

Governmental Accounting Standards Board Statement No. 34 allows the LCG a transitional period to October 31, 2005 for reporting infrastructure assets. The LCG has capitalized all purchased capital assets and all donated non-infrastructure general capital assets. Donated infrastructure assets (those placed into service through contributions from private development) have not been capitalized in this financial presentation for the years 1980 through 2001. The LCG plans to record all material donated assets by the end of the next fiscal year. Prior to the implementation of the new reporting model, no depreciation was charged on general capital assets. Accumulated depreciation was recorded for the first time in the 2002 financial statements based on the date of acquisition and the life span of the asset.

Notes to the Financial Statements

The notes provide additional information that is essential to a full understanding of the data provided in the government-wide and fund financial statements. The notes to the financial statements are a required part of the basic financial statements and can be found on pages 62 through 108 of this report.

Other Information

In addition to the basic financial statements and accompanying notes, this report also presents certain *required supplementary information*, the budgetary comparison schedules. Required supplementary information can be found in Exhibits P-1 through P-3 of this report.

The other supplementary information section referred to earlier in connection with the non-major governmental and proprietary funds is presented immediately following the required supplementary information in Exhibits Q-1 through Q-46.

Also included in the report is the Office of Management and Budget A-133 Single Audit Auditor reports, findings and schedules.

The Statistical Section (see Tables 1 through 15) are included for additional information and analysis and do not constitute a part of the audited financial statements.

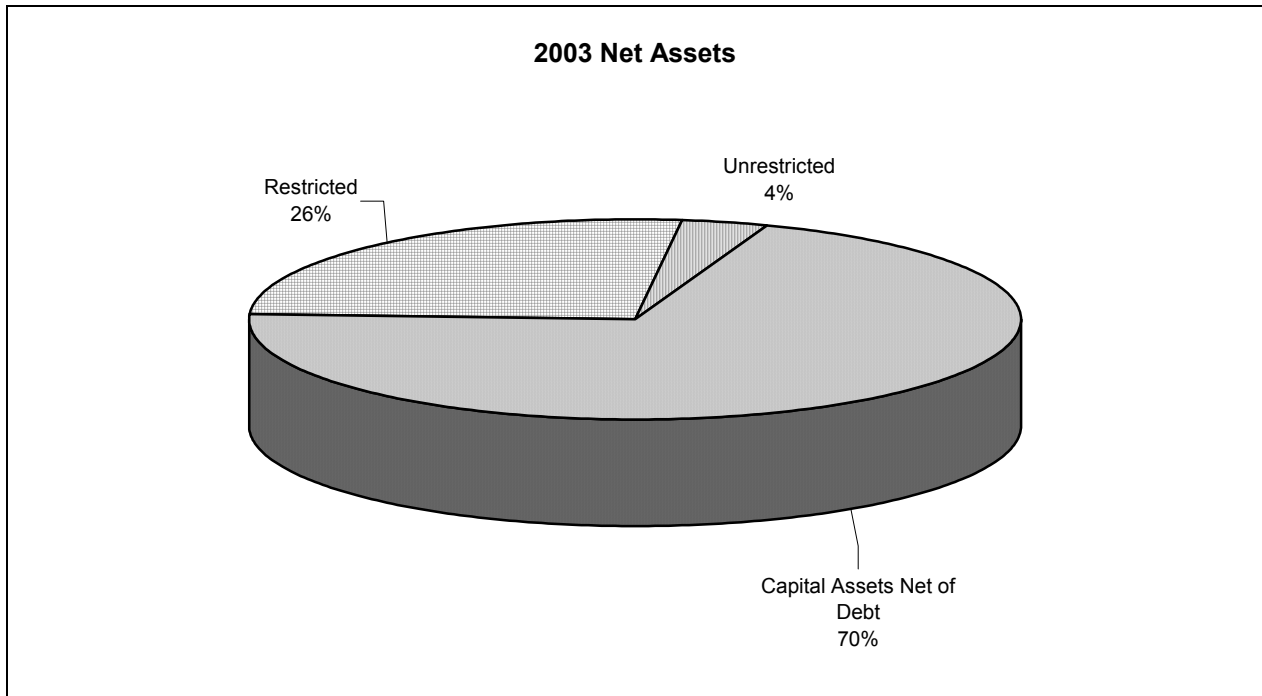
GOVERNMENT-WIDE FINANCIAL ANALYSIS

The following table reflects the condensed Statement of Net Assets for 2003, with comparative figures from 2002:

Table 1
Lafayette City-Parish Consolidated Government
Condensed Statement of Net Assets
October 31, 2003 and 2002
(in millions)

	<u>Governmental</u> <u>Activities</u>		<u>Business-Type</u> <u>Activities</u>		<u>Total</u>	
	<u>2003</u>	<u>2002</u>	<u>2003</u>	<u>2002</u>	<u>2003</u>	<u>2002</u>
Assets:						
Current and other assets	\$ 207.3	\$ 215.9	\$ 47.9	\$ 50.2	\$ 255.2	\$ 266.1
Restricted assets	-	-	119.7	135.1	119.7	135.1
Capital assets	<u>376.8</u>	<u>338.3</u>	<u>398.3</u>	<u>392.4</u>	<u>775.1</u>	<u>730.7</u>
Total assets	<u>\$ 584.1</u>	<u>\$ 554.2</u>	<u>\$ 565.9</u>	<u>\$ 577.7</u>	<u>\$1,150.0</u>	<u>\$1,131.9</u>
Liabilities:						
Current liabilities	\$ 24.4	\$ 19.6	\$ 16.0	\$ 20.5	\$ 40.4	\$ 40.1
Long-term liabilities	<u>372.1</u>	<u>364.0</u>	<u>122.6</u>	<u>135.0</u>	<u>494.7</u>	<u>499.0</u>
Total liabilities	<u>\$ 396.5</u>	<u>\$ 383.6</u>	<u>\$ 138.6</u>	<u>\$ 155.5</u>	<u>\$ 535.1</u>	<u>\$ 539.1</u>
Net assets:						
Invested in capital assets net of debt	\$ 153.7	\$ 135.5	\$ 277.9	\$ 258.3	\$ 431.6	\$ 393.8
Restricted	48.3	46.1	113.0	124.6	161.3	170.7
Unrestricted	<u>(14.4)</u>	<u>(11.0)</u>	<u>36.4</u>	<u>39.3</u>	<u>22.0</u>	<u>28.3</u>
Total net assets	<u>\$ 187.6</u>	<u>\$ 170.6</u>	<u>\$ 427.3</u>	<u>\$ 422.2</u>	<u>\$ 614.9</u>	<u>\$ 592.8</u>

For more detailed information see Exhibit A, the Statement of Net Assets.



The LCG's *combined* net assets at year end total \$614.9 million. Approximately 70% (\$431.6 million) of the LCG's net assets as of October 31, 2003 reflects the LCG's investment in capital assets (land, buildings, infrastructure, machinery and equipment) less any related outstanding debt used to acquire those assets that is still outstanding. The LCG uses these capital assets to provide services to citizens; consequently, these assets are not available for future spending. Another 26% of the LCG's net assets are subject to external restrictions on how they may be used, such as property tax approved by the electorate for specific purposes. The remaining 4% (\$22 million) of net assets, referred to as *unrestricted*, may be used to meet the ongoing obligations of the LCG to citizens and creditors.

The deficit in unrestricted net assets in governmental activities is caused by the excess of non-capital related long-term debt (the retirement systems notes and claims liabilities) and by unused employee vacation and sick days not previously funded; which together exceed current assets that are not externally dedicated for specific purposes.

The following Table 2 provides a summary of the changes in net assets for the year ended October 31, 2003, with comparative figures from 2002:

Table 2
Lafayette City-Parish Consolidated Government
Condensed Statement of Changes in Net Assets
For the Years Ended October 31, 2003 and 2002
(in millions)

	Governmental Activities		Business-Type Activities		Total	
	2003	2002	2003	2002	2003	2002
Revenues:						
Program revenue -						
Fees, fines, and charges for services	\$ 9.6	\$ 9.4	\$ 214.8	\$ 188.7	\$ 224.4	\$ 198.1
Operating grants and contributions	13.6	9.5	-	-	13.6	9.5
Capital grants and contributions	6.3	4.2	0.5	0.2	6.8	4.4
General revenues -						
Sales taxes	58.9	56.2	-	-	58.9	56.2
Other taxes	29.7	24.7	-	-	29.7	24.7
Grants and contributions not restricted to specific programs	3.5	3.3	-	-	3.5	3.3
Other	<u>6.4</u>	<u>9.5</u>	<u>2.1</u>	<u>3.7</u>	<u>8.5</u>	<u>13.2</u>
Total revenues	<u>\$ 128.0</u>	<u>\$ 116.8</u>	<u>\$ 217.4</u>	<u>\$ 192.6</u>	<u>\$ 345.4</u>	<u>\$ 309.4</u>
Expenses:						
General government	\$ 28.1	\$ 24.9	\$ -	\$ -	\$ 28.1	\$ 24.9
Public safety	34.9	31.2	-	-	34.9	31.2
Traffic and transportation	5.6	5.5	-	-	5.6	5.5
Streets and drainage	19.8	15.4	-	-	19.8	15.4
Urban redevelopment and housing	3.0	2.9	-	-	3.0	2.9
Economic development and assistance	0.8	0.8	-	-	0.8	0.8
Culture and recreation	15.1	14.2	-	-	15.1	14.2
Health and welfare	1.7	1.4	-	-	1.7	1.4
Economic opportunity	1.8	2.2	-	-	1.8	2.2
Conservation of natural resources	0.1	0.1	-	-	0.1	0.1
Intergovernmental	1.6	1.8	-	-	1.6	1.8
Unallocated depreciation	7.9	7.0	-	-	7.9	7.0
Combined utilities system	-	-	144.7	116.2	144.7	116.2
Coal-fired electric plant	-	-	44.0	41.7	44.0	41.7
Animal shelter and control	-	-	0.6	0.5	0.6	0.5
Solid waste collection	-	-	7.3	7.1	7.3	7.1
Interest on long-term debt	<u>17.3</u>	<u>19.1</u>	<u>-</u>	<u>-</u>	<u>17.3</u>	<u>19.1</u>
Total expenses	<u>\$ 137.7</u>	<u>\$ 126.5</u>	<u>\$ 196.6</u>	<u>\$ 165.5</u>	<u>\$ 334.3</u>	<u>\$ 292.0</u>
Increase (decrease) in net assets before transfers	\$ (9.7)	\$ (9.7)	\$ 20.8	\$ 27.1	\$ 11.1	\$ 17.4
Transfers	<u>15.6</u>	<u>16.5</u>	<u>(15.6)</u>	<u>(16.5)</u>	<u>-</u>	<u>-</u>
Increase in net assets	\$ 5.9	\$ 6.8	\$ 5.2	\$ 10.6	\$ 11.1	\$ 17.4
Net assets, November 1	170.6	163.8	422.1	411.6	592.7	575.4
Prior period adjustment	<u>11.1</u>	<u>-</u>	<u>-</u>	<u>-</u>	<u>11.1</u>	<u>-</u>
Net assets, October 31	<u>\$ 187.6</u>	<u>\$ 170.6</u>	<u>\$ 427.3</u>	<u>\$ 422.2</u>	<u>\$ 614.9</u>	<u>\$ 592.8</u>

The LCG's total revenues were \$345.4 million and the total cost of all programs and services was \$334.3 million. Therefore, net assets increased \$11.1 million from operations during the year. However, a prior period adjustment of \$11.1 million results in a net asset increase of \$22.1 million. Our analysis below separately describes the operations of governmental and business-type activities.

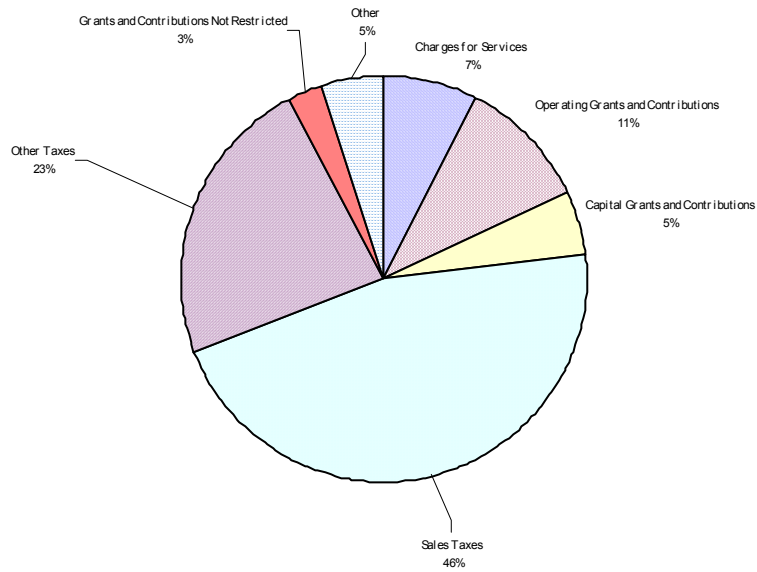
Governmental Activities net assets increased \$5.9 million in 2003. The cost of all governmental activities this year was \$137.7 million. As shown in the Statement of Activities in Exhibit B, the amount that our taxpayers financed was \$108.2 million because some of the cost was paid by those who directly benefited from the programs (\$9.6 million) or by other governments and organizations that subsidized certain programs with grants and contributions (\$19.9 million). Program revenues only covered 21% of total costs. The remainder was paid with taxes and other revenues, such as investment earnings and unrestricted grants and contributions.

The LCG's largest program in governmental activities is public safety, with over \$34.9 million of resources applied thereto. Following that is general government, streets and drainage, and interest on long-term debt.

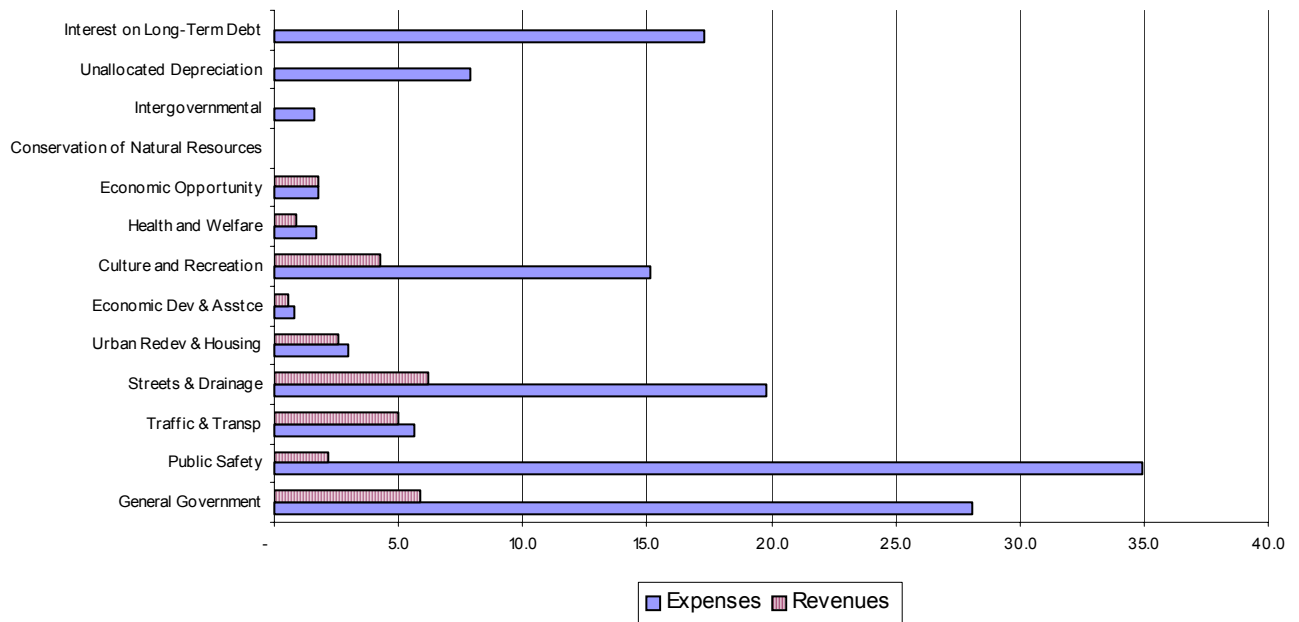
The government's net assets increased \$11.1 million during the current fiscal year. *Governmental Activities* net assets increased \$5.9 million. Some factors affecting the change in net assets for governmental activities were:

- (1) An increase in net capital assets of approximately \$27.4 million capitalized during the year.
- (2) An increase in long-term debt of \$8.1 million due to new bond issues for capital improvements and refundings.
- (3) An increase in funds restricted for debt service of \$2 million, and for capital projects of \$500,000.
- (4) A decrease of \$1.1 million in the Utilities System's in-lieu-of-tax payment to the General Fund.
- (5) An additional \$2.7 million in sales tax revenues due to increased retail sales, and an additional \$5 million in property tax revenues due to growth in tax rolls and a new mosquito abatement and control tax.

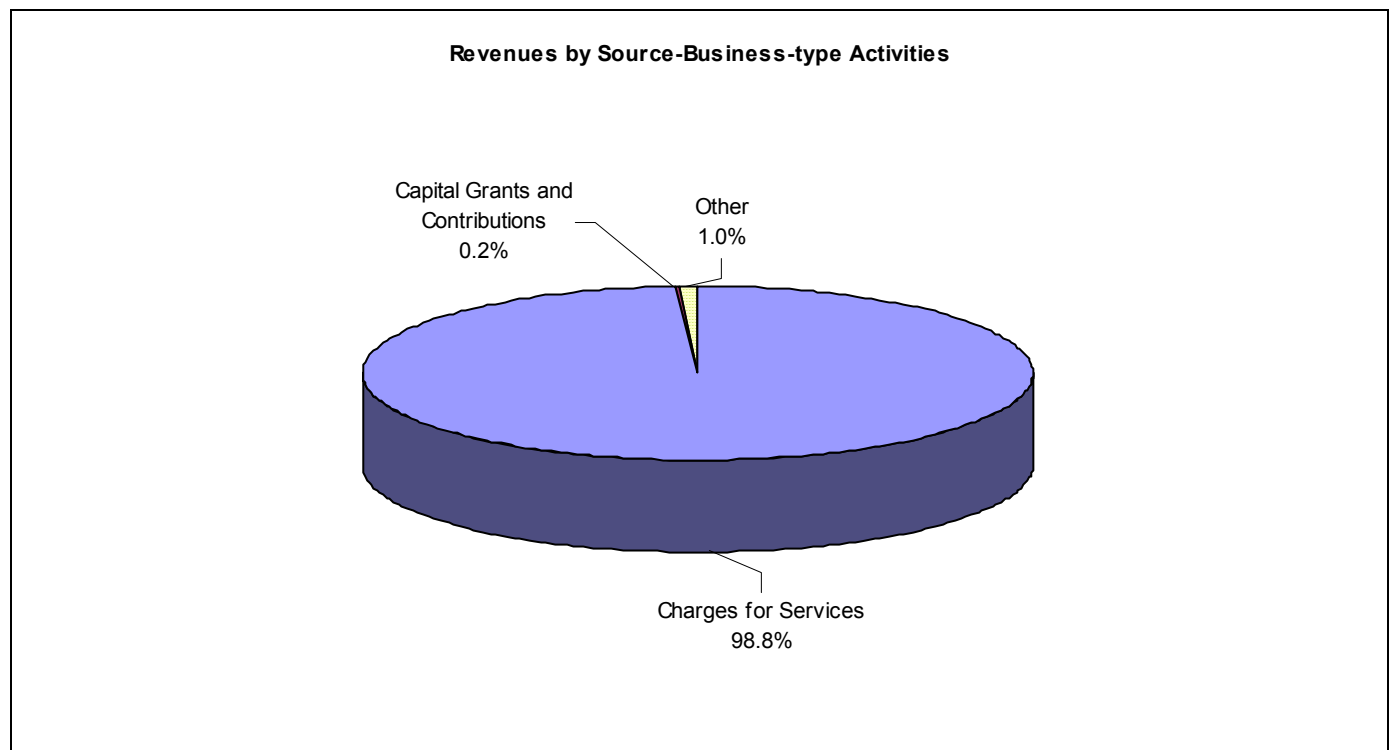
Revenues by Source-Governmental Activities

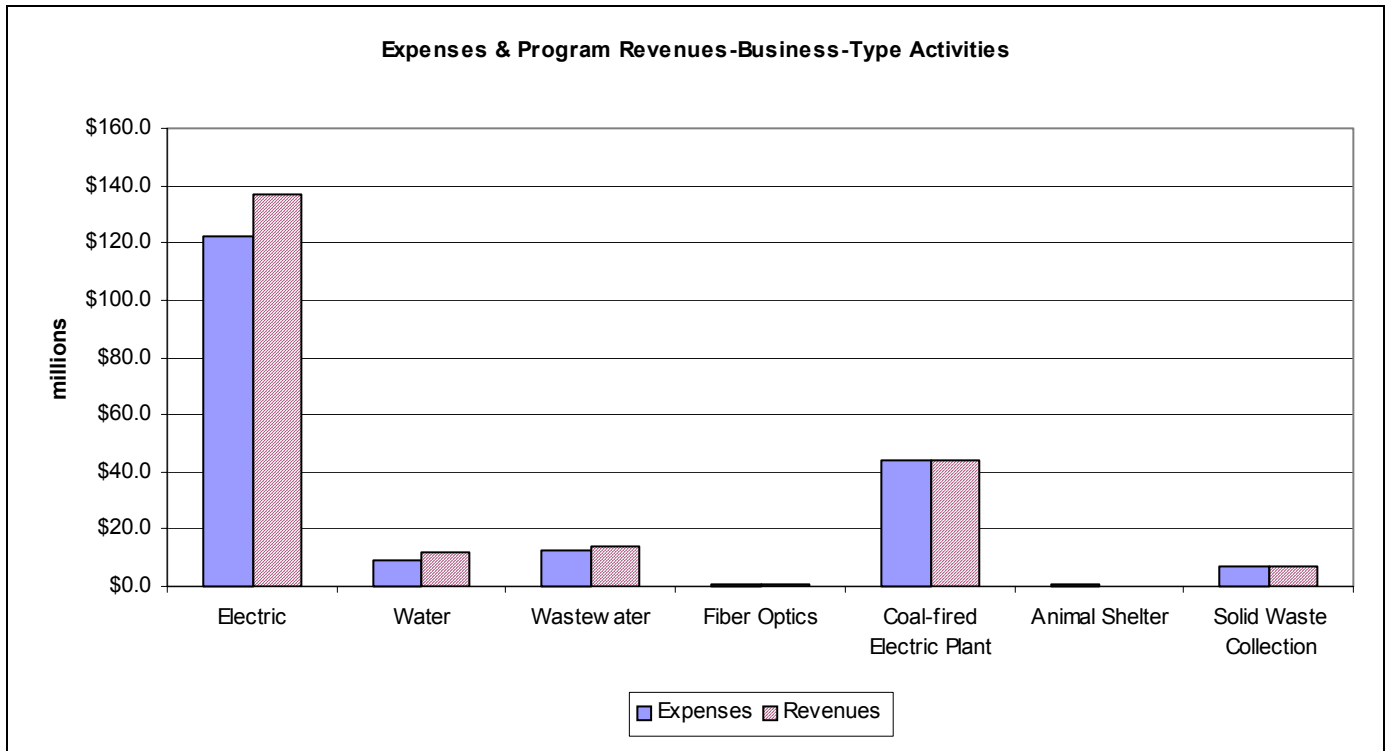


Expenses & Program Revenues-Governmental Activities



Business Type Activities' net assets increased by \$5.2 million in 2003. Charges for services make up 99% of the revenues in the business-type activities. Most of the net asset increase was in the LCG's main enterprise fund, the Utilities System. The other enterprise funds mainly broke even for the year, with revenues equaling expenses. The Utilities System revenues increased \$23 million due to production cost increases that were passed on to customers through an increased fuel adjustment rate on electric billings. There was also a 10% increase in wastewater rates and fees during 2003. The Utilities System in-lieu-of-tax payment to the General Fund decreased by \$1.1 million to total \$16.1 million in 2003. Interest earnings on investments declined \$1 million due to lower interest rates and reduced investment balances.





FINANCIAL ANALYSIS OF THE GOVERNMENT'S FUNDS

As noted earlier, the LCG uses fund accounting to ensure and demonstrate compliance with finance-related legal requirements.

Governmental Funds: The focus of the LCG's governmental funds is to provide information on near-term inflows, outflows, and balances of *spendable* resources. Such information is useful in assessing the LCG's financing requirements. In particular, *unreserved fund balance* may serve as a useful measure of a government's net resources available for spending at the end of the fiscal year.

As of the end of the fiscal year, the LCG's governmental funds reported combined ending fund balances of \$178.2 million, a decrease of \$10.6 million in comparison with the prior year. Approximately 57% of this total amount (\$102.0 million) constitutes *unreserved fund balance*, which is available for spending at the LCG's discretion. The remainder of fund balance is *reserved* to indicate that it is not available for new spending because it has already been committed to: (1) liquidation of contracts and purchase orders of the prior period (\$28.6 million), (2) payment of debt service (\$43.5 million), (3) loans to low-income recipients (\$3.7 million), (4) other miscellaneous commitments (\$0.3 million).

The General Fund is the chief operating fund of the Lafayette Consolidated Government. At the end of the fiscal year, total fund balance of the General Fund was \$20.6 million, \$20.4 million of which was unreserved. Compared with total fund balance of \$22.8 million at the end of 2002, fund balance declined approximately \$2.2 million during 2003. Key factors contributing to this change were as follows:

- (1) A decrease of \$1.1 million in the Utilities System in-lieu-of-tax payment to the City.
- (2) A reduction in interest expense of approximately \$1.2 million.
- (3) An increase in General Fund expenditures totaling \$3.9 million; primarily for public safety salary increases, insurance cost increases, and retirement cost increases.

Fund balance in the Sales Tax Capital Improvement Fund declined \$1.3 million in 2003, due to a draw down for capital projects use.

Proprietary Funds: The LCG's proprietary funds provide the same type of information found in the government-wide financial statements, but in more detail. As of the end of the current fiscal year, the primary government's proprietary funds reported ending net assets of \$424.5 million, an increase of \$4.0 million in comparison with the prior year.

LCG's main proprietary fund is the Utilities System Fund which accounts for electric, water, wastewater, and fiber optic services. This fund ended the year with an increase of \$3.4 million in net assets, after transferring \$16.1 million to the General Fund as a payment in-lieu-of-taxes. As previously noted, the Utilities System had an increase in electric fuel adjustment rates due to higher fuel costs and an increase in wastewater rates for capital improvements. This resulted in an increase in revenues of approximately \$23.0 million.

GENERAL FUND BUDGETARY HIGHLIGHTS

The total difference between the original General Fund budget and the final amended budget was an increase in appropriations of \$4.8 million. Supplemental appropriations totaling \$4.8 million were approved during the year by the LCG Council for various programs, including employee retirement costs, capital outlay, and hurricane recovery costs. This \$4.8 million increase was funded from prior year available balances.

When actual results for 2003 are compared with the final budget, revenue collections, including transfers, exceeded budget by \$49.9 million and expenditures and transfers were \$46.0 million more than appropriated; a positive variance of \$3.9 million. There were no overruns on expenditures at the legal level of control. Material differences between actual results and budgeted amounts in the General Fund are as follows:

- Outstanding bonds were refunded at lower interest costs. Since this was not budgeted, bond proceeds accounted for \$48.1 million of excess revenues, and payments to the escrow agent for bond retirement represented \$47.9 million of excess expenditures.

- Approximately \$1.4 million represented unexpended appropriations, with about \$800,000 representing salary and retirement appropriations due to various vacant positions throughout the year and the remainder for various other expenses.
- Approximately \$700,000 of appropriated capital outlay was not spent during 2003. The LCG Home Rule Charter allows for the carry-forward of these funds for capital outlay projects to be completed in subsequent years. The majority of these funds are appropriated for drainage, bridge, and street repairs in the unincorporated areas of the Parish.

CAPITAL ASSET AND DEBT ADMINISTRATION

Capital Assets: The Lafayette Consolidated Government's investment in capital assets for its governmental and business type activities as of October 31, 2003 amounts to \$775.1 million (net of accumulated depreciation). This investment in capital assets includes land, buildings and improvements, machinery and equipment, parking facilities, electric, water, wastewater, and fiber optic utility facilities, roads, highways, bridges, and drainage systems. The net increase in the LCG's investment in capital assets for the current fiscal year was 4.5%, a 7.8% increase for governmental activities and a 1.5% increase for business-type activities.

TABLE 3
Lafayette City-Parish Consolidated Government
Capital Assets
(Net of Depreciation)
October 31, 2003 and 2002
(in millions)

	Governmental Activities		Business-Type Activities		Total	
	2003	2002 *	2003	2002 *	2003	2002 *
Land	\$ 19.7	\$ 19.3	\$ 3.3	\$ 3.3	\$ 23.0	\$ 22.6
Buildings and improvements	67.7	66.6	0.3	0.4	68.0	67.0
Equipment	21.3	18.9	4.0	4.6	25.3	23.5
Infrastructure	190.4	150.8	-	-	190.4	150.8
Utility plant and equipment	-	-	339.8	336.2	339.8	336.2
Utility plant acquisition adjustments	-	-	24.7	26.5	24.7	26.5
Construction in progress	77.7	93.8	26.2	21.4	103.9	115.2
Total	<u>\$ 376.8</u>	<u>\$ 349.4</u>	<u>\$ 398.3</u>	<u>\$ 392.4</u>	<u>\$ 775.1</u>	<u>\$ 741.8</u>

* Restated

Major capital asset events during the current fiscal year included the following:

- Completion of several major drainage improvement projects, including Edna Coulee and Coulee des Poches.
- Substantial completion and/or completion of several major road improvements and extensions, including Camellia Blvd Extension, La Avenue Extension, Eraste Landry Road Widening, and the Congress/Bertrand Dr. Widening.
- Completion of other major road improvements such as Willow St Extension, Devalcourt Extension, and Kaliste Saloom collector frontage roads.
- Completion of various other street, drainage and recreation and parks improvements.
- Completion of three new downtown parks of the Central Parks Network.
- Completion of the first phase of the new Multi-Modal Facility, including the renovation of the historic train depot.
- Completion of various improvements to the Adult Correctional Center.
- Completion of over \$16 million of capital improvements to the electric, water, wastewater, and fiber optic Utilities System.

Additional information on the LCG's capital assets can be found in Note 10 of this report.

Long-Term Debt: At the end of the current fiscal year, the LCG had total bonded debt outstanding of \$475.6 million. Of this amount, \$19.5 million comprises debt backed by the full faith and credit of the Lafayette Parish government. The remainder of the debt represents bonds secured solely by specified revenue sources such as the Utilities System revenues and the 2% city sales tax revenues. There are no general obligation bonds outstanding for the City of Lafayette at the end of the fiscal year.

Table 4
Lafayette City-Parish Consolidated Government
Summary of Outstanding Debt at Year-end
October 31, 2003 & 2002
(in millions)

	Governmental Activities		Business-Type Activities		Total	
	2003	2002	2003	2002	2003	2002
Notes payable	\$ -	\$ 50.3	\$ -	\$ -	\$ -	\$ 50.3
Claims payable	7.8	8.7	-	-	7.8	8.7
Compensated absences	8.2	7.4	3.1	2.9	11.3	10.3
Parish general obligation bonds	16.6	17.4	-	-	16.6	17.4
Parish certificates of indebtedness	2.9	3.2	-	-	2.9	3.2
City sales tax revenue bonds	288.3	277.0	-	-	288.3	277.0
Taxable refunding bonds	48.3	-	-	-	48.3	-
Utilities revenue bonds	-	-	24.8	30.9	24.8	30.9
Lafayette Public Power Authority Revenue Bonds	-	-	94.7	101.2	94.7	101.2
Total all notes and bonds	\$ 372.1	\$ 364.0	\$ 122.6	\$ 135.0	\$ 494.7	\$ 499.0

The Lafayette Consolidated Government issued an additional \$123.0 million in bonded debt during the year.

The Lafayette Consolidated Government's total debt decreased during the year by \$4.3 million. This is a result of the refinancing of existing debt to take advantage of lower interest rates and scheduled principal payments coming due. The City's capital outlay program approved by the electorate in 1997 includes total bonds authorized of \$229.0 million. There are expected to be additional sales tax revenue bond sales of up to \$44.2 million in the following years to continue the balance of the program.

The City of Lafayette issued \$49.2 million of Taxable Refunding Bonds, Series 2002, dated November 7, 2002 for the purpose of refunding the fire and police merger obligation to the statewide retirement systems at a lower interest cost.

The City of Lafayette issued \$35.8 million of Public Improvement Sales Tax Refunding Bonds, Series 2002, dated December 1, 2002 (secured by the 1% 1961 general sales and use tax) for the purpose of refunding \$35.9 of Public Improvement Sales Tax Bonds, Series 1993A, dated May 1, 1993.

The City of Lafayette issued \$23.8 million of Public Improvement Sales Tax Revenue Bonds, Series 2003A and 2003B, dated January 1, 2003 (secured by the 1% 1961 general sales and use tax and the 1% 1985 general sales and use tax) for the purpose of purchasing, constructing, acquiring and extending street, drainage, and recreation improvements.

The City of Lafayette issued \$14.2 million of Public Improvement Sales Tax Refunding Bonds, Series 2003, dated February 20, 2003 (secured by the 1% 1961 general sales and use tax) for the purpose of refunding \$13.6 of Public Improvement Sales Tax Bonds, Series 1993B, dated June 1, 1993.

As of October 31, 2003, LCG bonds are rated by two of the major rating services as follows:

	<u>Underlying Ratings</u>		<u>Insured Ratings</u>	
	<u>Moody's Investors Service</u>	<u>Standard and Poor's</u>	<u>Moody's Investors Service</u>	<u>Standard and Poor's</u>
City of Lafayette Sales Tax Revenue Bonds 1961 and 1985 Taxes	A2	A+	Aaa	AAA
Lafayette Parish General Obligation Bonds	A2	A	Aaa	AAA
City of Lafayette Utilities System Revenue Bonds	A2	A-	Aaa	AAA
Lafayette Public Power Authority Revenue Bonds	A3	A	Aaa	AAA

Computation of the legal debt margin for general obligation bonds is as follows:

Governing Authority: City of Lafayette, Louisiana

Ad valorem Taxes:

Assessed Valuation, 2002 tax roll \$ 702,369,634

Debt Limit: 10% of Assessed Valuation (for any one purpose) \$ 70,236,963

Debt Limit: 35% of Assessed Valuation (aggregate, all purposes) 245,829,372

There are no outstanding bonds secured by ad valorem taxes of the City of Lafayette at this time.

Governing Authority: Parish of Lafayette, Louisiana

Ad valorem Taxes:

Assessed Valuation, 2002 tax roll \$1,063,999,041

Debt Limit: 10% of Assessed Valuation (for any one purpose) \$ 106,399,904

Debt Outstanding by purpose:

Roads and Bridges	\$ 9,795,000
Parish Courthouse	\$ 480,000
Drainage	\$ 3,170,000
Fire Protection	\$ 480,000
Recreation	\$ 385,000
Jail	\$ 2,015,000

The Louisiana Revised Statutes limit the City's bonded debt for any one purpose to 10% of the assessed valuation of the taxable property and 35% for all purposes. The Parish bonded debt is limited to 10% of the assessed valuation of the taxable property for any one purpose.

ECONOMIC FACTORS AND NEXT YEAR'S BUDGET AND RATES

Many factors were considered when preparing the fiscal year 2004 budget. One of those factors is the economy. The Lafayette labor market area's non-agricultural employment was 169,500 at August 2003, compared to 169,400 for the year of 2002, and 173,900 for 2001. In August 2003, unemployment in Lafayette Parish stood at 5.1% versus the State rate of 7.3%. Additionally, apartment occupancy rates stood at 95% for the third quarter of 2003. The value of residential and commercial building permits increased 33% in 2003.

The City's 2% general sales and use tax and the Parish's 1% general sales and use tax are major revenue sources to the General Fund, making up 30% of revenues. The historical trend for the City sales tax has been positive and resulted in a 5.5% increase for fiscal year 2003, while setting new sales records. For the period of November 2003 through March 2004, a 0.5% decrease has been realized over the same period in the previous year. The average annual increase since 1987 is 5.3%. The projected increase for the 2004 budget is 2.5%. The Parish sales tax declined 6% in 2003 following a 6% decrease in 2002. A 9% decrease is projected for the 2004 budget. The Parish sales tax applies only to unincorporated areas of the parish, and therefore, annexations by municipalities reduce the area of coverage and the collection of the tax revenues. However, municipalities annexing the area also become responsible for governmental services in those areas. Another major revenue source to the City General Fund is the Utilities System's payment in-lieu-of-tax (ILOT), which makes up 26% of the City's revenues. The ILOT for fiscal year 2003 was \$16.1 million and is projected at \$16.6 for the 2004 budget.

Amounts available for appropriation in the General Fund budget are \$76.8 million, an increase of 7% over the final 2003 budget of \$72.0 million. Leading the increase in revenues are property taxes and sales taxes as discussed above. The Utilities System in-lieu-of-tax payment to the General Fund is projected to increase \$.5 million compared to 2003. The property tax revenue increase resulted from an increase in the 2003 millage rates and assessed valuation, as well as a new property tax approved for the implementation of fire and police salary and benefit increases. Besides the fire and police salary increases, increased appropriations funded library service increases and the operating costs related to retirement cost increases and the operating costs for a new golf course. Other increases in appropriations were due to a 4% general pay increase for non-fire and police employees.

If budget estimates are met, the LCG's budgetary General Fund balance is expected to increase by \$.7 million by the close of 2004. It is significant that the 2004 budget does not rely on any fund balance use.

As for business-type activities, revenue increases are projected due to growth in retail electric, water, and wastewater sales, and a 10.0% increase in the wastewater rate effective November 2003. We also project an increase in the fuel and purchase power costs for the electric system of 6.6% due to rising natural gas prices. The Utilities System has done extremely well financially and has funded all its capital outlay needs from earnings since 1984, with the exception of one bond issue for \$18.0 million in 1996 for major wastewater plant improvements. This is changing for the future, however; and the fiscal year 2004 budget includes a projected bond sale of \$42.0 million, or about 88% of its capital program.

REQUESTS FOR INFORMATION

This financial report is designed to provide a general overview of the finances of the Lafayette City-Parish Consolidated Government and to demonstrate accountability for monies received. Questions concerning any of the information provided in this report or requests for additional information should be addressed to the Lafayette Consolidated Government, Office of Finance and Management, P.O. Box 4017-C, Lafayette, Louisiana, 70502.

This page intentionally left blank.

BASIC FINANCIAL STATEMENTS

LAFAYETTE CITY-PARISH CONSOLIDATED GOVERNMENT
LAFAYETTE, LOUISIANA

STATEMENT OF NET ASSETS
October 31, 2003

ASSETS	Primary Government			Component Units
	Governmental Activities	Business-type Activities	Total	
Cash	\$ 6,121,014	\$ 2,095,535	\$ 8,216,549	\$ 9,003,872
Investments	176,183,893	4,108,819	180,292,712	3,111,597
Accrued interest receivable	1,471,443	963	1,472,406	27,941
Assessments receivable	5,508	40,217	45,725	-
Loans receivable, net	3,232,574	-	3,232,574	-
Inventories, net	471,815	15,477,464	15,949,279	-
Accounts receivable, net	744,036	17,993,050	18,737,086	340,020
Due from component units	165,026	-	165,026	-
Due from other governmental agencies	14,739,081	-	14,739,081	747,290
Due from external parties	106,226	-	106,226	34,497
Taxes receivable	-	-	-	106,382
Other receivables	112,974	-	112,974	10,900
Prepaid items	94,064	147,945	242,009	-
Other assets	-	-	-	7,692
Restricted assets:				
Cash	-	20,108,722	20,108,722	-
Investments	-	99,291,519	99,291,519	-
Receivables	-	343,504	343,504	-
Deferred debits	3,824,350	7,974,654	11,799,004	-
Capital assets:				
Non-depreciable	97,479,741	29,532,841	127,012,582	-
Depreciable, net	279,350,071	368,764,306	648,114,377	499,682

Total assets \$ 584,101,816 \$ 565,879,539 \$ 1,149,981,355 \$ 13,889,873

(continued)

LAFAYETTE CITY-PARISH CONSOLIDATED GOVERNMENT
LAFAYETTE, LOUISIANA

STATEMENT OF NET ASSETS (CONTINUED)
October 31, 2003

LIABILITIES	Primary Government			Component Units
	Governmental Activities	Business-type Activities	Total	
Cash overdraft	\$ -	\$ -	\$ -	\$ 71,325
Accounts payable	7,792,146	10,471,619	18,263,765	712,179
Accrued liabilities	906,674	1,864,155	2,770,829	527,999
Retainage payable	2,993,251	460,313	3,453,564	-
Other payables	379,357	5,580	384,937	3,974
Internal balances	2,655,259	(2,655,259)	-	-
Due to primary government	-	-	-	157,310
Due to other governmental agencies	2,505,677	-	2,505,677	-
Deferred revenue	707,048	-	707,048	265,616
Accrued interest payable	6,385,885	1,696,156	8,082,041	-
Customer deposits	-	4,198,531	4,198,531	-
Long-term liabilities:				
Portion due or payable within one year -				
Claims payable	5,210,948	-	5,210,948	-
Bonds and notes payable	15,099,000	14,830,000	29,929,000	28,785
Capital leases	-	-	-	203,013
Accrued compensated absences	2,773,276	880,755	3,654,031	8,074
Portion due or payable after one year -				
Claims payable	2,627,123	-	2,627,123	-
Bonds and notes payable, net	340,932,182	104,672,421	445,604,603	-
Capital leases	-	-	-	1,121,052
Accrued compensated absences	5,443,626	2,196,563	7,640,189	180,093
Total liabilities	\$ 396,411,452	\$ 138,620,834	\$ 535,032,286	\$ 3,279,420
NET ASSETS				
Invested in capital assets, net of related debt	\$ 153,719,169	\$ 277,897,486	\$ 431,616,655	\$ (824,383)
Restricted for:				
Capital projects	1,989,770	-	1,989,770	2,923,780
Debt service	37,099,527	112,940,117	150,039,644	-
Other	9,239,304	-	9,239,304	4,544,386
Unrestricted	(14,357,406)	36,421,102	22,063,696	3,966,670
Total net assets	\$ 187,690,364	\$ 427,258,705	\$ 614,949,069	\$ 10,610,453
Total liabilities and net assets	\$ 584,101,816	\$ 565,879,539	\$ 1,149,981,355	\$ 13,889,873

See Notes to Financial Statements.

LAFAYETTE CITY-PARISH CONSOLIDATED GOVERNMENT
LAFAYETTE, LOUISIANA

STATEMENT OF ACTIVITIES
For the Year Ended October 31, 2003

Function/Program	Expenses	Program Revenues		
		Fees, Fines and Charges for Services	Operating Grants and Contributions	Capital Grants and Contributions
Primary government:				
Governmental activities -				
General government	\$ 28,063,688	\$ 2,812,751	\$ 3,099,764	\$ -
Public safety	34,924,562	1,693,658	347,022	213,135
Traffic and transportation	5,578,817	490,162	827,545	3,656,629
Streets and drainage	19,780,459	71,924	3,709,623	2,401,909
Urban redevelopment and housing	3,044,845	120,090	2,461,800	5,500
Economic development and assistance	811,260	-	632,503	4,799
Culture and recreation	15,133,989	4,128,324	160,963	1,500
Health and welfare	1,700,466	337,500	562,792	-
Economic opportunity	1,764,679	-	1,760,663	-
Conservation of natural resources	70,243	-	-	-
Intergovernmental	1,604,656	-	-	-
Unallocated depreciation	7,929,182	-	-	-
Interest on long-term debt	17,264,811	-	-	-
Total governmental activities	<u>\$ 137,671,657</u>	<u>\$ 9,654,409</u>	<u>\$ 13,562,675</u>	<u>\$ 6,283,472</u>
Business-type activities -				
Electric	\$ 122,126,131	\$ 136,582,995	\$ -	\$ 791
Water	9,215,748	11,725,104	-	470,396
Wastewater	12,577,141	14,290,555	-	-
Fiber optics	830,612	485,651	-	-
Coal-fired electric plant	44,025,777	44,230,058	-	-
Animal shelter control program	565,705	185,525	-	-
Solid waste collection services	7,318,395	7,264,661	-	15,940
Total business-type activities	<u>\$ 196,659,509</u>	<u>\$ 214,764,549</u>	<u>\$ -</u>	<u>\$ 487,127</u>
Total primary government	<u>\$ 334,331,166</u>	<u>\$ 224,418,958</u>	<u>\$ 13,562,675</u>	<u>\$ 6,770,599</u>

Net (Expense) Revenue and Change in Net Assets			
Primary Government			Component Units
Governmental Activities	Business-Type Activities	Total	
\$ (22,151,173)	\$ -	\$ (22,151,173)	\$ -
(32,670,747)	-	(32,670,747)	-
(604,481)	-	(604,481)	-
(13,597,003)	-	(13,597,003)	-
(457,455)	-	(457,455)	-
(173,958)	-	(173,958)	-
(10,843,202)	-	(10,843,202)	-
(800,174)	-	(800,174)	-
(4,016)	-	(4,016)	-
(70,243)	-	(70,243)	-
(1,604,656)	-	(1,604,656)	-
(7,929,182)	-	(7,929,182)	-
(17,264,811)	-	(17,264,811)	-
<u>\$ (108,171,101)</u>	<u>\$ -</u>	<u>\$ (108,171,101)</u>	<u>\$ -</u>
\$ -	\$ 14,457,655	\$ 14,457,655	\$ -
-	2,979,752	2,979,752	-
-	1,713,414	1,713,414	-
-	(344,961)	(344,961)	-
-	204,281	204,281	-
-	(380,180)	(380,180)	-
-	(37,794)	(37,794)	-
<u>\$ -</u>	<u>\$ 18,592,167</u>	<u>\$ 18,592,167</u>	<u>\$ -</u>
<u>\$ (108,171,101)</u>	<u>\$ 18,592,167</u>	<u>\$ (89,578,934)</u>	<u>\$ -</u>

(continued)

LAFAYETTE CITY-PARISH CONSOLIDATED GOVERNMENT
LAFAYETTE, LOUISIANA

STATEMENT OF ACTIVITIES (CONTINUED)
For the Year Ended October 31, 2003

Function/Program	Expenses	Program Revenues		
		Fees, Fines and Charges for Services	Operating Grants and Contributions	Capital Grants and Contributions
Component units:				
Downtown Development				
Authority	\$ 332,633	\$ -	\$ 38,193	\$ 60,000
Criminal Court	2,514,149	645,699	1,875,808	-
Firemen's Pension and Relief Fund	784,300	-	-	-
Police Pension and Relief Fund	555	-	-	-
Cajundome	6,963,354	3,990,133	299,103	400,000
City Court	1,630,894	404,916	1,367,966	-
City Marshal	179,768	246,727	-	-
Total component units	<u>\$ 12,405,653</u>	<u>\$ 5,287,475</u>	<u>\$ 3,581,070</u>	<u>\$ 460,000</u>

General revenues:

- Taxes -
 - Property
 - Sales
 - Occupational
 - Insurance premium
- Franchise fees
- Interest and penalties - delinquent taxes
- Other
- Grants and contributions not restricted to specific programs
- Investment earnings
- Miscellaneous
- Gain (loss) on sale of capital assets

Transfers

Total general revenues and transfers

Change in net assets

Net assets, beginning, as previously reported

Prior period adjustment

Net assets, as restated

Net assets, ending

See Notes to Financial Statements.

Net (Expense) Revenue and Change in Net Assets			
Primary Government			Component Units
Governmental Activities	Business-Type Activities	Total	
\$ -	\$ -	\$ -	\$ (234,440)
-	-	-	7,358
-	-	-	(784,300)
-	-	-	(555)
-	-	-	(2,274,118)
-	-	-	141,988
-	-	-	66,959
<u>\$ -</u>	<u>\$ -</u>	<u>\$ -</u>	<u>\$ (3,077,108)</u>
\$ 27,607,752	\$ -	\$ 27,607,752	\$ 340,020
58,882,348	-	58,882,348	-
1,690,853	-	1,690,853	-
448,650	-	448,650	-
1,867,123	-	1,867,123	-
106,120	-	106,120	-
36,260	-	36,260	1,600,278
3,541,654	-	3,541,654	-
3,879,638	2,096,404	5,976,042	160,982
651,231	-	651,231	101,952
(185,778)	-	(185,778)	(9,367)
15,571,903	(15,571,903)	-	-
<u>\$ 114,097,754</u>	<u>\$ (13,475,499)</u>	<u>\$ 100,622,255</u>	<u>\$ 2,193,865</u>
<u>\$ 5,926,653</u>	<u>\$ 5,116,668</u>	<u>\$ 11,043,321</u>	<u>\$ (883,243)</u>
\$ 170,616,428	\$ 422,142,037	\$ 592,758,465	\$ 11,493,696
11,147,283	-	11,147,283	-
<u>\$ 181,763,711</u>	<u>\$ 422,142,037</u>	<u>\$ 603,905,748</u>	<u>\$ 11,493,696</u>
<u>\$ 187,690,364</u>	<u>\$ 427,258,705</u>	<u>\$ 614,949,069</u>	<u>\$ 10,610,453</u>

LAFAYETTE CITY-PARISH CONSOLIDATED GOVERNMENT
LAFAYETTE, LOUISIANA

BALANCE SHEET
GOVERNMENTAL FUNDS
October 31, 2003

	<u>General</u>	<u>1961 Sales Tax Trust</u>	<u>1985 Sales Tax Trust</u>
ASSETS			
Cash	\$ 785,644	\$ 390	\$ -
Investments	21,973,241	-	-
Accrued interest receivable	194,396	-	-
Assessments receivable:			
Current	-	-	-
Delinquent	-	-	-
Loans receivable	-	-	-
Allowance for doubtful accounts	-	-	-
Inventories, at cost	1,425	-	-
Accounts receivable, net	299,879	-	-
Due from other funds	2,036,868	249,555	173,840
Due from component units	157,310	-	-
Due from other governmental agencies	923,718	2,409,568	2,117,677
Due from external parties	103,680	-	-
Other receivables	165,417	-	-
Prepaid items	-	-	-
	<u>-</u>	<u>-</u>	<u>-</u>
 Total assets	 <u>\$ 26,641,578</u>	 <u>\$ 2,659,513</u>	 <u>\$ 2,291,517</u>

Sales Tax Capital Improvements	Other Governmental Funds	Total Governmental Funds
\$ 549,511	\$ 7,938,221	\$ 9,273,766
15,556,895	133,369,626	170,899,762
137,631	1,092,668	1,424,695
-	1,907	1,907
-	3,601	3,601
-	3,292,661	3,292,661
-	(60,087)	(60,087)
-	38,163	39,588
-	210,229	510,108
3,324,257	4,678,345	10,462,865
-	7,716	165,026
2,609,744	2,007,831	10,068,538
-	-	103,680
-	-	165,417
-	9,422	9,422
<u>\$ 22,178,038</u>	<u>\$ 152,590,303</u>	<u>\$ 206,360,949</u>

(continued)

LAFAYETTE CITY-PARISH CONSOLIDATED GOVERNMENT
LAFAYETTE, LOUISIANA

BALANCE SHEET (CONTINUED)
GOVERNMENTAL FUNDS
October 31, 2003

	General	1961 Sales Tax Trust	1985 Sales Tax Trust
LIABILITIES AND FUND BALANCES			
Liabilities:			
Cash overdraft	\$ -	\$ -	\$ -
Accounts payable	944,602	21,544	20,406
Accrued salaries and benefits	670,264	-	-
Retainage payable	-	-	-
Other payables	297,773	-	-
Due to other funds	4,097,531	2,637,969	2,271,111
Due to other governmental agencies	49,697	-	-
Deferred revenue	4,565	-	-
	<u>\$ 6,064,432</u>	<u>\$ 2,659,513</u>	<u>\$ 2,291,517</u>
Fund balances:			
Reserved for -			
Encumbrances	\$ 197,795	\$ -	\$ -
Debt service	-	-	-
Inventories	1,425	-	-
Prepaid items	-	-	-
Housing	-	-	-
Noncurrent receivable	-	-	-
Designated for -			
Subsequent year's expenditures	1,047,673	-	-
Contingencies	9,500,000	-	-
Capital expenditures	673,716	-	-
Unreserved, undesignated	9,156,537	-	-
Unreserved, undesignated, reported in:			
Special Revenue Funds	-	-	-
Debt Service Funds	-	-	-
Capital Projects Funds	-	-	-
	<u>\$ 20,577,146</u>	<u>\$ -</u>	<u>\$ -</u>
Total fund balances	<u>\$ 20,577,146</u>	<u>\$ -</u>	<u>\$ -</u>
Total liabilities and fund balances	<u>\$ 26,641,578</u>	<u>\$ 2,659,513</u>	<u>\$ 2,291,517</u>

See Notes to Financial Statements.

Sales Tax Capital Improvements	Other Governmental Funds	Total Governmental Funds
\$ -	\$ 3,152,099	\$ 3,152,099
1,544,140	4,578,690	7,109,382
31,424	179,453	881,141
477,406	2,515,845	2,993,251
-	81,584	379,357
42,200	1,431,055	10,479,866
-	2,455,980	2,505,677
183,807	518,676	707,048
<u>\$ 2,278,977</u>	<u>\$ 14,913,382</u>	<u>\$ 28,207,821</u>
\$ 8,830,559	\$ 19,604,545	\$ 28,632,899
-	43,485,412	43,485,412
-	38,163	39,588
-	9,422	9,422
-	3,693,073	3,693,073
-	269,032	269,032
-	119,342	1,167,015
-	-	9,500,000
11,068,502	61,260,903	73,003,121
-	-	9,156,537
-	4,335,685	4,335,685
-	692,405	692,405
-	4,168,939	4,168,939
<u>\$ 19,899,061</u>	<u>\$ 137,676,921</u>	<u>\$ 178,153,128</u>
<u>\$ 22,178,038</u>	<u>\$ 152,590,303</u>	<u>\$ 206,360,949</u>

LAFAYETTE CITY-PARISH CONSOLIDATED GOVERNMENT
LAFAYETTE, LOUISIANA

RECONCILIATION OF THE GOVERNMENTAL FUNDS BALANCE SHEET
TO THE STATEMENT OF NET ASSETS
October 31, 2003

Total fund balances - governmental funds		\$ 178,153,128
Total net assets reported for governmental activities in the statement of net assets is different because:		
Capital assets used in governmental activities are not financial resources and are therefore not reported in the funds.		
Capital assets, net		376,145,545
Long-term liabilities, including bonds payable, are not due and payable in the current period and are therefore not reported in the governmental funds.		
Accrued interest payable	\$ (6,385,885)	
Bonds payable	(356,031,182)	
Accrued compensated absences	<u>(7,795,888)</u>	(370,212,955)
Internal service funds are used by management to charge the costs of certain activities to individual funds. The assets and liabilities of internal service funds are included in governmental activities in the statement of net assets.		
		34,634
Some revenues were collected more than sixty days after year end and therefore are not available soon enough to pay for current period expenditures.		
		4,637,368
Bond issue costs which are reported as expenditures in the year incurred in the governmental funds are deferred and amortized in the statement of activities.		
Bond issue costs, net of accumulated amortization		3,771,907
Elimination of administrative costs revenue related to business-type activities		
		<u>(4,839,263)</u>
Net assets of governmental activities		<u>\$ 187,690,364</u>

This page intentionally left blank.

LAFAYETTE CITY-PARISH CONSOLIDATED GOVERNMENT
LAFAYETTE, LOUISIANA

STATEMENT OF REVENUES, EXPENDITURES, AND CHANGES IN FUND BALANCES
GOVERNMENTAL FUNDS

For the Year Ended October 31, 2003

	General	1961 Sales Tax Trust	1985 Sales Tax Trust
Revenues:			
Taxes -			
Ad valorem	\$ 9,113,758	\$ -	\$ -
Sales and use	4,456,471	28,832,459	25,448,926
Utility System payments			
in lieu of taxes	16,139,625	-	-
Other	2,428,671	-	-
Licenses and permits	2,219,027	-	-
Intergovernmental -			
Federal grants	289,392	-	-
State funds:			
Grants	128,679	-	-
Parish transportation funds	-	-	-
State shared revenue	1,106,760	-	-
Other	841,262	-	-
Charges for services	5,006,038	-	-
Fines and forfeits	1,020,572	-	-
Investment earnings	484,839	16,084	14,171
Miscellaneous	1,096,974	-	-
	<u>\$ 44,332,068</u>	<u>\$ 28,848,543</u>	<u>\$ 25,463,097</u>
Expenditures:			
Current -			
General government	\$ 19,019,562	\$ 207,704	\$ 194,003
Public safety	26,370,307	-	-
Traffic and transportation	1,621,551	-	-
Streets and drainage	7,410,788	-	-
Urban redevelopment			
and housing	341,853	-	-
Cultural and recreation	366,137	-	-
Health and welfare	18,109	-	-
Economic opportunity	-	-	-
Economic development			
and assistance	59,353	-	-
Conservation of natural			
resources	70,243	-	-
Debt service:			
Principal retirement	1,040,570	-	-
Interest and fiscal charges	1,886,025	-	-
Transfer to paying agent	-	-	-
Capital outlay	88,929	-	-
	<u>\$ 58,293,427</u>	<u>\$ 207,704</u>	<u>\$ 194,003</u>

Sales Tax Capital Improvements	Other Governmental Funds	Total Governmental Funds
\$ -	\$ 18,493,994	\$ 27,607,752
-	-	58,737,856
-	-	16,139,625
-	29,481	2,458,152
-	1,170,490	3,389,517
3,813,584	9,903,597	14,006,573
2,348,959	1,606,752	4,084,390
-	1,303,102	1,303,102
-	980,407	2,087,167
1,016,806	21,167	1,879,235
-	5,344,915	10,350,953
-	296,352	1,316,924
409,479	2,807,645	3,732,218
72,614	344,752	1,514,340
<u>\$ 7,661,442</u>	<u>\$ 42,302,654</u>	<u>\$ 148,607,804</u>
\$ 1,785,452	\$ 7,574,569	\$ 28,781,290
381,794	3,920,338	30,672,439
645,094	2,675,561	4,942,206
3,477,648	7,775,390	18,663,826
5,154	2,601,144	2,948,151
1,708,058	12,545,981	14,620,176
-	1,601,892	1,620,001
-	1,735,180	1,735,180
-	614,979	674,332
-	-	70,243
-	13,794,000	14,834,570
-	14,967,049	16,853,074
-	860,761	860,761
11,765,131	32,424,403	44,278,463
<u>\$ 19,768,331</u>	<u>\$ 103,091,247</u>	<u>\$ 181,554,712</u>

(continued)

LAFAYETTE CITY-PARISH CONSOLIDATED GOVERNMENT
LAFAYETTE, LOUISIANA

STATEMENT OF REVENUES, EXPENDITURES, AND CHANGES IN FUND BALANCES (CONTINUED)
GOVERNMENTAL FUNDS
For the Year Ended October 31, 2003

	General	1961 Sales Tax Trust	1985 Sales Tax Trust
Excess (deficiency) of revenues over expenditures	\$ (13,961,359)	\$ 28,640,839	\$ 25,269,094
Other financing sources (uses):			
Transfers in	\$ 22,995,456	\$ 402,896	\$ 380,130
Transfers out	(10,781,244)	(29,043,735)	(25,649,224)
Transfers from component units	700,000	-	-
Transfers to component units	(1,438,179)	-	-
Bond proceeds	48,073,260	-	-
Transfer to paying agent	(47,898,849)	-	-
Sale of capital assets	53,161	-	-
Total other financing sources (uses)	\$ 11,703,605	\$ (28,640,839)	\$ (25,269,094)
Net change in fund balances	\$ (2,257,754)	\$ -	\$ -
Fund balances, beginning	22,834,900	-	-
Fund balances, ending	\$ 20,577,146	\$ -	\$ -

See Notes to Financial Statements.

<u>Sales Tax Capital Improvements</u>	<u>Other Governmental Funds</u>	<u>Total Governmental Funds</u>
\$ (12,106,889)	\$ (60,788,593)	\$ (32,946,908)
\$ 11,159,380	\$ 41,797,840	\$ 76,735,702
(22,196)	(11,834,839)	(77,331,238)
-	-	700,000
(400,000)	(38,193)	(1,876,372)
-	74,594,379	122,667,639
-	(50,791,037)	(98,689,886)
82,382	2,362	137,905
<u>\$ 10,819,566</u>	<u>\$ 53,730,512</u>	<u>\$ 22,343,750</u>
\$ (1,287,323)	\$ (7,058,081)	\$ (10,603,158)
<u>21,186,384</u>	<u>144,735,002</u>	<u>188,756,286</u>
<u>\$ 19,899,061</u>	<u>\$ 137,676,921</u>	<u>\$ 178,153,128</u>

LAFAYETTE CITY-PARISH CONSOLIDATED GOVERNMENT
LAFAYETTE, LOUISIANA

RECONCILIATION OF THE STATEMENT OF REVENUES, EXPENDITURES, AND
CHANGES IN FUND BALANCES OF GOVERNMENTAL FUNDS TO
THE STATEMENT OF ACTIVITIES

For the Year Ended October 31, 2003

Net change in fund balances - total governmental funds \$ (10,603,158)

The change in net assets reported for governmental activities in
the statement of activities is different because:

Governmental funds report capital outlays as
expenditures. However, in the statement of
activities the cost of those assets is allocated
over their estimated useful lives and reported as
depreciation expense.

Capital outlay	\$ 42,140,981	
Depreciation expense	<u>(14,443,446)</u>	27,697,535

The net effect of various miscellaneous transactions
involving capital assets, such as sales, trade-ins,
and donations, is to decrease net assets.

(226,396)

Because some revenues will not be collected for several
months after year-end, they are not considered
"available" revenues in the governmental funds.

Sales taxes		98,621
-------------	--	--------

Bond proceeds are reported as financing sources in
governmental funds and thus contribute to the change
in fund balance. In the statement of net assets, however,
issuing debt increases long-term liabilities and does
not affect the statement of activities. Similarly,
repayment of principal and transfer to paying agent are
expenditures in the governmental funds but reduce the
liability in the statement of activities.

Bond proceeds	\$ (122,667,639)	
Transfer to paying agent	99,550,647	
Principal payments	<u>15,713,854</u>	(7,403,138)

(continued)

LAFAYETTE CITY-PARISH CONSOLIDATED GOVERNMENT
LAFAYETTE, LOUISIANA

RECONCILIATION OF THE STATEMENT OF REVENUES, EXPENDITURES, AND
CHANGES IN FUND BALANCES OF GOVERNMENTAL FUNDS TO
THE STATEMENT OF ACTIVITIES (CONTINUED)
For the Year Ended October 31, 2003

Governmental funds report the effect of issuance costs, premiums, discounts and similar items when debt is first issued, whereas these amounts are deferred and amortized in the statement of activities.

Bond issue costs amortized	\$	(303,371)	
Bond issue costs incurred in the current year		503,146	
Net bond premium, discount amortized		244,425	
Current year bond premium, discount, net		(815,418)	
Current year loss on refunding		1,065,573	
Loss on refunding amortized		<u>(165,762)</u>	528,593

Some expenses reported in the statement of activities do not require the use of current financial resources and therefore, are not reported as expenditures in governmental funds.

Decrease in accrued interest payable	\$	936,801	
Increase in cash with paying agent		(1,476,305)	
Increase in compensated absences payable		<u>(790,637)</u>	(1,330,141)

Internal service funds are used by management to charge the costs of certain activities to individual funds. The net revenue (expense) of the internal service funds is reported with governmental activities.

(274,297)

Administrative costs charged to business-type activities are eliminated in the statement of activities resulting in a decrease in net assets.

(2,560,966)

Change in net assets of governmental activities

\$ 5,926,653

LAFAYETTE CITY-PARISH CONSOLIDATED GOVERNMENT
LAFAYETTE, LOUISIANA

STATEMENT OF NET ASSETS
PROPRIETARY FUNDS
October 31, 2003

	Business-Type Activities - Enterprise		
		Lafayette	Other
	Utilities System	Public Power Authority	Enterprise Funds
ASSETS			
CURRENT ASSETS			
Cash	\$ 869,563	\$ 3,032,892	\$ 4,143
Investments	4,000,000	-	108,819
Accrued interest receivable	-	-	963
Inventories, net	3,647,537	11,829,927	-
Accounts receivable, net	16,189,054	14,539	1,789,457
Special assessments receivable	9,235	-	-
Due from other funds	11,933	2,128,559	1,131
Prepaid items	147,945	-	-
Total current assets	<u>\$ 24,875,267</u>	<u>\$ 17,005,917</u>	<u>\$ 1,904,513</u>
NONCURRENT ASSETS			
Restricted assets:			
Cash	\$ 7,231,999	\$ 12,876,723	\$ -
Investments	86,151,217	13,140,302	-
Receivables	285,298	58,206	-
Due from other funds	-	2,988,800	-
Total restricted assets	<u>\$ 93,668,514</u>	<u>\$ 29,064,031</u>	<u>\$ -</u>
CAPITAL ASSETS			
Land	\$ -	\$ -	\$ 3,147,688
Buildings and site improvements, net	-	-	247,545
Equipment, net	-	-	862,333
Utility plant and equipment, net	291,552,820	51,633,069	-
Utility plant acquisition adjustments, net	24,670,503	-	-
Construction in process	23,857,553	2,325,636	-
Total capital assets	<u>\$ 340,080,876</u>	<u>\$ 53,958,705</u>	<u>\$ 4,257,566</u>
OTHER ASSETS			
Special assessments receivable	<u>\$ 30,982</u>	<u>\$ -</u>	<u>\$ -</u>
DEFERRED DEBITS			
	<u>\$ 23,172</u>	<u>\$ 7,951,482</u>	<u>\$ -</u>
Total assets	<u><u>\$ 458,678,811</u></u>	<u><u>\$ 107,980,135</u></u>	<u><u>\$ 6,162,079</u></u>

<u>Funds</u>	Governmental Activities Internal Service Funds
<u>Total</u>	<u>Funds</u>
\$ 3,906,598	\$ 137,121
4,108,819	5,284,131
963	46,748
15,477,464	432,227
17,993,050	233,928
9,235	-
2,141,623	193,205
147,945	84,642
<u>\$ 43,785,697</u>	<u>\$ 6,412,002</u>
\$ 20,108,722	\$ -
99,291,519	-
343,504	-
2,988,800	-
<u>\$ 122,732,545</u>	<u>\$ -</u>
\$ 3,147,688	\$ -
247,545	343,257
862,333	341,010
343,185,889	-
24,670,503	-
26,183,189	-
<u>\$ 398,297,147</u>	<u>\$ 684,267</u>
<u>\$ 30,982</u>	<u>\$ -</u>
<u>\$ 7,974,654</u>	<u>\$ -</u>
<u>\$ 572,821,025</u>	<u>\$ 7,096,269</u>

(continued)

LAFAYETTE CITY-PARISH CONSOLIDATED GOVERNMENT
LAFAYETTE, LOUISIANA

STATEMENT OF NET ASSETS (CONTINUED)
PROPRIETARY FUNDS
October 31, 2003

	Business-Type Activities - Enterprise		
	Utilities System	Lafayette Public Power Authority	Other Enterprise Funds
LIABILITIES			
CURRENT LIABILITIES (payable from current assets)			
Cash overdraft	\$ 4,349	\$ -	\$ 1,806,714
Accounts payable	8,524,289	1,447,136	500,194
Accrued liabilities	1,843,393	-	15,182
Other payables	-	-	5,580
Retainage payable	465,893	-	-
Unpaid claims liability	-	-	-
Due to other funds	5,208,786	57,638	-
Accrued compensated absences	787,277	-	93,478
Total	\$ 16,833,987	\$ 1,504,774	\$ 2,421,148
CURRENT LIABILITIES (payable from restricted assets)			
Revenue bonds payable	\$ 5,750,000	\$ 9,080,000	\$ -
Interest coupons payable	273,720	1,422,436	-
Customers' deposits	4,198,531	-	-
Total	\$ 10,222,251	\$ 10,502,436	\$ -
Total current liabilities	\$ 27,056,238	\$ 12,007,210	\$ 2,421,148
NONCURRENT LIABILITIES			
Revolving loan fund advances	\$ 13,113,278	\$ -	\$ -
Revenue bonds payable	6,020,000	98,515,637	-
Unamortized loss on bond refunding	(77,473)	(12,899,021)	-
Claims payable	-	-	-
Accrued compensated absences	2,189,388	-	7,175
Total noncurrent liabilities	\$ 21,245,193	\$ 85,616,616	\$ 7,175
Total liabilities	\$ 48,301,431	\$ 97,623,826	\$ 2,428,323
NET ASSETS			
Invested in capital assets, net of related debt	\$ 315,018,841	\$ (41,378,921)	\$ 4,257,566
Restricted for:			
Debt service	88,376,086	24,564,031	-
Unrestricted	6,982,453	27,171,199	(523,810)
Total net assets	\$ 410,377,380	\$ 10,356,309	\$ 3,733,756
Total liabilities and net assets	\$ 458,678,811	\$ 107,980,135	\$ 6,162,079

See Notes to Financial Statements.

<u>Funds</u>	Governmental Activities Internal Service Funds
<u>Total</u>	<u>Funds</u>
\$ 1,811,063	\$ 137,774
10,471,619	649,589
1,858,575	25,533
5,580	-
465,893	-
-	5,210,948
5,266,424	37,657
880,755	98,831
<u>\$ 20,759,909</u>	<u>\$ 6,160,332</u>
\$ 14,830,000	\$ -
1,696,156	-
4,198,531	-
<u>\$ 20,724,687</u>	<u>\$ -</u>
<u>\$ 41,484,596</u>	<u>\$ 6,160,332</u>
\$ 13,113,278	\$ -
104,535,637	-
(12,976,494)	-
-	2,627,123
2,196,563	322,183
<u>\$ 106,868,984</u>	<u>\$ 2,949,306</u>
<u>\$ 148,353,580</u>	<u>\$ 9,109,638</u>
\$ 277,897,486	\$ 684,267
112,940,117	-
33,629,842	(2,697,636)
<u>\$ 424,467,445</u>	<u>\$ (2,013,369)</u>
<u>\$ 572,821,025</u>	<u>\$ 7,096,269</u>

LAFAYETTE CITY-PARISH CONSOLIDATED GOVERNMENT
LAFAYETTE, LOUISIANARECONCILIATION OF THE PROPRIETARY FUNDS STATEMENT OF
NET ASSETS TO THE STATEMENT OF NET ASSETS
October 31, 2003

Total net assets - enterprise funds	\$ 424,467,445
Total net assets reported for business-type activities in the statement of net assets is different because:	
Administrative costs paid to governmental activities are eliminated in the statement of activities resulting in an increase in net assets.	4,839,263
The net revenue (expense) of certain internal service funds are reported with business-type activities.	<u>(2,048,003)</u>
Net assets of business-type activities	<u><u>\$ 427,258,705</u></u>

This page intentionally left blank.

LAFAYETTE CITY-PARISH CONSOLIDATED GOVERNMENT
LAFAYETTE, LOUISIANA

STATEMENT OF REVENUES, EXPENSES, AND CHANGES IN
FUND NET ASSETS
PROPRIETARY FUNDS
For the Year Ended October 31, 2003

	Business-Type Activities - Enterprise		
	Utilities System	Lafayette Public Power Authority	Other Enterprise Funds
		<u> </u>	<u> </u>
Operating revenues:			
Charges for services	\$ 163,084,305	\$ 44,230,058	\$ 7,424,455
Miscellaneous	-	-	25,731
Total operating revenues	<u>\$ 163,084,305</u>	<u>\$ 44,230,058</u>	<u>\$ 7,450,186</u>
Operating expenses:			
Production, collection and cost of services	\$ 102,694,989	\$ 27,577,374	\$ 7,283,020
Distribution and treatment	14,945,568	163,919	-
Administrative and general	11,814,983	2,416,101	829,256
Transfer to City in lieu of taxes	16,139,625	-	-
Depreciation and amortization	13,617,407	4,408,451	192,461
Total operating expenses	<u>\$ 159,212,572</u>	<u>\$ 34,565,845</u>	<u>\$ 8,304,737</u>
Operating income (loss)	<u>\$ 3,871,733</u>	<u>\$ 9,664,213</u>	<u>\$ (854,551)</u>
Nonoperating revenues (expenses):			
Investment earnings	\$ 1,507,582	\$ 586,186	\$ 2,636
Costs to be recovered through billings to the City, net	-	(2,289,973)	-
Interest expense	(976,301)	(5,095,158)	-
Other, net	(1,446,229)	(2,074,801)	(3,320)
Total nonoperating revenues (expenses)	<u>\$ (914,948)</u>	<u>\$ (8,873,746)</u>	<u>\$ (684)</u>
Income (loss) before contributions and transfers	\$ 2,956,785	\$ 790,467	\$ (855,235)
Capital contributions	471,187	-	36,797
Transfers in	-	-	603,102
Transfers out	(7,566)	-	-
Change in net assets	\$ 3,420,406	\$ 790,467	\$ (215,336)
Net assets, beginning	<u>406,956,974</u>	<u>9,565,842</u>	<u>3,949,092</u>
Net assets, ending	<u>\$ 410,377,380</u>	<u>\$ 10,356,309</u>	<u>\$ 3,733,756</u>

See Notes to Financial Statements.

<u>Funds</u>	Governmental Activities Internal Service Funds
<u>Total</u>	<u>Funds</u>
\$ 214,738,818	\$ 19,571,085
25,731	1,335,373
<u>\$ 214,764,549</u>	<u>\$ 20,906,458</u>
\$ 137,555,383	\$ 22,716,733
15,109,487	-
15,060,340	-
16,139,625	-
18,218,319	116,581
<u>\$ 202,083,154</u>	<u>\$ 22,833,314</u>
<u>\$ 12,681,395</u>	<u>\$ (1,926,856)</u>
\$ 2,096,404	\$ 144,757
(2,289,973)	-
(6,071,459)	-
(3,524,350)	(486)
<u>\$ (9,789,378)</u>	<u>\$ 144,271</u>
\$ 2,892,017	\$ (1,782,585)
507,984	68,453
603,102	-
(7,566)	-
<u>\$ 3,995,537</u>	<u>\$ (1,714,132)</u>
<u>420,471,908</u>	<u>(299,237)</u>
<u>\$ 424,467,445</u>	<u>\$ (2,013,369)</u>

LAFAYETTE CITY-PARISH CONSOLIDATED GOVERNMENT
LAFAYETTE, LOUISIANA

RECONCILIATION OF THE STATEMENT OF REVENUES, EXPENSES, AND
CHANGES IN FUND NET ASSETS OF PROPRIETARY FUNDS TO
THE STATEMENT OF ACTIVITIES
For the Year Ended October 31, 2003

Change in net assets - total enterprise funds	\$ 3,995,537
The change in net assets reported for business-type activities in the statement of activities is different because:	
Administrative costs paid to governmental activities are eliminated in the statement of activities resulting in an increase in net assets.	2,560,966
The net revenue (expense) of certain internal service funds are reported with business-type activities.	<u>(1,439,835)</u>
Change in net assets of business-type activities	<u><u>\$ 5,116,668</u></u>

This page intentionally left blank.

LAFAYETTE CITY-PARISH CONSOLIDATED GOVERNMENT
LAFAYETTE, LOUISIANA

STATEMENT OF CASH FLOWS
PROPRIETARY FUNDS
For the Year Ended October 31, 2003

	Business-Type Activities - Enterprise		
	Utilities System	Lafayette	
		Public Power Authority	Other Enterprise Funds
CASH FLOWS FROM OPERATING ACTIVITIES			
Receipts from customers	\$ 161,227,385	\$ 40,076,535	\$ 7,306,996
Receipts from insured	-	-	-
Payments to suppliers for goods and services	(115,056,753)	(38,196,613)	(6,576,916)
Payments to employees	(12,584,242)	(115,110)	(1,081,168)
Payments for claims	-	-	-
Internal activity - receipts from (payments to) other funds	(18,326,125)	-	(374,466)
Other receipts (payments)	3,458,498	5,724,126	25,731
Net cash provided (used) by operating activities	<u>\$ 18,718,763</u>	<u>\$ 7,488,938</u>	<u>\$ (699,823)</u>
CASH FLOWS FROM NONCAPITAL FINANCING ACTIVITIES			
Contributions from other entities	\$ -	\$ -	\$ -
Increase (decrease) in cash overdraft	4,349	-	159,036
Increase (decrease) in customer deposits, net of refunds	562,217	-	-
Interest paid on customer deposits	(25,749)	-	-
Transfers out	(6,184)	-	-
Transfers in	198,497	-	551,404
Net cash provided (used) by noncapital financing activities	<u>\$ 733,130</u>	<u>\$ -</u>	<u>\$ 710,440</u>
CASH FLOWS FROM CAPITAL AND RELATED FINANCING ACTIVITIES			
Capital contributions from outside parties	\$ 485,710	\$ -	\$ -
Proceeds from bond issuance	-	66,151,169	-
Principal payments	(6,270,000)	(74,660,000)	-
Interest paid	(1,080,747)	(6,247,884)	-
Purchase and construction of fixed assets	(23,401,790)	(1,331,961)	-
Net cash provided (used) by capital and related financing activities	<u>\$ (30,266,827)</u>	<u>\$ (16,088,676)</u>	<u>\$ -</u>
CASH FLOWS FROM INVESTING ACTIVITIES			
Interest earnings	\$ 2,340,355	\$ 624,115	\$ 2,706
Sales (purchases) of investments	23,692,000	(5,663,362)	(13,863)
Other	1,285,072	34,001	-
Net cash provided (used) by investing activities	<u>\$ 27,317,427</u>	<u>\$ (5,005,246)</u>	<u>\$ (11,157)</u>

<u>Funds</u>	Governmental Activities Internal Service Funds
<u>Total</u>	<u>Funds</u>
\$ 208,610,916	\$ 4,448,465
-	14,966,489
(159,830,282)	(6,605,607)
(13,780,520)	(1,631,221)
-	(14,600,037)
(18,700,591)	-
<u>9,208,355</u>	<u>1,466,663</u>
<u>\$ 25,507,878</u>	<u>\$ (1,955,248)</u>
\$ -	\$ -
163,385	(315,341)
562,217	-
(25,749)	-
(6,184)	-
<u>749,901</u>	<u>-</u>
<u>\$ 1,443,570</u>	<u>\$ (315,341)</u>
\$ 485,710	\$ -
66,151,169	-
(80,930,000)	-
(7,328,631)	-
<u>(24,733,751)</u>	<u>-</u>
<u>\$ (46,355,503)</u>	<u>\$ -</u>
\$ 2,967,176	\$ 301,889
18,014,775	1,866,084
<u>1,319,073</u>	<u>-</u>
<u>\$ 22,301,024</u>	<u>\$ 2,167,973</u>

(continued)

LAFAYETTE CITY-PARISH CONSOLIDATED GOVERNMENT
LAFAYETTE, LOUISIANA

STATEMENT OF CASH FLOWS (CONTINUED)
PROPRIETARY FUNDS
For the Year Ended October 31, 2003

	Business-Type Activities - Enterprise		
		Lafayette	
	Utilities System	Public Power Authority	Other Enterprise Funds
Net increase (decrease) in cash and cash equivalents	\$ 16,502,493	\$ (13,604,984)	\$ (540)
Balances, beginning of the year	25,716,107	29,514,599	4,683
Balances, end of the year	<u>\$ 42,218,600</u>	<u>\$ 15,909,615</u>	<u>\$ 4,143</u>
 RECONCILIATION OF OPERATING INCOME TO NET CASH PROVIDED (USED) BY OPERATING ACTIVITIES			
Operating income (loss)	\$ 3,871,733	\$ 9,664,213	\$ (854,551)
Adjustments to reconcile operating income (loss) to net cash provided by operating activities:			
Depreciation	13,617,407	4,408,451	192,461
Provision for bad debts	451,377	-	27,768
Other	(1,263,380)	1,238,991	-
Change in assets and liabilities:			
Receivables	(2,308,300)	3,336	(26,164)
Due from other funds	-	(4,161,176)	-
Due from other governmental agencies	3,384,378	-	-
Inventories	(759,171)	(3,420,251)	-
Prepaid expenses and clearing accounts	37,909	-	-
Accounts and other payables	2,072,446	(244,626)	(39,337)
Other liabilities	(385,636)	-	-
Net cash provided (used) by operating activities	<u>\$ 18,718,763</u>	<u>\$ 7,488,938</u>	<u>\$ (699,823)</u>
 Noncash investing, capital and financing activities:			
Capital assets contributed from other funds	\$ -	\$ -	\$ 36,797
Increase/(decrease) in fair value of investments	<u>\$ (756,003)</u>	<u>\$ -</u>	<u>\$ -</u>
 Cash and cash equivalents shown on statement of net assets as:			
Current assets -			
Cash	\$ 869,563	\$ 3,032,892	\$ 4,143
Investments	-	-	-
	<u>\$ 869,563</u>	<u>\$ 3,032,892</u>	<u>\$ 4,143</u>
Restricted assets -			
Cash	\$ 7,231,999	\$ 12,876,723	\$ -
Investments	34,117,038	-	-
	<u>\$ 41,349,037</u>	<u>\$ 12,876,723</u>	<u>\$ -</u>
Total	<u>\$ 42,218,600</u>	<u>\$ 15,909,615</u>	<u>\$ 4,143</u>

See Notes to Financial Statements.

<u>Funds</u>	Governmental Activities Internal Service Funds
<u>Total</u>	<u>Funds</u>
\$ 2,896,969	\$ (102,616)
55,235,389	239,737
<u>\$ 58,132,358</u>	<u>\$ 137,121</u>
\$ 12,681,395	\$ (1,926,856)
18,218,319	116,581
479,145	-
(24,389)	-
(2,331,128)	614,657
(4,161,176)	(151,395)
3,384,378	-
(4,179,422)	(140,536)
37,909	8,751
1,788,483	(476,450)
(385,636)	-
<u>\$ 25,507,878</u>	<u>\$ (1,955,248)</u>
<u>\$ 36,797</u>	<u>\$ 68,453</u>
<u>\$ (756,003)</u>	<u>\$ -</u>
\$ 3,906,598	\$ 137,121
-	-
<u>\$ 3,906,598</u>	<u>\$ 137,121</u>
\$ 20,108,722	\$ -
34,117,038	-
<u>\$ 54,225,760</u>	<u>\$ -</u>
<u>\$ 58,132,358</u>	<u>\$ 137,121</u>

LAFAYETTE CITY-PARISH CONSOLIDATED GOVERNMENT
LAFAYETTE, LOUISIANA

STATEMENT OF FIDUCIARY NET ASSETS
FIDUCIARY FUNDS
October 31, 2003

	Metrocode Retirement Fund	Investment Trust Fund	Agency Funds
ASSETS			
Cash	\$ 4,748	\$ 289,428	\$ 1,609,371
Investments	-	8,195,340	-
Accrued interest receivable	-	72,504	-
Total assets	\$ 4,748	\$ 8,557,272	\$ 1,609,371
LIABILITIES			
Accrued liabilities	\$ -	\$ -	\$ 621,849
Due to other governmental agencies	-	-	202,837
Due to external parties	-	-	37,043
Other payables	-	-	747,642
Total liabilities	\$ -	\$ -	\$ 1,609,371
NET ASSETS			
Held in trust for pool participants	\$ -	\$ 8,557,272	\$ -
Held in trust for pension benefits	4,748	-	-
Total net assets	\$ 4,748	\$ 8,557,272	\$ -

See Notes to Financial Statements.

LAFAYETTE CITY-PARISH CONSOLIDATED GOVERNMENT
LAFAYETTE, LOUISIANA

STATEMENT OF CHANGES IN FIDUCIARY NET ASSETS
FIDUCIARY FUNDS

For the Year Ended October 31, 2003

	Metrocode Retirement Fund	Investment Trust Fund
	<u> </u>	<u> </u>
ADDITIONS		
Investment income:		
Net decrease in fair value of investments	\$ -	\$ (91,277)
Interest	-	235,162
Total investment income	<u>\$ -</u>	<u>\$ 143,885</u>
Individual account transactions:		
Participant deposits	-	3,895,418
Total additions	<u>\$ -</u>	<u>\$ 4,039,303</u>
DEDUCTIONS		
Benefits paid	\$ 3,592	\$ -
Distributions to participants	-	2,770,020
Total deductions	<u>\$ 3,592</u>	<u>\$ 2,770,020</u>
Change in net assets held in trust for:		
Pension benefits	\$ (3,592)	\$ -
Pool participants	-	1,269,283
Net assets, beginning	<u>8,340</u>	<u>7,287,989</u>
Net assets, ending	<u><u>\$ 4,748</u></u>	<u><u>\$ 8,557,272</u></u>

See Notes to Financial Statements.

LAFAYETTE CITY-PARISH CONSOLIDATED GOVERNMENT
LAFAYETTE, LOUISIANA

COMBINING STATEMENT OF NET ASSETS
ALL DISCRETELY PRESENTED COMPONENT UNITS
October 31, 2003

	Downtown Development Authority	Criminal Court	Firemen's Pension & Relief Fund	Police Pension & Relief Fund
ASSETS				
Cash	\$ 1,042,070	\$ 100	\$ 587,961	\$ 793,685
Investments	-	-	2,460,301	651,296
Accrued interest receivable	-	-	21,766	5,762
Accounts receivable, net	-	-	-	-
Taxes receivable	106,382	-	-	-
Other receivables	-	-	-	-
Due from external parties	-	-	-	-
Due from other governmental agencies	223,939	211,782	-	-
Deposits	-	-	-	-
Capital assets, net	88,451	19,549	-	-
Total assets	\$ 1,460,842	\$ 231,431	\$ 3,070,028	\$ 1,450,743
LIABILITIES AND NET ASSETS				
Liabilities:				
Cash overdraft	\$ -	\$ 71,325	\$ -	\$ -
Accounts payable	-	46,949	-	-
Accrued liabilities	-	32,458	394,439	-
Other payables	-	-	-	-
Due to primary government	-	61,150	-	-
Due to other governmental agencies	-	-	-	-
Notes payable	-	-	-	-
Capital leases	-	-	-	-
Compensated absences	79,501	-	-	-
Deferred revenue	-	-	-	-
Total liabilities	\$ 79,501	\$ 211,882	\$ 394,439	\$ -
Net Assets:				
Invested in capital assets, net of related debt	\$ 88,451	\$ 19,549	\$ -	\$ -
Restricted for:				
Capital projects	-	-	-	-
Other purposes	-	-	2,675,589	1,450,743
Unrestricted	1,292,890	-	-	-
Total net assets	\$ 1,381,341	\$ 19,549	\$ 2,675,589	\$ 1,450,743
Total liabilities and net assets	\$ 1,460,842	\$ 231,431	\$ 3,070,028	\$ 1,450,743

See Notes to Financial Statements.

Cajundome	City Court of Lafayette	Marshal - City Court of Lafayette	Total
\$ 3,378,179	\$ 3,023,126	\$ 178,751	\$ 9,003,872
-	-	-	3,111,597
413	-	-	27,941
314,880	-	25,140	340,020
-	-	-	106,382
-	-	10,900	10,900
-	34,497	-	34,497
311,569	-	-	747,290
7,692	-	-	7,692
-	265,074	126,608	499,682
<u>\$ 4,012,733</u>	<u>\$ 3,322,697</u>	<u>\$ 341,399</u>	<u>\$ 13,889,873</u>
\$ -	\$ -	\$ -	\$ 71,325
655,533	-	9,697	712,179
101,102	-	-	527,999
-	-	3,974	3,974
96,160	-	-	157,310
-	-	-	-
28,785	-	-	28,785
1,324,065	-	-	1,324,065
108,666	-	-	188,167
265,616	-	-	265,616
<u>\$ 2,579,927</u>	<u>\$ -</u>	<u>\$ 13,671</u>	<u>\$ 3,279,420</u>
\$ (1,324,065)	\$ 265,074	\$ 126,608	\$ (824,383)
2,923,780	-	-	2,923,780
1,468	416,586	-	4,544,386
(168,377)	2,641,037	201,120	3,966,670
<u>\$ 1,432,806</u>	<u>\$ 3,322,697</u>	<u>\$ 327,728</u>	<u>\$ 10,610,453</u>
<u>\$ 4,012,733</u>	<u>\$ 3,322,697</u>	<u>\$ 341,399</u>	<u>\$ 13,889,873</u>

LAFAYETTE CITY-PARISH CONSOLIDATED GOVERNMENT
LAFAYETTE, LOUISIANA

COMBINING STATEMENT OF ACTIVITIES
ALL DISCRETELY PRESENTED COMPONENT UNITS
For the Year Ended October 31, 2003

	Downtown Development Authority	Criminal Court	Firemen's Pension & Relief Fund	Police Pension & Relief Fund
Expenses	\$ 332,633	\$ 2,514,149	\$ 784,300	\$ 555
Program Revenues:				
Charges for services	-	645,699	-	-
Operating grants and contributions	38,193	1,875,808	-	-
Capital grants and contributions	60,000	-	-	-
Net program revenues (expenses)	\$ (234,440)	\$ 7,358	\$ (784,300)	\$ (555)
General revenues:				
Taxes:				
Property	\$ 340,020	\$ -	\$ -	\$ -
Hotel/motel	-	-	-	-
Insurance premium	-	-	-	-
Investment earnings	30,595	(17,822)	48,779	20,547
Miscellaneous	400	-	-	-
Loss on disposal of assets	-	(7,761)	-	-
Total general revenues	\$ 371,015	\$ (25,583)	\$ 48,779	\$ 20,547
Change in net assets	\$ 136,575	\$ (18,225)	\$ (735,521)	\$ 19,992
Net assets, beginning	1,244,766	37,774	3,411,110	1,430,751
Net assets, ending	\$ 1,381,341	\$ 19,549	\$ 2,675,589	\$ 1,450,743

See Notes to Financial Statements.

Cajundome	City Court of Lafayette	Marshal - City Court of Lafayette	Total
\$ 6,963,354	\$ 1,630,894	\$ 179,768	\$ 12,405,653
3,990,133	404,916	246,727	5,287,475
299,103	1,367,966	-	3,581,070
400,000	-	-	460,000
<u>\$ (2,274,118)</u>	<u>\$ 141,988</u>	<u>\$ 66,959</u>	<u>\$ (3,077,108)</u>
\$ -	\$ -	\$ -	\$ 340,020
1,600,278	-	-	1,600,278
-	-	-	-
43,840	34,702	341	160,982
101,552	-	-	101,952
-	(1,606)	-	(9,367)
<u>\$ 1,745,670</u>	<u>\$ 33,096</u>	<u>\$ 341</u>	<u>\$ 2,193,865</u>
\$ (528,448)	\$ 175,084	\$ 67,300	\$ (883,243)
<u>1,961,254</u>	<u>3,147,613</u>	<u>260,428</u>	<u>11,493,696</u>
<u><u>\$ 1,432,806</u></u>	<u><u>\$ 3,322,697</u></u>	<u><u>\$ 327,728</u></u>	<u><u>\$ 10,610,453</u></u>

LAFAYETTE CITY-PARISH CONSOLIDATED GOVERNMENT
LAFAYETTE, LOUISIANA

NOTES TO FINANCIAL STATEMENTS

Note 1. Summary of Significant Accounting Policies

The financial statements of the Lafayette City-Parish Consolidated Government are prepared in accordance with generally accepted accounting principles (GAAP). The Governmental Accounting Standards Board (GASB) is responsible for establishing GAAP for state and local governments through its pronouncements (Statements and Interpretations). Governments are also required to follow the pronouncements of the Financial Accounting Standards Board (FASB) issued through November 30, 1989 (when applicable) that do not conflict with or contradict GASB pronouncements. Although the Government has the option to apply FASB pronouncements issued after that date to its business-type activities and enterprise funds, the Government has chosen not to do so. The more significant of the Government's accounting policies are described below.

Reporting entity:

The financial reporting entity consists of (a) the primary government, (b) organizations for which the primary government is financially accountable, and (c) other organizations for which the primary government is not accountable, but for which the nature and significance of their relationship with the primary government are such that exclusion would cause the reporting entity's financial statements to be misleading or incomplete.

Primary government -

Lafayette City-Parish Consolidated Government - The Government operates under an elected President-Council (9 members) administrative-legislative form of government. The Consolidated Government's operations include police and fire protection, public transportation (a Government-owned bus system), streets and drainage, parks and recreation, certain social services (including urban redevelopment and housing) and general administration services. The Government owns and operates three enterprise activities: a utilities system which generates and distributes electricity and provides water and sewer services; an environmental services fund which provides residential waste collection; and an animal control shelter which provides a parish-wide animal control program.

NOTES TO FINANCIAL STATEMENTS

Component units -

Governmental Accounting Standards Board (GASB) Statement No. 14, "The Financial Reporting Entity" establishes criteria for determining which entities should be considered a component unit and, as such, part of the reporting entity for financial reporting purposes. The basic criteria are as follows:

1. Legal status of the potential component unit including the right to incur its own debt, levy its own taxes and charges, expropriate property in its own name, sue and be sued, and the right to buy, sell and lease property in its own name.
2. Whether the primary government's governing authority (City-Parish Council or City-Parish President) appoints a majority of board members of the potential component unit.
3. Fiscal interdependency between the primary government and the potential component unit.
4. Imposition of will by the primary government on the potential component unit.
5. Financial benefit/burden relationship between the primary government and the potential component unit.

Based on this criteria, the Government includes the component units detailed below in the financial reporting entity. Other component units, which should be included in order to conform with generally accepted accounting principles, are omitted.

Blended component unit -

Lafayette Public Power Authority (LPPA) - LPPA was created by the Louisiana Legislature for the purpose of acquiring electric generating facilities in conjunction with other governmental entities or private enterprises. LPPA owns 50% of a coal-fired generating plant in Boyce, Louisiana (other owners: Cleco - 30%; Louisiana Energy and Power Authority - 20%). All energy produced from LPPA's share of the facility is sold to the Lafayette City-Parish Consolidated Government. The Lafayette Public Utilities Authority (LPUA) is LPPA's governing authority and is comprised of City-Parish council members whose council district includes sixty percent (60%) or more of persons residing in the City of Lafayette and the Government's Director of Utilities is its Managing Director. Although it is legally separate from the Government, LPPA is reported as if it were part of the primary government because its governing body is composed of much of the governing body of the Government and all of the energy generated is sold to Lafayette City-Parish Government's Utilities System.

NOTES TO FINANCIAL STATEMENTS

Discretely presented component units -

Downtown Development Authority - The Downtown Development Authority was created by the Louisiana Legislature to implement various plans to aid and encourage both private and public development of the Lafayette Centre Development District. The Council appoints the seven members of the Authority, and the Council must also approve any development plans of the Authority. Funding is provided by an ad valorem tax. The tax began in 1993 and will continue for a period of fifteen years. The Authority's fiscal year end is December 31.

Police Pension and Relief Fund and Firemen's Pension and Relief Fund - These entities were created by the Louisiana Legislature to provide retirement and disability benefits to the firemen and policemen of the City of Lafayette. During a prior fiscal year, each merged with its respective statewide system. The funds will continue to exist until all assets have been liquidated.

Cajundome Commission - The Commission was created in 1987 by an intergovernmental agreement between the City of Lafayette and the University of Southwestern Louisiana, and is responsible for overseeing the operations of the Cajundome, a multi-purpose civic center. Three of the five members of the Commission are appointed by the Consolidated Government, and the Government makes an annual contribution toward the operating and capital costs of the Cajundome.

City Court of Lafayette and Marshal-City Court of Lafayette - The day-to-day operations of City Court of Lafayette and the Marshal are funded through the Lafayette City-Parish Consolidated Government's General Fund. In addition, the activities of the Court and the Marshal are primarily for City residents.

Fifteenth Judicial District Criminal Court - The Fifteenth Judicial District Court is composed of eleven judges elected from the parishes of Acadia, Vermilion and Lafayette. The Lafayette City-Parish Council approves the operating budget of the Court and has responsibility for funding any deficits. In addition, one-half of any excess funds goes to the Government's General Fund.

Complete financial statements of the above component units that issue separate financial statements can be obtained at the office of the Legislative Auditor of the State of Louisiana, 1600 North 3rd, Baton Rouge, Louisiana 70802.

NOTES TO FINANCIAL STATEMENTS

Basis of presentation:

The Government's basic financial statements consist of the government-wide statements on all of the non-fiduciary activities of the primary government and its component units and the fund financial statements (individual major fund and combined nonmajor fund). The statements are prepared in accordance with accounting principles generally accepted in the United States of America as applied to governmental units.

Government-wide financial statements -

The government-wide financial statements include the statement of net assets and the statement of activities for all non-fiduciary activities of the primary government and the total for its component units. As a general rule, the effect of interfund activity has been removed from these statements. Exceptions to the general rule are payments between the enterprise funds and other various functions of government for charges such as electric fees and contributions between the primary government and its component units which are reported as external transactions. These statements distinguish between the governmental and business-type activities of the Government. Governmental activities generally are financed through taxes, intergovernmental revenues and other nonexchange transactions. Business-type activities are financed in whole or in part by fees charged to external parties. The primary government is reported separately from the legally separate component units as detailed in the previous section.

In the government-wide statement of net assets, both the governmental and business-type activities columns (a) are presented on a consolidated basis by column, (b) and are reported on a full accrual, economic resource basis, which recognizes all long-term assets and receivables as well as long-term debt and obligations. The Government's net assets are reported in three parts - invested in capital assets, net of related debt; restricted net assets; and unrestricted net assets. The Government first utilizes restricted resources to finance qualifying activities.

The government-wide statement of activities reports both the gross and net cost of each of the Government's functions and business-type activities. The functions are also supported by general government revenues (property, sales and use taxes, certain intergovernmental revenues, etc.). The statement of activities reduces gross expenses (including depreciation) by related program revenues, operating and capital grants. Program revenues must be directly associated with the function or a business-type activity. Operating grants include operating-specific and discretionary (either operating or capital) grants while the capital grants column reflects capital-specific grants.

NOTES TO FINANCIAL STATEMENTS

The net cost (by function or business-type activity) is normally covered by general revenue (property, sales taxes, intergovernmental revenues, interest income, etc.).

The Government does not allocate indirect costs. An administrative service fee is charged by the General Fund to the other operating funds to recover the direct costs of General Fund services provided (finance, personnel, purchasing, etc.). This fee is eliminated by reducing the revenue in the General Fund and the expense in the paying fund because the expense is not a direct expense of the program to which it was charged.

The government-wide focus is more on the sustainability of the Government as an entity and the change in the Government's net assets resulting from the current year's activities.

Fund financial statements -

The fund financial statements provide information about the Government's funds, including its fiduciary funds and blended component units. Separate statements for each fund category - governmental, proprietary, and fiduciary - are presented. The emphasis of fund financial statements is on major governmental and enterprise funds, each displayed in a separate column. All remaining governmental and enterprise funds are aggregated and reported as nonmajor funds.

Proprietary fund operating revenues, such as charges for services, result from exchange transactions associated with the principal activity of the fund. Exchange transactions are those in which each party receives and gives up essentially equal values. Nonoperating revenues, such as subsidies and investment earnings, result from nonexchange transactions or ancillary activities.

The Government reports the following major governmental funds:

General Fund - This is the Government's primary operating fund. It accounts for all financial resources of the general government, except those required to be accounted for in another fund. The Government is required to maintain two separate general funds as follows: 1) City General Fund which accounts for resources used to finance the legally defined services of the City government; and 2) Parish General Fund which accounts for resources used to finance the legally defined services of the Parish government.

1961 Sales Tax Trust Fund - This fund accounts for the collection of sales and use tax and its subsequent disbursement in accordance with the sales tax dedication.

NOTES TO FINANCIAL STATEMENTS

1985 Sales Tax Trust Fund - This fund accounts for the collection of sales and use tax and its subsequent disbursement in accordance with the sales tax dedication.

Sales Tax Capital Improvements Fund - This fund accounts for that portion of proceeds derived from the City's sales and use tax that is dedicated for capital improvements.

The Government reports the following major enterprise funds:

Utilities System Fund - This fund accounts for the provision of electric, water and sewer services to the residents of the City and some residents of the Parish. All activities necessary to provide such services are accounted for in this fund, including, but not limited to, administration, operations, maintenance, financing and related debt service, and billing and collections.

Lafayette Public Power Authority (LPPA) - This fund accounts for the operations of a coal-fired electric generation plant in Boyce, Louisiana, and the sale of energy produced therefrom to the Lafayette City-Parish Consolidated Government. LPPA owns 50% of the total plant and accounts for 50% of total costs on its accounting records. The City has agreed to purchase all electric power from the Authority under the terms of a power sales contract. All activities necessary to provide such services are accounted for in the Authority, which is a component unit of the Lafayette City-Parish Consolidated Government.

In addition, the Government reports the following:

Internal Service Funds - These funds account for vehicle and transportation services, printing services, and self-insurance including medical insurance coverages provided to other departments on a cost reimbursement basis.

Metrocode Retirement Fund - This fund accounts for monies accumulated to provide supplemental retirement benefits to three employees so that benefits to all former Metrocode employees are equitable upon retirement.

Investment Trust Fund - This fund accounts for the external portion of the investment pool operated by the Government.

Agency Funds - These funds account for assets held by the Government to cover estimated court costs in connection with criminal and civil suits and on behalf of other funds within the Government.

The emphasis in fund financial statements is on the major funds in either the governmental or business-type activities categories. Nonmajor funds by category are summarized into a single column. GASB

NOTES TO FINANCIAL STATEMENTS

No. 34 sets forth minimum criteria (percentage of assets, liabilities, revenues or expenditures/expenses of either fund category or the governmental and enterprise combined) for the determination of major funds. The nonmajor funds are combined in a column in the fund financial statements.

The Government's internal service funds are presented in the proprietary funds financial statements. Because the principal users of the internal services are the Government's governmental activities, the financial statements of the internal services funds are consolidated into the governmental column when presented in the government-wide financial statements. To the extent possible, the cost of these services is reported in the appropriate functional activity.

The Government's fiduciary funds are presented in the fiduciary fund financial statements by type. Since by definition these assets are being held for the benefit of a third party and cannot be used to address activities or obligations of the government, these funds are not incorporated into the government-wide statements.

Basis of accounting:

Government-wide, proprietary and fiduciary fund financial statements -

The government-wide, proprietary and fiduciary fund financial statements are reported using the economic resources measurement focus and the accrual basis of accounting. Revenues are recorded when earned and expenses are recorded when a liability is incurred, regardless of the timing of related cash flows. Nonexchange transactions, in which the Government gives (or receives) value without directly receiving (or giving) equal value in exchange, include property taxes, grants, entitlements and donations. On an accrual basis, property taxes are recognized in the year for which the taxes are levied. Revenue from grants, entitlements and donations is recognized in the fiscal year in which all eligibility requirements have been satisfied.

Governmental fund financial statements -

Governmental funds are reported using the current financial resources measurement focus and the modified accrual basis of accounting. Under this method, revenues are recognized when susceptible to accrual (i.e., when they become both measurable and available). "Measurable" means the amount of the transaction can be determined and "available" means collectible within the current period or soon enough thereafter to be used to pay liabilities of the current period. Sales taxes are considered "measurable" when in the hands of the Sales Tax Collector and are recognized as revenue at that time. Ad valorem taxes are recognized as revenue in the year for which budgeted, that is, in the year in which such taxes are billed and

NOTES TO FINANCIAL STATEMENTS

collected. Expenditures are recorded when the related fund liability is incurred, except for principal and interest on general long-term debt, claims and judgments and compensated absences, which are recognized to the extent they have matured. General capital asset acquisitions are reported as expenditures in governmental funds. Proceeds of general long-term debt and acquisitions under capital leases are reported as other financing sources. Except for miscellaneous supplies warehoused at central locations and issued to operating departments as needed, purchases of various operating supplies are regarded as expenditures at the time purchased.

Budgetary data:

Budgeting policy -

The City-Parish Government follows the procedures detailed below in adopting its budget. Budgets are not adopted for the Special Assessment Bond Funds, the CD-First Time Homebuyer Fund and the Neighborhood Housing Services Loan Program Fund.

1. At least 90 days prior to the beginning of each fiscal year, the City-Parish President submits to the Council a proposed budget in the form required by the City-Parish Charter.
2. A public hearing is conducted to obtain taxpayer comments and notice thereof is published in the official journal at least 10 days prior to such hearing. The notification includes the time and place of the public hearing in addition to a general summary of the proposed budget.
3. Final adoption of the budget is required to be not later than the second-to-last regular meeting of the preceding fiscal year.
4. The City-Parish President is authorized to transfer budgeted amounts within departments, except that no transfer can be made to or from any salary account, unless authorized by the City-Parish Council by ordinance. Any revisions which cause interdepartmental transfers or alter the total revenues or expenditures of any fund must likewise be approved by the City-Parish Council.
5. Formal budgetary integration is employed as a management control device during the year for all funds. No payment can be made or obligated against any appropriation unless the City-Parish President or his designee first certifies that sufficient unencumbered funds are or will be available to meet the obligation when it becomes due and payable. In practice, this has generally been interpreted (due to the flexibility for intradepartmental transfer of line item appropriations) to mean control at the departmental/fund level.

NOTES TO FINANCIAL STATEMENTS

6. Those budgets which the Consolidated Government adopts are on a basis consistent with generally accepted accounting principles as applied to governmental units, except for the Urban Development Action Grant Fund.
7. Under the Charter, all appropriations, except for capital outlays, lapse at the close of the fiscal year to the extent that they have not been expended or encumbered. Appropriations for capital outlays lapse after completion of the project or abandonment. A capital outlay appropriation is deemed abandoned if three years pass without any disbursement or encumbrance of the appropriation.

All budgeted amounts presented as supplementary information reflect the original budget and the final budget (which have been adjusted for legally authorized revisions during the year).

Cash and cash equivalents:

Cash includes amounts in demand deposits, with paying agents and on hand. For purposes of statements of cash flows, highly liquid investments (including restricted assets) with an original maturity of three months or less are considered to be cash equivalents. In addition, each fund's equity in the Government's investment pool is considered to be a cash equivalent since the funds can deposit or effectively withdraw cash at anytime without prior notice or penalty.

Investments:

In accordance with GASB Statement No. 31, investments meeting the criteria specified in the Statement are stated at fair value, which is either a quoted market price or the best estimate available. Investments which do not meet the requirements are stated at cost. These investments include overnight repurchase agreements and amounts invested in Louisiana Asset Management Pool (LAMP).

The cash balances of substantially all funds and of other legally separate entities are pooled and invested by the Consolidated Government for the purpose of increasing earnings through investment activities. The individual funds' portion of the pool's assets are presented as "Cash, Investments and Accrued Interest," as applicable based on its percentage of the total of each item. The amount related to external agencies and component units with different fiscal years (i.e., external portion of the pool) is reported in the Investment Trust Fund.

Interfund receivables and payables:

Short-term cash borrowings between funds is considered temporary in nature. These amounts are reported as "due to/from other funds." Long-term interfund loans are recorded as "advances to/from other

NOTES TO FINANCIAL STATEMENTS

funds" along with a fund balance reserve account to properly indicate that the amount is not available for appropriation in governmental fund types. Repayments are credited to the receivable with a corresponding reduction of the fund balance reserve. Any residual balances outstanding between the governmental activities and business-type activities are reported in the government-wide financial statements as "internal balances."

Inventories and prepaid items:

Miscellaneous supplies warehoused at central locations are stated at cost (moving average). Building materials stockpiled for the Government's housing rehabilitation program, which supplies are eligible for grant reimbursement only when actually used in a project, are stated at cost (moving average).

Inventories, other than fuel oil, held by the Utilities System Fund and the Internal Service Funds are stated at cost (moving average). Fuel oil inventory in the Utilities System Fund is stated at the lower of cost or market. Coal inventory held by LPPA is stated at the lower of cost or market as determined by the average cost method.

Governmental fund type inventories are recorded under the purchase method in the fund financial statements. Appropriate allowances have been recorded for obsolete items.

Certain payments to vendors reflect costs applicable to future accounting periods and are recorded as prepaid items.

Receivables:

Accounts receivable for the Utilities System Fund and the Environmental Services Disposal Fund are reported net of an allowance. The allowance amount at October 31, 2003 for the Utilities System Fund was \$147,252 and the Environmental Services Disposal Fund was \$53,140.

Loans receivable in governmental funds consist of rehabilitation, first-time homebuyers loans, etc., that are generally not expected or scheduled to be collected in the subsequent year. These are reported net of allowances. The allowance amounts are reflected on the face of the financial statement, as applicable.

Bond discounts/issuance costs and deferred debits:

In governmental funds, bond discounts and issuance costs are recognized in the current period. In proprietary funds (and for governmental funds, in the government-wide statements), bond discounts/premiums, issuance costs, and deferred amounts at refunding are deferred and amortized over the terms of the bonds to which they apply. Also included in deferred debits of the proprietary funds are costs to be recovered from future billings of LPPA to the Lafayette City-Parish

NOTES TO FINANCIAL STATEMENTS

Consolidated Government. Under the terms of the power sales contract between LPPA and the City, the City is billed for payment of debt principal and interest. However, in the accounting records, the utility plant costs are reflected through depreciation. The costs to be recovered by LPPA consist principally, therefore, of depreciation of the utility plant in excess of debt principal billed to the City. It is anticipated that all such deferred costs will be recovered by 2006.

Restricted assets:

Certain resources of the Utilities System Fund and LPPA are classified as restricted assets on the balance sheet because their use is limited by bond ordinances or for self-insurance purposes, or because they represent customers' deposits being held.

Fixed assets:

The accounting treatment over property, plant, and equipment (fixed assets) depends on whether the assets are used in governmental fund operations or proprietary fund operations and whether they are reported in the government-wide or fund financial statements.

Government-wide statements -

In the government-wide financial statements, fixed assets are accounted for as capital assets. All governmental fixed assets of City of Lafayette, Lafayette Parish Government subsequent to 1979, and Lafayette Consolidated Government are valued at cost where historical records are available and at estimated historical cost where historical records cannot be located. Donated fixed assets are valued at their estimated fair market value as of the date received. All fixed assets of Lafayette Parish Government which were purchased prior to 1980 are valued at estimated historical cost with the exception of buildings. Buildings have been recorded at insured values in effect in 1980. This basis is not in accordance with generally accepted accounting principles which require that such assets be recorded at cost or estimated historical cost. As a result of consolidation, the potential differences resulting from the use of insured values as opposed to cost have been determined to be insignificant to the Lafayette Consolidated Government. Prior to November 1, 2001, governmental funds' infrastructure assets were not capitalized. These assets (back to November 1, 1979) have been valued at estimated historical cost.

Fixed assets in the Utilities System Fund were initially recorded on November 1, 1949 at values assigned by a survey and analysis conducted by the City's consulting engineers. Fixed assets acquired since the original capitalization and all other proprietary fund fixed assets are valued at historical cost.

NOTES TO FINANCIAL STATEMENTS

Depreciation of all exhaustible fixed assets is recorded as an allocated expense in the statement of activities, with accumulated depreciation reflected in the statement of net assets. Depreciation is provided over the assets' estimated useful lives using the straight-line method of depreciation. The range of estimated useful lives by type of asset is as follows:

	<u>Years</u>
Buildings and improvements	8 - 40
Equipment	3 - 20
Infrastructure	25 - 40
Utility, plant and equipment	5 - 100
Acquisition adjustments	8 - 9

The costs of normal maintenance and repairs that do not add to the value of the asset or materially extend asset lives are not capitalized.

Fund financial statements -

In the fund financial statements, fixed assets used in governmental fund operations are accounted for as capital outlay expenditures of the governmental fund upon acquisition. Fixed assets used in proprietary fund operations are accounted for the same as in the government-wide statements.

Compensated absences:

Employees earn vacation pay in varying amounts ranging from 8 hours per month to 16 hours per month, depending upon length of service. At the end of each year, annual leave may be carried forward provided the amount carried forward does not exceed an employee's annual earning rate at the time. Unused annual leave (in excess of what can be carried forward) is credited to the employee's sick leave balance. Subject to the above limitation, unused vacation is paid to an employee upon retirement or resignation at hourly rates being earned by that employee at separation.

Sick leave is accumulated at the rate of 12 days per year, and any unused sick leave may be carried forward without limitation. No sick leave is paid upon resignation. Employees separated due to retirement or death are paid for all accumulated sick leave at the hourly rates being earned by that employee at separation.

NOTES TO FINANCIAL STATEMENTS

In the government-wide and proprietary fund statements, the Government accrues accumulated unpaid vacation and sick leave and associated related costs when earned (or estimated to be earned) by the employee. The current portion is the amount estimated to be used/paid in the following year. The remainder is reported as non-current. In accordance with GASB Interpretation No. 6, "Recognition and Measurement of Certain Liabilities and Expenditures in Governmental Fund Financial Statements," no compensated absences liability is recorded in the governmental fund financial statements.

Long-term debt:

The accounting treatment of long-term debt depends on whether the assets are used in governmental fund operations or proprietary fund operations and whether they are reported in the government-wide or fund financial statements.

All long-term debt to be repaid from governmental and business-type resources are reported as liabilities in the government-wide statements. The long-term debt consists primarily of bonds payable, accrued compensated absences, and claims payable.

Long-term debt for governmental funds is not reported as liabilities in the fund financial statements. The debt proceeds are reported as other financing sources and payment of principle and interest reported as expenditures. The accounting for proprietary funds is the same in the fund statements as it is in the government-wide statements.

Equity classifications:

Government-wide statements -

Equity is classified as net assets and displayed in three components:

- a. Invested in capital assets, net of related debt - Consists of capital assets including restricted capital assets, net of accumulated depreciation and reduced by the outstanding balances of any bonds, mortgages, notes, or other borrowings that are attributable to the acquisition, construction, or improvement of those assets.
- b. Restricted net assets - Consists of net assets with constraints placed on the use either by (1) external groups such as creditors, grantors, contributors, or laws or regulations of other governments; or (2) law through constitutional provisions or enabling legislation.
- c. Unrestricted net assets - All other net assets that do not meet the definition of "restricted" or "invested in capital assets, net of related debt."

NOTES TO FINANCIAL STATEMENTS

Fund statements -

Governmental fund equity is classified as fund balance. Fund balance is further classified as reserved and unreserved, with unreserved further split between designated and undesignated. Proprietary fund equity is classified the same as in the government-wide statements.

Interfund transfers:

Permanent reallocation of resources between funds of the primary government are classified as interfund transfers. For the purposes of the statement of activities, all interfund transfers between individual governmental funds and individual proprietary funds have been eliminated.

Use of estimates:

The preparation of financial statements in conformity with generally accepted accounting principles requires management to make estimates and assumptions that affect certain reported amounts and disclosures. Accordingly, actual results could differ from those estimates.

Note 2. Stewardship, Compliance and Accountability

Deficit fund balance and unrestricted net assets of individual funds:

The following funds reported deficits:

Nonmajor governmental funds:	
2003C Sales Tax Bond	\$ 114,958
Parish Library General Obligation Bonds	\$ 4,323
Parish General Obligation Bonds	\$ 213,165
Nonmajor enterprise fund:	
Environmental Services Disposal	\$ 597,714
Internal service fund:	
Self-Insurance	\$ 2,845,837
Group Hospitalization	\$ 808,327

NOTES TO FINANCIAL STATEMENTS

Note 3. Ad Valorem Taxes

Fund financial statements -

City of Lafayette:

Ad valorem taxes attach as an enforceable lien on property as of January 1 of each year. Taxes are levied by the City in April or May and are billed to taxpayers in November. The taxes are levied for the period of November 1 through October 31. Billed taxes become delinquent on January 1 of the year following the year they attach as an enforceable lien. Revenues from ad valorem taxes are budgeted and recognized as revenue in the year billed.

The City bills and collects its own property taxes using the assessed values determined by the Tax Assessor of Lafayette Parish.

For the year ended October 31, 2003, taxes of 12.81 mills were levied on property with assessed valuations totaling \$692,626,476 and were dedicated as follows:

General corporate purposes	5.42 mills
Maintenance of public streets	1.25 mills
Maintenance of public buildings	1.10 mills
Recreation and parks	1.86 mills
Maintenance and operation of fire and police departments	3.18 mills

Total taxes levied were \$8,872,551. Taxes receivable at October 31, 2003 totaled \$358,833, all of which is considered uncollectible.

Lafayette Parish:

Ad valorem taxes attach as an enforceable lien on property as of January 1 of each year. During the current fiscal year, taxes were levied by Lafayette Parish in August of 2002 and were billed to the taxpayers by the Assessor in November of 2002 for the period November 1, 2002 through October 31, 2003. Billed taxes are due by December 31, becoming delinquent on January 1 of the following year.

Taxes are budgeted and the revenue recognized in the year following the assessment, which is the year the taxes are levied for.

The taxes are based on assessed values determined by the Tax Assessor of Lafayette Parish and are collected by the Sheriff. The taxes are remitted to Lafayette Parish net of deductions for Pension Fund contributions.

NOTES TO FINANCIAL STATEMENTS

For the year ended October 31, 2003, taxes were levied on property with assessed valuations totaling \$1,063,999,041 and were dedicated as follows:

General corporate purposes, in city	1.52 mills
General corporate purposes	3.05 mills
Maintenance of buildings, road and bridges	16.46 mills
Debt service contingency	3.10 mills
Health unit maintenance	1.00 mills
Mosquito control	1.50 mills

Total taxes levied during 2002 for 2003, exclusive of homestead exemptions, were \$19,115,373. Taxes receivable at October 31, 2003 totaled \$429,856, all of which is considered uncollectible.

Government-wide financial statements -

Property taxes are recognized in the year for which they are levied, net of uncollectible amounts, as applicable.

NOTES TO FINANCIAL STATEMENTS

Note 4. Interfund Balances

Interfund balances at October 31, 2003 consist of the following:

	Due From:									Total
	General	1961 Sales Tax Trust	1985 Sales Tax Trust	Sales Tax Capital Improvements	Other Governmental Funds	Utilities System	Lafayette Public Power Authority	Other Enterprise Funds	Internal Service Funds	
Due to:										
General	\$ -	\$ -	\$ -	\$ -	\$ 3,993,240	\$ -	\$ -	\$ 1,131	\$103,160	\$ 4,097,531
1961 Sales Tax Trust	843,349	-	-	1,794,333	287	-	-	-	-	2,637,969
1985 Sales Tax Trust	741,187	-	-	1,529,924	-	-	-	-	-	2,271,111
Sales Tax Capital										
Improvements	-	-	-	-	42,200	-	-	-	-	42,200
Other Governmental Funds	353,109	249,555	173,840	-	642,618	11,933	-	-	-	1,431,055
Utilities System	1,382	-	-	-	-	-	5,117,359	-	90,045	5,208,786
Lafayette Public Power										
Authority	57,638	-	-	-	-	-	-	-	-	57,638
Internal Service Funds	37,657	-	-	-	-	-	-	-	-	37,657
Agency Funds	2,546	-	-	-	-	-	-	-	-	2,546
Total	<u>\$2,036,868</u>	<u>\$ 249,555</u>	<u>\$ 173,840</u>	<u>\$ 3,324,257</u>	<u>\$ 4,678,345</u>	<u>\$ 11,933</u>	<u>\$5,117,359</u>	<u>\$ 1,131</u>	<u>\$193,205</u>	<u>\$15,786,493</u>

These balances resulted from the time lag between the dates that (1) interfund goods and services are provided or reimbursable expenditures occur, (2) transactions are recorded in the accounting system, and (3) payments between funds are made.

NOTES TO FINANCIAL STATEMENTS

Note 5. Interfund Transfers

Internal transfers for the year ended October 31, 2003 consist of the following:

	Transfers From:					Total	
	1961 Sales Tax Trust	1985 Sales Tax Trust	Sales Tax Capital Improvements	Other Governmental Funds	Other Enterprise Funds		
Transfers to:							
General	\$ -	\$ -	\$ -	\$ -	\$ 10,178,142	\$ 603,102	\$10,781,244
1961 Sales Tax Trust	10,096,990	-	-	5,718,697	13,228,048	-	29,043,735
1985 Sales Tax Trust	8,912,084	-	-	4,754,256	11,982,884	-	25,649,224
Sales Tax Capital Improvements	-	-	-	-	22,196	-	22,196
Other Governmental Funds	3,978,816	402,896	380,130	686,427	6,386,570	-	11,834,839
Utilities System	7,566	-	-	-	-	-	7,566
Total	<u>\$22,995,456</u>	<u>\$ 402,896</u>	<u>\$ 380,130</u>	<u>\$ 11,159,380</u>	<u>\$ 41,797,840</u>	<u>\$ 603,102</u>	<u>\$77,338,804</u>

Transfers are used to (1) move revenues from the fund that statute or budget requires to collect them to the fund that statute or budget requires to expend them, (2) move receipts restricted to debt service from the funds collecting the receipts to the debt service fund required, and (3) use unrestricted revenues collected in one fund to finance various programs accounted for in other funds in accordance with budgetary authorizations.

NOTES TO FINANCIAL STATEMENTS

Note 6. Receivable and Payable Between Primary Government and Component Units

Receivable and payable balances at October 31, 2003 between the primary government and component units were as follows:

	<u>Receivable</u>	<u>Payable</u>
Primary Government:		
General Fund	\$ 157,310	\$ -
Other Governmental Funds	7,716	-
Component Units:		
Criminal Court	-	61,150
Cajundome	<u>-</u>	<u>96,160</u>
	<u>\$ 165,026</u>	<u>\$157,310</u>

The amount reported as due from component units in the Other Governmental Funds is \$7,716 more than the amount reported as due to primary government in the component units because that amount is due from an Agency Fund.

Note 7. Transactions Between Primary Government and Discretely Presented Component Units

The following transactions between the primary government and its discretely presented component units during 2003 are classified as external transactions in the government-wide statement of activities:

General Fund:	
Transfer to Criminal Court to subsidize operations	\$(1,139,076)
Transfer to Cajundome Commission to subsidize operations	(299,103)
Transfer from Firemen's Pension and Relief Fund to fund a portion of the outstanding retirement debt	700,000
Other Governmental Funds:	
Transfer loan collections to Downtown Development Authority as budgeted	(38,193)
Sales Tax Capital Improvements Fund:	
Transfer to Cajundome Commission to fund capital purchases	<u>(400,000)</u>
Total	<u>\$ (1,176,372)</u>

NOTES TO FINANCIAL STATEMENTS

Note 8. Due From Other Governmental Agencies

Amounts due from other governmental agencies consist of the following at October 31, 2003:

Fund financial statements:

Governmental Funds -

Lafayette Parish School Board:

Sales and use taxes collected but not remitted	\$ 4,903,333
--	--------------

Lafayette Parish Sheriff's Department:

Fines and court costs	2,985
-----------------------	-------

Various municipalities:

Refunds for housing juveniles at the Juvenile Detention Home	17,909
---	--------

District Court:

Reimbursement of costs	159,158
------------------------	---------

Federal grant funds	1,982,734
---------------------	-----------

State of Louisiana:

Refunds for housing juveniles at the Juvenile Detention Home	24,145
---	--------

Federal pass through grant funds	511,045
----------------------------------	---------

State grant funds	1,902,740
-------------------	-----------

Other state shared revenue	537,583
----------------------------	---------

Other:

Reimbursements due for other costs	<u>26,906</u>
------------------------------------	---------------

\$10,068,538

Government-wide financial statements:

The amount reported as due from other governments at October 31, 2003 consists of the following:

Total amount reported in:

Governmental Funds, from above	\$10,068,538
--------------------------------	--------------

Additional sales and use taxes due from Lafayette Parish School Board	<u>4,670,543</u>
--	------------------

\$14,739,081

NOTES TO FINANCIAL STATEMENTS

Note 9. Restricted Assets - Enterprise Funds

Restricted assets of the Utilities System Fund were applicable to the following at October 31, 2003.

Cash with paying agent	\$ 6,023,720
Bond reserve and capital additions fund	82,353,366
Customer's deposits	4,194,443
Self-insurance funds	<u>1,096,985</u>
	<u>\$ 93,668,514</u>

The funds on deposit in the bond reserve and capital additions account are held for the following purposes:

Required bond reserve	\$ 7,479,782
In lieu of tax payment	16,331,779
Capital additions	<u>58,541,805</u>
	<u>\$ 82,353,366</u>

A Self-Insurance Fund was established as part of the Government's risk management program. The Utilities System Fund's investment in the Self-Insurance Fund is accounted for on the equity basis with claims and interest earnings being recognized as increases or decreases in the investment in the year incurred.

Restricted assets of the Lafayette Public Power Authority were applicable to the following at October 31, 2003.

Cash with paying agent	\$ 10,502,436
Bond interest and redemption fund	13,550,578
Bond reserve and contingency fund	511,017
Fuel cost stability fund	<u>4,500,000</u>
	<u>\$ 29,064,031</u>

NOTES TO FINANCIAL STATEMENTS

Note 10. Capital Assets and Depreciation

Capital asset activity for the year ended October 31, 2003 was as follows:

	<u>Beginning Balance</u>	<u>Increases</u>	<u>Decreases</u>	<u>Ending Balance</u>
Governmental activities:				
Capital assets not being depreciated -				
Land	\$ 19,299,410	\$ 391,207	\$ -	\$ 19,690,617
Construction in process	<u>93,792,674</u>	<u>36,093,115</u>	<u>(52,096,665)</u>	<u>77,789,124</u>
Total capital assets not being depreciated	<u>\$ 113,092,084</u>	<u>\$ 36,484,322</u>	<u>\$ (52,096,665)</u>	<u>\$ 97,479,741</u>
Capital assets being depreciated -				
Buildings and improvements	\$ 116,261,403	\$ 3,628,518	\$ -	\$ 119,889,921
Vehicles	31,028,736	4,766,971	(2,598,717)	33,196,990
Moveables	17,073,869	2,206,221	(510,902)	18,769,188
Infrastructure	<u>240,740,008</u>	<u>47,503,207</u>	<u>-</u>	<u>288,243,215</u>
Total capital assets being depreciated	<u>\$ 405,104,016</u>	<u>\$ 58,104,917</u>	<u>\$ (3,109,619)</u>	<u>\$ 460,099,314</u>
Less accumulated depreciation for:				
Buildings and improvements	\$ (49,642,565)	\$ (2,553,368)	\$ -	\$ (52,195,933)
Vehicles	(17,907,405)	(2,576,104)	2,298,225	(18,185,284)
Moveables	(11,286,192)	(1,501,372)	301,372	(12,486,192)
Infrastructure	<u>(89,952,652)</u>	<u>(7,929,182)</u>	<u>-</u>	<u>(97,881,834)</u>
Total accumulated depreciation	<u>\$ (168,788,814)</u>	<u>\$ (14,560,026)</u>	<u>\$ 2,599,597</u>	<u>\$ (180,749,243)</u>
Total capital assets being depreciated, net	<u>\$ 236,315,202</u>	<u>\$ 43,544,891</u>	<u>\$ (510,022)</u>	<u>\$ 279,350,071</u>
Governmental activities capital assets, net	<u>\$ 349,407,286</u>	<u>\$ 80,029,213</u>	<u>\$ (52,606,687)</u>	<u>\$ 376,829,812</u>

NOTES TO FINANCIAL STATEMENTS

	Beginning Balance	Increases	Decreases	Ending Balance
Business-type activities:				
Capital assets not being depreciated -				
Land	\$ 3,349,652	\$ -	\$ -	\$ 3,349,652
Construction in process	<u>21,381,458</u>	<u>22,601,970</u>	<u>(17,800,239)</u>	<u>26,183,189</u>
Total capital assets not being depreciated	<u>\$ 24,731,110</u>	<u>\$ 22,601,970</u>	<u>\$ (17,800,239)</u>	<u>\$ 29,532,841</u>
Capital assets being depreciated -				
Buildings and improvements	\$ 3,037,416	\$ -	\$ -	\$ 3,037,416
Equipment:				
Coal cars	13,439,131	-	-	13,439,131
Vehicles	2,184,289	25,198	(11,269)	2,198,218
Moveables	233,632	11,599	(47,548)	197,683
Electric plant	374,085,600	11,461,870	(2,214,963)	383,332,507
Water plant	94,208,268	4,830,645	(176,575)	98,862,338
Sewer plant	123,197,041	4,242,080	(122,763)	127,316,358
Fiber optics	2,417,922	125,187	-	2,543,109
Electric plant acquisitions adjustments	<u>59,439,358</u>	<u>-</u>	<u>-</u>	<u>59,439,358</u>
Total capital assets being depreciated	<u>\$ 672,242,657</u>	<u>\$ 20,696,579</u>	<u>\$ (2,573,118)</u>	<u>\$ 690,366,118</u>
Less accumulated depreciation:				
Buildings and improvements	\$ (2,670,662)	\$ (49,542)	\$ -	\$ (2,720,204)
Equipment -				
Coal cars	(9,777,506)	(497,786)	-	(10,275,292)
Vehicles	(1,371,122)	(117,823)	11,269	(1,477,676)
Moveables	(144,690)	(25,095)	44,227	(125,558)
Electric plant	(199,485,442)	(11,439,188)	1,930,076	(208,994,554)
Water plant	(26,550,132)	(2,282,312)	156,433	(28,676,011)
Sewer plant	(31,524,338)	(2,786,782)	122,763	(34,188,357)
Fiber optics	(113,293)	(262,012)	-	(375,305)
Electric plant acquisitions adjustments	<u>(32,920,505)</u>	<u>(1,848,350)</u>	<u>-</u>	<u>(34,768,855)</u>
Total accumulated depreciation	<u>\$ (304,557,690)</u>	<u>\$ (19,308,890)</u>	<u>\$ 2,264,768</u>	<u>\$ (321,601,812)</u>

(continued)

NOTES TO FINANCIAL STATEMENTS

	Beginning Balance	Increases	Decreases	Ending Balance
Total capital assets being depreciated, net	\$ 367,684,967	\$ 1,387,689	\$ (308,350)	\$ 368,764,306
Business-type capital assets, net	\$ 392,416,077	\$ 23,989,659	\$ (18,108,589)	\$ 398,297,147

Depreciation was charged as follows:

Governmental activities:		
General government		\$ 892,543
Public safety		2,629,532
Traffic and transportation		586,153
Streets and drainage		998,257
Urban redevelopment and housing		35,935
Cultural and recreation		1,193,884
Health and welfare		80,465
Economic development and assistance		90,530
Economic opportunity		6,965
Capital assets held by internal service funds are charged to the various functions based on their usage of the assets		116,580
Infrastructure depreciation is unallocated		<u>7,929,182</u>
Total governmental activities depreciation expense		<u>\$ 14,560,026</u>
Business-type activities:		
Electric		\$ 8,879,087
Water		2,282,312
Wastewater		2,786,781
Fiber optics		262,012
Coal-fired electric plant		4,906,237
Animal shelter control program		54,258
Solid waste collection services		<u>138,203</u>
		<u>\$ 19,308,890</u>

NOTES TO FINANCIAL STATEMENTS

Note 11. Long-Term Debt

Primary Government

City of Lafayette:

Revenue Bonds. The City issues bonds which are repaid from specific revenue sources, either sales taxes or income derived from proprietary funds. Proceeds are used for the acquisition and construction of major capital facilities of both governmental and business-type activities. The bonds expected to be paid from business-type revenues are reported in the proprietary funds. Revenue bonds have also been issued to refund other revenue bonds.

Taxable Refunding Bonds. The City issued taxable refunding bonds to refund the outstanding notes with the Firefighters and Municipal Police Employees Retirement Systems. The Bonds are secured by and payable solely from a pledge and dedication of the excess of annual revenue above statutory, necessary and usual charges in each of the fiscal years during which the Bonds are outstanding.

Lafayette Parish Government:

General Obligation Bonds/Certificates of Indebtedness. The Parish issues general obligation bonds to provide funds for the acquisition and construction of major capital facilities. These bonds are direct obligations and pledge the full faith and credit of the Parish.

NOTES TO FINANCIAL STATEMENTS

Long-term debt outstanding at October 31, 2003 is as follows:

	<u>Issue Date</u>	<u>Final Maturity Date</u>	<u>Interest Rates</u>	<u>Balance Outstanding</u>
Governmental activities:				
City of Lafayette -				
Sales tax revenue bonds:				
Public streets and drainage				
secured by -				
1961 tax	03/01/97	03/01/22	4.80 -10.00	\$ 10,510,000
	09/01/99	03/01/24	5.10 - 7.00	37,395,000
	11/01/00	05/01/25	4.875 - 7.00	12,085,000
	12/01/01	03/01/26	4.00 - 5.75	21,980,000
	12/01/02	03/01/09	3.00 - 4.75	35,815,000
	01/01/03	03/01/27	4.25 - 6.25	9,910,000
	02/20/03	03/01/18	2.50 - 4.30	14,200,000
1985 tax	01/01/94	05/01/15	4.13 - 5.20	32,925,000
	09/01/95	05/01/20	4.90 -10.00	3,355,000
	03/01/97	05/01/21	4.70 -10.00	12,115,000
	07/01/98	05/01/23	4.30 - 6.60	39,975,000
	11/01/99	05/01/24	5.10 - 7.00	13,520,000
	11/01/00	05/01/25	4.875 - 7.00	15,435,000
	12/01/01	03/01/26	4.00 - 5.75	15,475,000
	01/01/03	05/01/27	4.25 - 6.25	<u>13,890,000</u>
				<u>\$288,585,000</u>
Taxable refunding bonds:				
Series 2002	11/07/02	05/01/28	1.85 - 5.75	<u>\$ 48,330,000</u>
Total City of Lafayette				<u>\$336,915,000</u>
Lafayette Parish Government -				
General obligation bonds:				
Building	12/01/81	03/01/06	8.00	\$ 15,000
Series 2001	12/21/01	03/01/26	4.00 - 5.75	16,325,000
Jail improvement and renovation refunding bonds	01/04/95	06/15/06	6.25	235,000
Certificates of Indebtedness:				
Series 1998	06/05/98	03/01/07	6.00	1,500,000
Series 1999	12/14/99	12/01/19	5.75	<u>1,370,000</u>
Total Lafayette Parish Government				<u>\$ 19,445,000</u>

(continued)

NOTES TO FINANCIAL STATEMENTS

	Issue Date	Final Maturity Date	Interest Rates	Balance Outstanding
Add: unamortized bond premiums, net of discounts				\$ <u>570,993</u>
Less: unamortized loss on refundings				\$ <u>(899,811)</u>
Total bond indebtedness outstanding				<u>\$356,031,182</u>
Other liabilities:				
Accrued compensated absences				\$ 8,216,902
Claims payable				<u>7,838,071</u>
Total other liabilities				<u>\$ 16,054,973</u>
Total governmental activity debt				<u>\$372,086,155</u>
Business-type activities:				
City of Lafayette -				
Utilities revenue bonds	09/01/93	11/01/04	3.60 - 4.70	\$ 11,770,000
Less: unamortized loss on refunding				<u>(77,473)</u>
				<u>\$ 11,692,527</u>
DEQ revolving loan fund advances	12/11/96	11/01/15	2.95	<u>\$ 13,113,278</u>
Accrued compensated absences				<u>\$ 3,077,318</u>
LPPA -				
Revenue bonds				<u>\$ 94,696,616</u>
Total business-type activity debt				<u>\$122,579,739</u>

NOTES TO FINANCIAL STATEMENTS

The annual debt service requirements to maturity of all bonds outstanding at October 31, 2003 follows:

City of Lafayette:

	Sales Tax			Taxable Refunding Bonds		
	Principal	Interest	Total	Principal	Interest	Total
2004	\$ 13,860,000	\$ 14,259,974	\$ 28,119,974	\$ 400,000	\$ 2,543,510	\$ 2,943,510
2005	14,815,000	13,567,079	28,382,079	1,120,000	2,534,510	3,654,510
2006	15,575,000	12,817,311	28,392,311	1,150,000	2,504,830	3,654,830
2007	16,345,000	12,063,841	28,408,841	1,195,000	2,458,830	3,653,830
2008	17,160,000	11,253,997	28,413,997	1,240,000	2,416,407	3,656,407
2009	18,030,000	10,380,969	28,410,969	1,285,000	2,368,667	3,653,667
2010	12,310,000	9,626,334	21,936,334	1,340,000	2,314,055	3,654,055
2011	12,945,000	8,989,270	21,934,270	1,400,000	2,255,095	3,655,095
2012	10,755,000	8,334,779	19,089,779	1,465,000	2,190,695	3,655,695
2013	11,295,000	7,809,959	19,104,959	1,540,000	2,117,445	3,657,445
2014-2018	59,780,000	30,455,523	90,235,523	8,950,000	9,321,800	18,271,800
2019-2023	62,905,000	15,004,651	77,909,651	11,740,000	6,545,865	18,285,865
2024-2028	<u>22,810,000</u>	<u>1,856,237</u>	<u>24,666,237</u>	<u>15,505,000</u>	<u>2,773,801</u>	<u>18,278,801</u>
	<u>\$288,585,000</u>	<u>\$156,419,924</u>	<u>\$445,004,924</u>	<u>\$48,330,000</u>	<u>\$ 42,345,510</u>	<u>\$ 90,675,510</u>

	Utilities			DEQ Revolving Loan Fund		
	Principal	Interest	Total	Principal	Interest	Total
2004	\$ 5,750,000	\$ 547,440	\$ 6,297,440	\$ -	\$ 193,421	\$ 193,421
2005	6,020,000	282,940	6,302,940	790,000	375,189	1,165,189
2006	-	-	-	815,000	351,515	1,166,515
2007	-	-	-	840,000	327,104	1,167,104
2008	-	-	-	860,000	302,029	1,162,029
2009	-	-	-	890,000	276,217	1,166,217
2010	-	-	-	915,000	249,593	1,164,593
2011	-	-	-	940,000	222,232	1,162,232
2012	-	-	-	970,000	194,059	1,164,059
2013	-	-	-	995,000	165,075	1,160,075
2014-2018	-	-	-	4,290,000	193,564	4,483,564
2019-2023	-	-	-	808,278	161,705	969,983
2024-2028	<u>-</u>	<u>-</u>	<u>-</u>	<u>-</u>	<u>-</u>	<u>-</u>
	<u>\$ 11,770,000</u>	<u>\$ 830,380</u>	<u>\$ 12,600,380</u>	<u>\$13,113,278</u>	<u>\$ 3,011,703</u>	<u>\$ 16,124,981</u>

NOTES TO FINANCIAL STATEMENTS

City of Lafayette (Continued):

	<u>Total</u>		
	<u>Principal</u>	<u>Interest</u>	<u>Total</u>
2004	\$ 20,010,000	\$ 17,544,345	\$ 37,554,345
2005	22,745,000	16,759,718	39,504,718
2006	17,540,000	15,673,656	33,213,656
2007	18,380,000	14,849,775	33,229,775
2008	19,260,000	13,972,433	33,232,433
2009	20,205,000	13,025,853	33,230,853
2010	14,565,000	12,189,982	26,754,982
2011	15,285,000	11,466,597	26,751,597
2012	13,190,000	10,719,533	23,909,533
2013	13,830,000	10,092,479	23,922,479
2014-2018	73,020,000	39,970,887	112,990,887
2019-2023	75,453,278	21,712,221	97,165,499
2024-2028	<u>38,315,000</u>	<u>4,630,038</u>	<u>42,945,038</u>
	<u>\$361,798,278</u>	<u>\$202,607,517</u>	<u>\$564,405,795</u>

Lafayette Parish Government:

	<u>Principal</u>	<u>Interest</u>	<u>Total</u>
2004	\$ 839,000	\$ 927,538	\$ 1,766,538
2005	888,000	881,424	1,769,424
2006	933,000	832,836	1,765,836
2007	895,000	781,668	1,676,668
2008	510,000	743,400	1,253,400
2009	545,000	713,069	1,258,069
2010	575,000	680,869	1,255,869
2011	610,000	651,147	1,261,147
2012	645,000	624,356	1,269,356
2013	675,000	596,184	1,271,184
2014 - 2018	4,005,000	2,472,913	6,477,913
2019 - 2023	4,870,000	1,407,857	6,277,857
2024 - 2026	<u>3,455,000</u>	<u>252,105</u>	<u>3,707,105</u>
	<u>\$19,445,000</u>	<u>\$11,565,366</u>	<u>\$31,010,366</u>

The City has defeased certain revenue bonds by placing the proceeds of new bonds in irrevocable trusts to provide for all future debt service payments on old bonds. Accordingly, the trust accounts' assets and the liabilities for the defeased bonds are not included in the Government's financial statements. At October 31, 2003, the following bonds are considered defeased:

Sales tax revenue	<u>\$ 600,000</u>
-------------------	-------------------

NOTES TO FINANCIAL STATEMENTS

Component units

LPPA bonds outstanding at October 31, 2003 are as follows:

	<u>Issue Date</u>	<u>Balance Outstanding</u>
Series 1993	12/01/93	\$ 9,310,000
Series 2002	09/01/02	30,340,000
Series 2003	08/04/03	<u>61,210,000</u>
		\$100,860,000
Add unamortized premium		6,735,637
Less unamortized loss on refunding		<u>(12,899,021)</u>
Net revenue bonds outstanding		<u>\$ 94,696,616</u>

The annual debt service requirements on all Lafayette Public Power Authority bonds outstanding at October 31, 2003 follows:

<u>Year Ending October 31,</u>	<u>Principal</u>	<u>Interest</u>	<u>Total</u>
2004	\$ 9,080,000	\$ 3,554,791	\$ 12,634,791
2005	9,470,000	3,868,070	13,338,070
2006	9,410,000	3,493,290	12,903,290
2007	9,785,000	3,144,411	12,929,411
2008	10,215,000	2,762,734	12,977,734
2009 - 2013	<u>52,900,000</u>	<u>6,092,098</u>	<u>58,992,098</u>
	<u>\$100,860,000</u>	<u>\$22,915,394</u>	<u>\$123,775,394</u>

NOTES TO FINANCIAL STATEMENTS

Changes in Long-Term Liabilities. The following is a summary of changes in long-term debt (in thousands of dollars) for the year ended October 31, 2003:

	<u>Balance,</u> <u>11/01/02</u>	<u>Additions</u>	<u>Reductions</u>	<u>Balance,</u> <u>10/31/03</u>
Governmental activities:				
City of Lafayette -				
Sales tax revenue bonds	\$ 276,960	\$ 73,815	\$ (62,190)	\$ 288,585
Taxable refunding bonds	-	49,230	(900)	48,330
Notes payable	50,338	-	(50,338)	-
Lafayette Parish -				
General obligation debt	20,604	-	(1,159)	19,445
Unamortized bond premiums, net of discounts	-	815	(244)	571
Unamortized loss on refunding	<u>-</u>	<u>(1,066)</u>	<u>166</u>	<u>(900)</u>
Total bond indebtedness	\$ 347,902	\$ 122,794	\$ (114,665)	\$ 356,031
Other liabilities -				
Compensated absences	7,386	831	-	8,217
Claims liabilities	<u>8,734</u>	<u>13,780</u>	<u>(14,676)</u>	<u>7,838</u>
Governmental activities long-term debt	<u>\$ 364,022</u>	<u>\$ 137,405</u>	<u>\$ (129,341)</u>	<u>\$ 372,086</u>
Business-type activities:				
Primary government -				
Utilities revenue bonds	\$ 17,270	\$ -	\$ (5,500)	\$ 11,770
DEQ revolving loan fund	<u>13,883</u>	<u>-</u>	<u>(770)</u>	<u>13,113</u>
	\$ 31,153	\$ -	\$ (6,270)	\$ 24,883
Less deferred amount on refundings	<u>(226)</u>	<u>-</u>	<u>149</u>	<u>(77)</u>
Total bonds and revolving loan fund	\$ 30,927	\$ -	\$ (6,121)	\$ 24,806
Compensated absences	<u>2,935</u>	<u>142</u>	<u>-</u>	<u>3,077</u>
Total primary government	<u>\$ 33,862</u>	<u>\$ 142</u>	<u>\$ (6,121)</u>	<u>\$ 27,883</u>
Component unit -				
LPPA revenue debt	\$ 114,310	\$ 61,210	\$ (74,660)	\$ 100,860
Less deferred amount on refundings	(12,280)	(3,990)	3,371	(12,899)
Unamortized premium (discount)	<u>(852)</u>	<u>-</u>	<u>7,588</u>	<u>6,736</u>
Total LPPA revenue debt	<u>\$ 101,178</u>	<u>\$ 57,220</u>	<u>\$ (63,701)</u>	<u>\$ 94,697</u>
Business-type activities long-term debt	<u>\$ 135,040</u>	<u>\$ 57,362</u>	<u>\$ (69,822)</u>	<u>\$ 122,580</u>

NOTES TO FINANCIAL STATEMENTS

Compensated absences typically have been liquidated by the general fund and a few other governmental funds. Claims liabilities typically have been liquidated by the internal service funds.

Note 12. Authorization for Sale of Additional Bonds

At elections held on April 4, 1981, July 20, 1985 and July 17, 1997, voters of the City of Lafayette approved the issuance of additional sales tax revenue bonds. At October 31, 2003, the remaining approved amounts are as follows:

	1961 <u>Sales Tax</u>	1985 <u>Sales Tax</u>
Street improvements	\$25,522,799	\$16,505,306
Drainage improvements	10,666,032	5,069,030
North University underpass	2,762,141	-
Public buildings	203,833	-
Recreation/parks improvements	<u>1,617,195</u>	<u>3,664</u>
Totals	<u>\$40,772,000</u>	<u>\$21,578,000</u>

Note 13. Deposits and Investments

Deposits:

Primary government

At year end, the carrying amount of the City-Parish's deposits, including demand deposit accounts and certificates of deposit, was \$5,499,903 and the bank balance was \$10,810,537. Of the bank balance, \$500,000 was covered by federal depository insurance and \$10,310,537 was covered by collateral held by the City's/Parish's fiscal agent in the City's/Parish's name, as applicable. Cash on hand and with paying agents aggregated \$9,841,503 (Lafayette City-Parish Consolidated Government) and \$10,502,436 (LPPA). Of the carrying amount, \$918,571 is reported in the fiduciary funds.

Component units

At year end, the carrying amount of the component unit deposits was \$8,622,095 and the bank balance was \$8,563,543. Of the bank balance, \$1,176,484 was covered by federal depository insurance, \$5,068,346 was covered by collateral held by the fiscal agent of the individual entities in their name, and \$1,041,920 was held by Lafayette City-Parish Consolidated Government in their consolidated cash account for which collateral information is included in the primary government section above. The remaining \$1,276,793 was considered uncollateralized. The majority of the uncollateralized amount

NOTES TO FINANCIAL STATEMENTS

existed because the trustee bank for the Conference Center Project of the Cajundome does not pledge specific collateral to its individual accounts. Collateral is instead pledged on the bank's trust department as a whole. In addition, cash on hand and with the paying agent for these entities totaled \$1,295,428. Of the carrying amount, \$984,976 is reported in the fiduciary funds.

Investments:

The Lafayette City-Parish Consolidated Government's investments are categorized as either (1) insured or registered for which the securities are held by the Government or its agent in the Government's name, (2) uninsured and unregistered for which the securities are held by the broker's or dealer's trust department or agent in the Government's name or (3) uninsured and unregistered for which the securities are held by the broker or dealer, or by its trust department or agent but not in the Government's name. All of the Government's investments are considered Category 1 at October 31, 2003 and are detailed below (in thousands of dollars).

	<u>Primary Government</u>		<u>Component Units</u>	
	<u>Reported Amount</u>	<u>Fair Value</u>	<u>Reported Amount</u>	<u>Fair Value</u>
Lafayette City-Parish Consolidated Government:				
U.S. Government securities	\$ 216,134	\$ 216,134	\$ 3,112	\$ 3,112
Repurchase agreements	54,400	49,008	-	-
Louisiana Asset Management Pool	3,008	3,008	-	-
Utilities System Fund investment in self-insurance fund	<u>1,097</u>	<u>1,097</u>	<u>-</u>	<u>-</u>
	\$ 274,639	\$ 269,247	\$ 3,112	\$ 3,112
LPPA:				
Repurchase agreements	3,400	3,434	-	-
U.S. Government securities	<u>13,140</u>	<u>13,140</u>	<u>-</u>	<u>-</u>
Totals	<u>\$ 291,179</u>	<u>\$ 285,821</u>	<u>\$ 3,112</u>	<u>\$ 3,112</u>

Of the above primary government amount, \$8,195,340 is reported in the fiduciary funds.

NOTES TO FINANCIAL STATEMENTS

In accordance with GASB Statement No. 31, the Government recognized the net increase (decrease) in the fair value of investments for the year ended October 31, 2003 detailed below. This amount takes into account all changes in fair value (including purchases and sales) that occurred during the year.

	<u>Primary Government</u>	<u>Component Units</u>
Lafayette City-Parish		
Consolidated Government	\$(3,191,252)	\$ (86,093)
LPPA	<u>(80,794)</u>	<u>-</u>
	<u>\$(3,272,046)</u>	<u>\$ (86,093)</u>

Note 14. Dedication of Proceeds and Flow of Funds - Sales and Use Taxes

City of Lafayette

Proceeds of the 1961 1% sales and use tax levied by the City of Lafayette (2003 collections \$28,832,459) are dedicated to the following purposes:

1. Capital improvements (as more fully described in the tax proposition) for streets, sidewalks and bridges; drains, drainage canals and sub-surface drainage; fire department stations and equipment; police department stations and equipment; garbage disposal and health and sanitation equipment and facilities; public buildings; public parks and recreational facilities and equipment; civil defense; and any other work of permanent public improvement, title to which shall be in the public.
2. Supplementing the revenues of the General Fund, after providing for debt service on outstanding bonds, provided that such an amount cannot exceed 25% of the annual sales tax revenues.

Proceeds of the tax have been pledged and dedicated to the retirement of various Public Street and Drainage Bonds with outstanding principal balances totaling \$141,895,000 at October 31, 2003.

Proceeds of the 1985 1% sales and use tax levied by the City of Lafayette effective August 1, 1985 (2003 collections \$25,448,926) are dedicated to the following purposes:

1. Capital improvements (as more fully described in the tax proposition) for street and drainage improvements.
2. Supplementing the revenues of the General Fund, after providing for debt service on outstanding bonds, provided that such an amount cannot exceed 25% of the annual sales tax revenues.

NOTES TO FINANCIAL STATEMENTS

Proceeds of the tax have been pledged and dedicated to the retirement of Public Streets and Drainage Bonds with outstanding principal balances totaling \$146,690,000 at October 31, 2003.

Under the terms of the various bond indentures:

1. All proceeds of the tax are to be deposited daily into a Sales Tax Trust Fund.
2. Each month, there will be transferred from the Sales Tax Trust Fund an amount estimated to be required to pay for all reasonable and necessary costs and expenses of collecting and administering the tax during the next succeeding month.
3. On or before the 20th day of each month, there shall be transferred to a Sales Tax Bond Sinking Fund an amount equal to 1/6 of the interest falling due on the next interest payment date and 1/12 of the principal falling due on the next principal payment date.
4. On or before the 20th day of each month, there shall also be transferred to a Sales Tax Bond Reserve Fund a prescribed sum until such time as there is on deposit in that fund a sum equal to the highest combined principal and interest requirements in any succeeding fiscal year on the outstanding bonds.
5. Any funds remaining after the above transfers will be considered surplus and may be used for the purposes for which the tax was levied.

Lafayette Parish

Lafayette Parish is authorized by the voters of the parish to levy and collect a one percent (1%) sales and use tax on a parish-wide basis except for territory located within the boundaries of any incorporated municipality situated within the Parish. The sales tax ordinance provides that the net proceeds of the sales tax will be deposited in the General Fund of the Parish for general expenditures. Revenues from this tax totaled \$4,456,471 for the period ended October 31, 2003.

Note 15. Flow of Funds; Restrictions on Use - Utility Revenues

Under the terms of various bond indentures on outstanding Utilities Revenue Bonds, all income and revenues of the Utilities System are pledged and dedicated to the retirement of said bonds and are to be deposited in funds as indicated below.

NOTES TO FINANCIAL STATEMENTS

All revenue must be deposited into a Receipts Fund. At the end of each month, there must be transferred from this fund into an Operations and Maintenance Fund an amount sufficient to provide for the payment of the reasonable and necessary expenses of administering, operating and maintaining the Utilities System during the following month.

After the transfer to the Operations and Maintenance Fund each month of the amount estimated to be necessary for such funds as above provided, all remaining revenue of the Utilities System shall be transferred to the Bond and Interest Redemption Fund until such time as there has been accumulated in that fund an amount sufficient to pay all interest payable from such fund on May 1 of the sinking fund year and all principal and interest payable from such fund on the next succeeding November 1. In addition, all interest earned on the investment of revenue bond proceeds prior to their expenditure for authorized purposes is to be deposited directly into the Bond and Interest Redemption Fund. Amounts on deposit in the Bond and Interest Redemption Fund may be used only for the payment of bonds and interest coupons as they become due and payable.

All revenues remaining in each month of the sinking fund year after all of the required payments above have been made into the Operations and Maintenance Fund and into the Bond and Interest Redemption Fund shall be set aside in the Bond Reserve and Capital Additions Fund. Money in the Bond Reserve and Capital Additions Fund shall be used for the payment of principal and interest on the bonds outstanding whenever money available for such purpose in the Bond and Interest Redemption Fund is not sufficient to retire such bonds and interest coupons as they become due and payable. Funds in the Bond Reserve and Capital Additions Fund may also be used for making major renewals, replacements, extensions, betterments and improvements to the Utilities System as approved by the consulting engineer and for making transfers to the Operations and Maintenance Fund whenever and to such extent as the consulting engineer may certify there is not sufficient money in the Operations and Maintenance Fund to meet current obligations for such fund (including the payment of the annual in-lieu-of-tax payment to the City General Fund).

Note 16. Flow of Funds; Restrictions on Use - LPPA

Under the terms of the ordinance authorizing and providing for the issuance of electric revenue bonds of the Authority to finance the acquisition of an ownership interest in a fossil fuel steam electric generating plant and for other purposes relating thereto, the bonds are special obligations of the Authority payable solely from and secured by the revenues and other funds including bond proceeds. Such revenues consist of all income, fees, charges, receipts, profits, and other monies derived by the Authority from its ownership and operation of the fossil fuel steam electric generating plant, other than certain money derived during the period of construction. Monies in the revenue fund shall first be applied to the payment of operating expenses of the plant, exclusive of depreciation and amortization. Monies in the revenue fund

NOTES TO FINANCIAL STATEMENTS

shall then be deposited into the bond fund to pay principal of and premium, if any, and interest on all bonds as they become due and payable; and then be applied to maintain the reserve account in the bond fund at an amount equal to the maximum annual debt service requirements on all bonds (initially funded from bond proceeds). After making the required payments into the operating account and bond fund, there shall be paid out of the revenue fund into the reserve and contingency fund an amount equal to \$1,500,000 or such greater amount as may be determined by the consulting engineer, provided that there shall not be required to be paid therein during any month an amount in excess of 25% of the amounts required to be paid during such month to the bond fund. If on any October 31 following the date of commercial operation, the monies credited (or to be credited as of such date) to the revenue fund shall exceed the Authority's required amount of working capital for the operation of the plant, the amount of such excess shall be applied by the Authority (1) to reduce monthly power costs to the Lafayette City-Parish Consolidated Government under the power sales contract, (2) to pay the cost of making repairs, renewals and replacements, additions, betterments and improvements to and extensions of the plant operation, (3) to the purchase or redemption of bonds, (4) to any other purpose in connection with the plant operation, or (5) to any other lawful purpose of the Authority, including the payment of subordinated indebtedness.

The fuel cost stability fund was established to allow level billings to the retail customer when the generating plant is out of service for a period of seven days or more. In those instances, a credit may be applied to the monthly power bill to the Lafayette City-Parish Consolidated Government. When the unit has been returned to operation, the funds which were applied as a credit are recovered by application of a surcharge to restore the fund balance over a reasonable period of time.

The reserve and contingency fund cash balance at October 31, 2003 was \$511,017, which is below the required minimum balance. These funds were used for their required purpose as outlined above; therefore the Authority is not in violation of the funding requirements of this fund. All funds were replenished in the subsequent year.

Note 17. Contract for Purchase of Power

On May 1, 1977, the City of Lafayette entered into a power sales contract with the Lafayette Public Power Authority (LPPA) for purchase of all electric power and energy which is capable of generation from LPPA's 50% ownership interest in a fossil fuel steam electric generating plant near Boyce, Louisiana. The generating unit has a net generating capability of approximately 530 MW.

Under the terms of the power sales contract, which will terminate on April 30, 2017, the City makes monthly payments sufficient to cover: all debt service of LPPA (including debt service reserve requirements); the amount which LPPA is required under its bond resolution(s) to pay or set

NOTES TO FINANCIAL STATEMENTS

aside during such month into any other fund or account established by the bond resolutions including working capital funds; any payments which LPPA is required to make for the cost of renewals, replacements or preventive maintenance of the facility; and the costs of producing or delivering power and energy during such month (including general and administrative expenses, but excluding depreciation). Such payments will continue throughout the term of the contract whether or not the unit is operable or whether power or energy is being delivered to the City under the terms of the contract.

Note 18. Employee Retirement Systems

The Lafayette City-Parish Consolidated Government participates in the Municipal Employees Retirement System (MERS), Parochial Employees' Retirement System (PERS), State of Louisiana - Municipal Police Employees' Retirement System and State of Louisiana - Firefighters' Retirement System. These systems are statewide multi-employer, public employee retirement systems which cover virtually all Lafayette Consolidated Government employees. Substantially, all Government employees participate in one of the following retirement systems:

Municipal Employees' Retirement Systems (MERS)

Plan description:

Employees are eligible to retire under Plan A of the System at age 60 with 10 years of creditable service, or at any age with 25 years of creditable service. Monthly benefits consist of 3% of a member's final compensation, multiplied by years of service with certain limitations. The System also provides disability and survivor benefits. All benefits are established by state statute. MERS issues a publicly available financial report that includes financial statements and required supplemental information. That report may be obtained by writing to Municipal Employees' Retirement System of Louisiana, 7937 Office Park Boulevard, Baton Rouge, Louisiana 70809.

Funding policy:

Plan members are required to contribute 9.25% of their annual covered salary and the Government is required to contribute at an actuarially determined rate. The current rate was 8.00% until July 1, 2003 at which time it increased to 11.00%. The contribution requirements of plan members and the Government are established by statute. The Government's contributions to MERS for the years ended October 31, 2003, 2002 and 2001 were \$1,797,664, \$1,518,557 and \$1,368,427, respectively, equal to the required contribution each year.

NOTES TO FINANCIAL STATEMENTS

Parochial Employees' Retirement System (PERS)

Plan description:

Members of the plan may retire with 30 years of creditable service regardless of age, with 25 years of service at age 55, and with 10 years of service at age 60. Benefit rates are 1% of final compensation (average monthly earnings during the highest 36 consecutive months, or joined months if service was interrupted) plus \$2.00 per month for each year of service credited prior to January 1, 1980, and 3% of final compensation for each year of service after January 1, 1980. The System also provides disability and survivor benefits. Benefits are established by state statute. PERS issues a publicly available financial report that includes financial statements and required supplemental information. That report may be obtained by writing to Parochial Employees' Retirement System of Louisiana, Post Office Box 14619, Baton Rouge, Louisiana 70898.

Funding policy:

Plan members are required to contribute 9.50% of their annual covered salary to the plan and the Government is required to contribute at an actuarially determined rate. The current rate is 7.75% of annual covered payroll. The contribution requirements of plan members and the Government are established by statute. The Government's contribution to PERS for the years ended October 31, 2003, 2002 and 2001 were \$1,558,027, \$1,377,104 and \$1,235,361, respectively, equal to the required contribution each year.

State of Louisiana - Municipal Police Employees' Retirement System

Plan description:

Members of the plan may retire at age 50 with at least 20 years of credited service, or at age 55 with at least 12 years of credited service. Benefit rates are 3-1/3 percent of a member's average final compensation, multiplied by the employee's years of credited service. The System also provides death and disability benefits. Benefits are established by state statute. The Municipal Police Employees' Retirement System issues a publicly available report that includes financial statements and required supplemental information. That report may be obtained by writing to Municipal Police Employees' Retirement System, 8401 United Plaza Boulevard, Suite 270, Baton Rouge, Louisiana 70809-7017.

Funding policy:

Plan members are required to contribute 7.50% of their annual covered salary and the Government was required to contribute 9.00%, through July 1, 2003, at which time the rate increased to 15.25% as established by state statute. The Government's contributions to the System for the

NOTES TO FINANCIAL STATEMENTS

years ended October 31, 2003, 2002 and 2001 were \$989,091, \$732,100 and \$715,258, respectively, equal to the required contribution for each year.

State of Louisiana - Firefighters' Retirement System

Plan description:

Members of the plan may retire at age 50 with at least 20 years of credited service, or at age 55 with at least 12 years of credited service. Benefits are 3-1/3 percent of a member's average final compensation, multiplied by the employee's years of credited service. The System also provides death and disability benefits. Benefits are established by state statute. The Firefighters' Retirement System issues a publicly available financial report that includes financial statements and required supplemental information. That report may be obtained by writing to Firefighters' Retirement System, Post Office Box 94095 Capitol Station, Baton Rouge, Louisiana 70804-9095.

Funding policy:

Plan members are required to contribute 8.00% of their annual covered salary and the Government is required to contribute at an actuarially determined rate. The current rate was 9.00% of annual covered payroll until December 1, 2002, at which time it increased to 18.25% until July 1, 2003. The current rate increased again to 21.00% effective July 1, 2003. The contribution requirements of plan members are established and may be amended by the System's Board of Trustees. The Government's contributions to the System for the years ended October 31, 2003, 2002 and 2001 were \$1,273,220, \$609,448 and \$549,058, respectively, equal to the required contribution for each year.

Note 19. Contingent Liabilities

The Lafayette City-Parish Consolidated Government is a defendant in various lawsuits. Although the outcome of these lawsuits is not presently determinable, in the opinion of the Consolidated Government's attorneys any judgments rendered in favor of the plaintiff or payments resulting from compromise settlements, if any, will be within the limits of the various insurance coverages carried by the Consolidated Government or funded through its self-insurance program.

In January 2003, a judge granted a motion for summary judgment relative to liability issues of the Lafayette City-Parish Consolidated Government in litigation filed by members of the Lafayette Fire and Police Departments. The summary judgment established liability in the design of pay plans for the Fire and Police Departments that advanced state supplemental pay in the first year of employment of new hires within the respective departments. The court found the process of retracting advanced payments, subsequent to the eligibility of state issued payments after the first year of employment, to be in violation of State law. The

NOTES TO FINANCIAL STATEMENTS

ruling only establishes liability for the period March 16, 1996 through November 1, 2001, based on the statute of limitations and recent pay plan revisions modifying the plans as a result of this lawsuit. The Administration and Legal Department of the Lafayette City-Parish Consolidated Government believe the court erred in its interpretation of the law and intend to appeal the ruling. The potential liability of an unfavorable outcome could approximate \$10,000,000. No accrual of this action is reflected in the financial statements.

Lafayette City-Parish Consolidated Government receives grants for specific purposes that are subject to review and audit by the agencies providing the funding. Such audits and reviews could result in expenses being disallowed under the terms and conditions of the grants. In the opinion of management, such disallowances, if any, would be immaterial.

Note 20. Environmental Liability

The site upon which the City's first power generation plant was once located has been identified as containing environmental contamination. In 1979, the City built an electrical substation on the site after the eighty-year old generation plant was destroyed by fire. While performing electrical upgrades to the substation in 1991, the City discovered traces of petroleum products and began an investigation as to the source of the contaminants and the extent of contamination. As a result of extensive testing on the substation site and adjacent properties, it appears that the source of the contamination is likely to have been caused from underground storage tanks which once contained fuel oil and diesel fuel used in the generation of electrical power by the former utility plant.

The City currently has plans to conduct a clean-up of the site using bioremediation technology. This method of remediation involves the introduction of micro-organisms into the soil through the use of various ground wells which will be bored throughout the site. The cost of this clean-up utilizing bioremediation technology is estimated at approximately \$1,750,000 and will take several years to complete. Through October 31, 2003, the City has incurred expenses of \$785,132 in connection with the remediation project for environmental testing and consulting. The estimated remaining cost of the clean-up of \$964,868 is accrued in the Utilities System Fund at October 31, 2003.

The City has plans to first conduct a test of the bioremediation process on a small area of the site to determine if this process can be used successfully before beginning the full-scale bioremediation project. Should the bioremediation project be unsuccessful, the City may have to resort to conventional remediation methods which could cost as much as \$7,000,000 for the clean-up of this site.

NOTES TO FINANCIAL STATEMENTS

Note 21. Commitments

The Lafayette Public Power Authority has contracted with Jacob's Ranch to purchase its share of coal used in producing power at the Rodemacher Unit No. 2 facility. The purchase contract is for delivery of 36,520,000 tons of coal in total of which the Authority has a fifty percent (50%) interest. Therefore, the Authority has contracted to purchase a minimum of 18,260,000 tons over the term of the contract. Annual amounts are subject to increase or decrease by up to ten percent (10%). On December 11, 2002, this contract was extended for an additional two years. The term of the contract and annual quantities to be purchased are as follows:

Calendar Year	Annual Quantity
1981	\$ 210,000
1982	\$ 600,000
1983-2000	\$ 875,000
2001	\$ 850,000
2002	\$ 850,000
2003	\$ 900,000
2004	\$ 900,000

Note 22. Lease Agreements - Waterworks Districts

The Utilities System has entered into long-term lease-purchase and franchise agreements with Waterworks District Numbers 1, 3 and 4 of the Parish of Lafayette for a period of thirty years from the dates of the agreements. These districts were originally created to furnish water to residents of various areas in or near the City of Lafayette. The agreements provide that the City operate these water systems, including billing the consumers and collecting the monies for services, and furnishing all labor, materials, equipment, transportation, and tools to operate and maintain these systems. The agreements further provide that the City is to provide funds to pay the outstanding revenue bonds and interest thereon when due plus an additional amount for additions and extensions, and administration and overhead expenses. There were no outstanding bonds for any of the Waterworks Districts at October 31, 2003.

The Utilities System has also entered into an agreement with Waterworks District Numbers 3 and 4 of the Parish of Lafayette whereby the City is to collect a \$300 connection fee from each new customer in the district. These funds are to be accumulated for future expansion of the systems in these districts.

NOTES TO FINANCIAL STATEMENTS

Note 23. Risk Management

The Lafayette City-Parish Consolidated Government is self-insured for workers' compensation, general liability (which includes law enforcement), errors and omissions, automobile liability, fleet collision and property (which includes fire and extended coverage and boiler and machinery). These activities are accounted for in the Self-Insurance Fund which was established on November 1, 1979. The following is a summary of the Government's self-insured retentions for the Self-Insurance Fund:

Workers' compensation	\$350,000
General liability	Unlimited
Errors and omissions	Unlimited
Automobile liability	Unlimited
Fleet collision	Unlimited
Property (Variable)	\$50,000 - \$500,000

Liabilities are reported when it is probable that a loss has occurred and the amount of the loss can be reasonably estimated. Liabilities include an amount for claims that have been incurred but not reported (IBNRs). Claim liabilities are based upon the estimated ultimate cost of settling the claims including specific, incremental claim adjustment expenses, salvage, and subrogation and considering the effects of inflation and recent claim settlement trends including frequency and amount of payouts and other economic and social factors.

Changes in the balances of claims liabilities during the last two years ended October 31, are as follows:

	<u>2003</u>	<u>2002</u>
Unpaid claims liability, beginning	\$ 6,521,049	\$ 6,925,744
Current year claims and changes in estimates	2,487,742	2,317,168
Claims paid	<u>(3,491,820)</u>	<u>(2,721,863)</u>
Unpaid claims liability, ending	<u>\$ 5,516,971</u>	<u>\$ 6,521,049</u>

NOTES TO FINANCIAL STATEMENTS

Although the Government's Self-Insurance Fund is operated on a unitary basis, contributions for premiums, reserves and losses for coverages are divided between those applicable to the Government's utilities system and those applicable to non-utility funds (funded primarily from General Fund revenues). These contributions are also reported as external transactions. The retained earnings (accumulated deficit) at October 31, 2003 is applicable to utility and non-utility activity as follows:

Retained earnings (accumulated deficit):	
Utilities	\$ 1,096,985
Other	<u>(3,942,822)</u>
Total	<u>\$ (2,845,837)</u>

Each year, the Utilities System Fund and those non-utility funds reimburse the Self-Insurance Fund based on the prior year actual losses.

The City is also self-insured for group hospitalization. This activity is accounted for in the Group Hospitalization Fund which was established during the 1988 fiscal year; the Parish employees joined in September of 1996. Both employer's and employees' portions of premiums are paid into the Group Hospitalization Fund and are available to pay claims and administrative costs.

Liabilities are reported when it is probable that a loss has occurred and the amount of the loss can be reasonably estimated. Liabilities include an amount for claims that have been incurred but not reported (IBNRs). Claim liabilities are based upon the estimated ultimate cost of settling the claims including specific, incremental claim adjustment expenses, salvage, and subrogation and considering the effects of inflation and recent claim settlement trends including frequency and amount of payouts and other economic and social factors.

Changes in the balances of claims liabilities during the last two years ended October 31, are as follows:

	<u>2003</u>	<u>2002</u>
Claims liability, beginning	\$ 2,212,999	\$ 1,828,391
Current year claims and changes in estimates	11,291,891	12,171,454
Claims paid	<u>(11,183,790)</u>	<u>(11,786,846)</u>
Claims liability, ending	<u>\$ 2,321,100</u>	<u>\$ 2,212,999</u>

NOTES TO FINANCIAL STATEMENTS

Note 24. Compensation of Council

A detail of compensation paid to individual council members for the period ended October 31, 2003 follows:

City-Parish Council

Robert Castille	\$ 20,231
Christopher Williams	20,231
Louis C. Benjamin, Jr.	20,231
Lenwood Broussard	20,231
Jerry Trumps	19,834
Randal Menard	20,231
Bobby Badeaux	20,231
Robin Stevenson	20,231
Marc Mouton	<u>20,231</u>
Total	<u>\$ 181,682</u>

Note 25. Subsequent Event

Subsequent to year end, Lafayette Consolidated Government issued the following bonds:

1. On November 20, 2003, \$7,100,000 and \$16,000,000 of Public Improvement Bonds, Series 2003C and 2003D were issued to fund various capital projects.
2. On December 18, 2003, \$22,300,000 of Parish General Obligation Bonds, Series (a)-(g) were issued to fund various capital projects.
3. On February 2, 2004, \$29,675,000 of Taxable Refunding Bonds, Series 2004, were issued to refund the Series 1994 Sales Tax Bonds.

Note 26. Post Retirement Benefits

Lafayette City-Parish Consolidated Government provides postretirement health care benefits, in accordance with local Ordinance 0-109-99 adopted April 8, 1999 and applicable State statutes, to all employees who retire from the Consolidated Government after meeting the requirements under the employees' appropriate State retirement system and who are a member of the health insurance plan on the date prior to retirement, and who have made the election to continue health care coverage on the date prior to retirement. Currently, 243 retirees have met the criteria above and are participating. The Consolidated Government pays 78% of the premium while the retiree is responsible for 22% of the premium. This is for single coverage only. The retiree is responsible for 100% of any dependent coverage. The Government's portion of the premium is funded on a pay-as-you-go basis from the City General Fund, Parish General Fund and the

NOTES TO FINANCIAL STATEMENTS

Utilities System Fund. Employer premium expenditures are recognized on the first day of each fiscal year and are based on the number of retirees participating on that day. For the year ended October 31, 2003, the amount of premiums paid by the Consolidated Government was \$451,980.

Note 27. Refunded Debt

On December 1, 2002, the Lafayette City-Parish Consolidated Government issued \$35,815,000 in Public Improvement Sales Tax Refunding Bonds, Series 2002 with an average interest rate of 3.86% to advance refund \$35,950,000 of outstanding Public Improvement Sales Tax Bonds, Series 1993A with an average interest rate of 5.41%. The net proceeds of \$36,875,568 (after premium of \$1,397,230 and payment of \$336,662 in underwriting fees and insurance) plus an additional \$485,371 of Series 1993A sinking fund monies and \$140,962 of Series 1993A reserve fund monies were used to purchase U.S. government securities. Those securities were deposited in an irrevocable trust with an escrow agent to provide for all future debt service payments on the Series 1993A bonds. As a result, the Series 1993A bonds are considered to be defeased and the liability for those bonds has been removed from the government-wide statement of net assets.

The advance refunding resulted in a difference between the reacquisition price and the net carrying amount of the old debt of \$762,648. This difference, reported in the accompanying financial statements as a deduction from bonds payable, is being charged to operation through the year 2020 using the effective-interest method. The Government completed the advance refunding to reduce its total debt service payments over the next 17 years by \$2,898,398 and to obtain an economic gain (difference between the present values of the old and new debt service payments) of \$2,700,184.

On February 20, 2003, the Lafayette City-Parish Consolidated Government issued \$14,200,000 in Public Improvement Sales Tax Refunding Bonds, Series 2003 with an average interest rate of 3.82% to advance refund \$13,605,000 of outstanding Public Improvement Sales Tax Bonds, Series 1993B with an average interest rate of 5.01%. The net proceeds of \$13,915,471 (after payment of \$284,529 in underwriting fees, insurance and other issuance costs) plus an additional \$234,427 of Series 1993B sinking fund monies were used to purchase U.S. government securities. Those securities were deposited in an irrevocable trust with an escrow agent to provide for all future debt service payments on the Series 1993B bonds. As a result, the Series 1993B bonds are considered to be defeased and the liability for those bonds has been removed from the government-wide statement of net assets.

NOTES TO FINANCIAL STATEMENTS

The advance refunding resulted in a difference between the reacquisition price and the net carrying amount of the old debt of \$302,925. This difference, reported in the accompanying financial statements as a deduction from bonds payable, is being charged to operation through the year 2027 using the effective-interest method. The Government completed the advance refunding to reduce its total debt service payments over the next 24 years by \$1,193,448 and to obtain an economic gain (difference between the present values of the old and new debt service payments) of \$978,608.

On November 7, 2002, the Lafayette City-Parish Consolidated Government issued \$49,230,000 in Taxable Refunding Bonds, Series 2002 with an average interest rate of 5.55% to refund notes payable with the Municipal Police Employers Retirement System and the Firefighters' Retirement System in the amounts of \$29,027,208 and \$18,871,641, respectively, with an interest rate of 7.00%. The net proceeds of \$47,898,849 (after payment of \$1,331,151 in underwriting fees, insurance and other issuance costs) were used to currently refund the debt.

The current refunding resulted in no difference between the reacquisition price and the net carrying amount of the old debt. The Government completed the advance refunding to reduce its total debt service payments over the next 25 years by \$9,741,293 and to obtain an economic gain (difference between the present values of the old and new debt service payments) of \$5,336,547.

Note 28. Prior Period Adjustment

During the current fiscal year, the Lafayette City-Parish Consolidated Government recorded capital assets for the governmental activities that were omitted in the prior year, in error, when GASB Statement No. 34 was implemented. The net amount omitted was \$11,147,283. The effect of this error was to understate ending net assets at October 31, 2002 by \$11,147,283 and to understate change in net assets for the year ended October 31, 2002 by \$2,574,259.

REQUIRED SUPPLEMENTARY INFORMATION

LAFAYETTE CITY-PARISH CONSOLIDATED GOVERNMENT
LAFAYETTE, LOUISIANA

BUDGETARY COMPARISON SCHEDULE
GENERAL FUND
For the Year Ended October 31, 2003

	Original Budget	Final Budget	Actual	Variance with Final Budget Positive (Negative)
Revenues:				
Taxes -				
Ad valorem	\$ 9,224,206	\$ 9,121,686	\$ 9,113,758	\$ (7,928)
Sales and use	4,799,000	3,971,400	4,456,471	485,071
Utility System payments in lieu of taxes	17,016,200	16,139,625	16,139,625	-
Other	1,986,924	2,071,251	2,428,671	357,420
Licenses and permits	1,994,600	1,997,820	2,219,027	221,207
Intergovernmental -				
Federal grants	-	144,916	289,392	144,476
State funds:				
Grants	-	102,355	128,679	26,324
State shared revenue	1,120,522	1,103,033	1,106,760	3,727
Other	713,576	1,007,158	841,262	(165,896)
Charges for services	4,502,424	4,832,978	5,006,038	173,060
Fines and forfeits	1,123,800	1,023,800	1,020,572	(3,228)
Investment earnings	936,200	696,200	484,839	(211,361)
Miscellaneous	1,420,328	1,552,972	1,096,974	(455,998)
Total revenues	\$ 44,837,780	\$ 43,765,194	\$ 44,332,068	\$ 566,874
Expenditures:				
Current -				
General government	\$ 19,091,563	\$ 19,825,140	\$ 19,019,562	\$ 805,578
Public safety	26,604,293	27,099,851	26,370,307	729,544
Traffic and transportation	1,701,329	1,663,252	1,621,551	41,701
Streets and drainage	7,411,635	7,700,224	7,410,788	289,436
Urban redevelopment and housing	353,193	345,787	341,853	3,934
Cultural and recreation	367,012	373,175	366,137	7,038
Health and welfare	18,109	18,109	18,109	-
Economic development and assistance	60,347	60,347	59,353	994
Conservation of natural resources	110,703	110,703	70,243	40,460
Debt service:				
Principal retirement	20,163	340,570	1,040,570	(700,000)
Interest and fiscal charges	3,254,583	1,886,025	1,886,025	-
Capital outlay	-	255,767	88,929	166,838
Total expenditures	\$ 58,992,930	\$ 59,678,950	\$ 58,293,427	\$ 1,385,523 (continued)

LAFAYETTE CITY-PARISH CONSOLIDATED GOVERNMENT
LAFAYETTE, LOUISIANA

BUDGETARY COMPARISON SCHEDULE (CONTINUED)
GENERAL FUND
For the Year Ended October 31, 2003

	Original Budget	Final Budget	Actual	Variance with Final Budget Positive (Negative)
Excess (deficiency) of revenues over expenditures	\$ (14,155,150)	\$ (15,913,756)	\$ (13,961,359)	\$ 1,952,397
Other financing sources (uses):				
Transfers in	\$ 22,756,032	\$ 22,443,973	\$ 22,995,456	\$ 551,483
Transfers out	(6,942,742)	(11,191,094)	(10,781,244)	409,850
Transfers from component units	-	-	700,000	700,000
Transfers to component units	(1,619,436)	(1,517,656)	(1,438,179)	79,477
Bond proceeds	-	-	48,073,260	48,073,260
Transfer to paying agent	-	-	(47,898,849)	(47,898,849)
Sale of capital assets	-	-	53,161	53,161
Total other financing sources	\$ 14,193,854	\$ 9,735,223	\$ 11,703,605	\$ 1,968,382
Net change in fund balance	\$ 38,704	\$ (6,178,533)	\$ (2,257,754)	\$ 3,920,779
Fund balance, beginning	17,449,313	17,239,198	22,834,900	5,595,702
Fund balance, ending	\$ 17,488,017	\$ 11,060,665	\$ 20,577,146	\$ 9,516,481

LAFAYETTE CITY-PARISH CONSOLIDATED GOVERNMENT
LAFAYETTE, LOUISIANA

BUDGETARY COMPARISON SCHEDULE
1961 SALES TAX TRUST FUND
For the Year Ended October 31, 2003

	Original Budget	Final Budget	Actual	Variance with Final Budget Positive (Negative)
Revenues:				
Taxes -				
Sales and use	\$ 27,943,366	\$ 27,943,366	\$ 28,832,459	\$ 889,093
Investment earnings	77,620	25,000	16,084	(8,916)
Total revenues	\$ 28,020,986	\$ 27,968,366	\$ 28,848,543	\$ 880,177
Expenditures:				
Current -				
General government	168,300	198,000	207,704	(9,704)
Excess of revenues over expenditures	\$ 27,852,686	\$ 27,770,366	\$ 28,640,839	\$ 870,473
Other financing sources (uses):				
Transfers in	\$ 775,000	\$ 600,000	\$ 402,896	\$ (197,104)
Transfers out	(28,627,686)	(28,370,366)	(29,043,735)	(673,369)
Total other financing sources (uses)	\$ (27,852,686)	\$ (27,770,366)	\$ (28,640,839)	\$ (870,473)
Net change in fund balance	\$ -	\$ -	\$ -	\$ -
Fund balance, beginning	-	-	-	-
Fund balance, ending	\$ -	\$ -	\$ -	\$ -

LAFAYETTE CITY-PARISH CONSOLIDATED GOVERNMENT
LAFAYETTE, LOUISIANA

BUDGETARY COMPARISON SCHEDULE
1985 SALES TAX TRUST FUND
For the Year Ended October 31, 2003

	Original Budget	Final Budget	Actual	Variance with Final Budget Positive (Negative)
Revenues:				
Taxes -				
Sales and use	\$ 24,995,852	\$ 24,995,852	\$ 25,448,926	\$ 453,074
Investment earnings	69,433	25,000	14,171	(10,829)
Total revenues	\$ 25,065,285	\$ 25,020,852	\$ 25,463,097	\$ 442,245
Expenditures:				
Current -				
General government	170,340	185,000	194,003	(9,003)
Excess of revenues over expenditures	\$ 24,894,945	\$ 24,835,852	\$ 25,269,094	\$ 433,242
Other financing sources (uses):				
Transfers in	\$ 675,000	\$ 550,000	\$ 380,130	\$ (169,870)
Transfers out	(25,569,945)	(25,385,852)	(25,649,224)	(263,372)
Total other financing sources (uses)	\$ (24,894,945)	\$ (24,835,852)	\$ (25,269,094)	\$ (433,242)
Net change in fund balance	\$ -	\$ -	\$ -	\$ -
Fund balance, beginning	-	-	-	-
Fund balance, ending	\$ -	\$ -	\$ -	\$ -

LAFAYETTE CITY-PARISH CONSOLIDATED GOVERNMENT
LAFAYETTE, LOUISIANA

COMBINING BALANCE SHEET
GENERAL FUNDS
October 31, 2003

	<u>City</u>	<u>Parish</u>	<u>Total</u>
ASSETS			
Cash	\$ 598,182	\$ 187,462	\$ 785,644
Investments	16,665,156	5,308,085	21,973,241
Accrued interest receivable	147,436	46,960	194,396
Inventories, at cost	1,425	-	1,425
Accounts receivable, net	209,083	90,796	299,879
Due from other funds	1,994,779	42,089	2,036,868
Internal balances	265,664	(265,664)	-
Due from component units	96,160	61,150	157,310
Due from other governmental agencies	112,525	811,193	923,718
Due from external parties	103,680	-	103,680
Other receivables	165,417	-	165,417
	<u>\$ 20,359,507</u>	<u>\$ 6,282,071</u>	<u>\$ 26,641,578</u>
LIABILITIES AND FUND BALANCES			
Liabilities:			
Accounts payable	\$ 820,169	\$ 124,433	\$ 944,602
Accrued salaries and benefits	639,808	30,456	670,264
Other payables	292,557	5,216	297,773
Due to other funds	3,361,449	736,082	4,097,531
Due to other governmental agencies	49,697	-	49,697
Deferred revenue	4,565	-	4,565
	<u>\$ 5,168,245</u>	<u>\$ 896,187</u>	<u>\$ 6,064,432</u>
Fund balances:			
Reserved for -			
Encumbrances	\$ 16,750	\$ 181,045	\$ 197,795
Inventories	1,425	-	1,425
Unreserved -			
Designated for subsequent year's expenditures	642,129	405,544	1,047,673
Designated for contingencies	6,000,000	3,500,000	9,500,000
Designated for capital projects	-	673,716	673,716
Undesignated	8,530,958	625,579	9,156,537
	<u>\$ 15,191,262</u>	<u>\$ 5,385,884</u>	<u>\$ 20,577,146</u>
Total liabilities and fund balances	<u>\$ 20,359,507</u>	<u>\$ 6,282,071</u>	<u>\$ 26,641,578</u>

LAFAYETTE CITY-PARISH CONSOLIDATED GOVERNMENT
LAFAYETTE, LOUISIANA

COMBINING STATEMENT OF REVENUES, EXPENDITURES,
AND CHANGES IN FUND BALANCE
GENERAL FUNDS
For the Year Ended October 31, 2003

	City	Parish	Total
Revenues:			
Taxes -			
Ad valorem	\$ 7,555,194	\$ 1,558,564	\$ 9,113,758
Sales and use	-	4,456,471	4,456,471
Utility System payments in lieu of taxes	16,139,625	-	16,139,625
Other	1,706,704	721,967	2,428,671
Licenses and permits	1,962,702	256,325	2,219,027
Intergovernmental -			
Federal grants	289,392	-	289,392
State funds:			
Grants	85,732	42,947	128,679
State shared revenue	281,501	825,259	1,106,760
Other	-	841,262	841,262
Charges for services	4,541,206	464,832	5,006,038
Fines and forfeits	992,294	28,278	1,020,572
Investment earnings	439,814	45,025	484,839
Miscellaneous	1,044,088	52,886	1,096,974
	<u>\$ 35,038,252</u>	<u>\$ 9,293,816</u>	<u>\$ 44,332,068</u>
Expenditures:			
Current:			
General government	\$ 16,302,081	\$ 2,717,481	\$ 19,019,562
Public safety	25,691,766	678,541	26,370,307
Traffic and transportation	1,607,820	13,731	1,621,551
Streets and drainage	7,324,445	86,343	7,410,788
Urban redevelopment and housing	341,853	-	341,853
Cultural and recreation	283,288	82,849	366,137
Health and welfare	-	18,109	18,109
Economic development and assistance	40,303	19,050	59,353
Conservation of natural resources	-	70,243	70,243
Debt service:			
Principal retirement	1,040,570	-	1,040,570
Interest and fiscal charges	1,886,025	-	1,886,025
Capital outlay	25,923	63,006	88,929
	<u>\$ 54,544,074</u>	<u>\$ 3,749,353</u>	<u>\$ 58,293,427</u>

(continued)

LAFAYETTE CITY-PARISH CONSOLIDATED GOVERNMENT
LAFAYETTE, LOUISIANA

COMBINING STATEMENT OF REVENUES, EXPENDITURES,
AND CHANGES IN FUND BALANCE (CONTINUED)
GENERAL FUNDS
For the Year Ended October 31, 2003

	<u>City</u>	<u>Parish</u>	<u>Total</u>
Excess (deficiency) of revenues over expenditures	\$ (19,505,822)	\$ 5,544,463	\$ (13,961,359)
Other financing sources (uses):			
Transfers in	\$ 22,995,447	\$ 9	\$ 22,995,456
Transfers out	(8,368,849)	(2,412,395)	(10,781,244)
Internal transfers	3,865,553	(3,865,553)	-
Transfers from component units	700,000	-	700,000
Transfers to component units	(299,103)	(1,139,076)	(1,438,179)
Bond proceeds	48,073,260	-	48,073,260
Transfer to paying agent	(47,898,849)	-	(47,898,849)
Sale of capital assets	3,746	49,415	53,161
Total other financing sources (uses)	<u>\$ 19,071,205</u>	<u>\$ (7,367,600)</u>	<u>\$ 11,703,605</u>
Net change in fund balance	\$ (434,617)	\$ (1,823,137)	\$ (2,257,754)
Fund balances, beginning	<u>15,625,879</u>	<u>7,209,021</u>	<u>22,834,900</u>
Fund balances, ending	<u>\$ 15,191,262</u>	<u>\$ 5,385,884</u>	<u>\$ 20,577,146</u>

LAFAYETTE CITY-PARISH CONSOLIDATED GOVERNMENT
LAFAYETTE, LOUISIANA

BUDGETARY COMPARISON SCHEDULE
GENERAL FUND - CITY OF LAFAYETTE
For the Year Ended October 31, 2003

	Original Budget	Final Budget	Actual	Variance with Final Budget Positive (Negative)
Revenues:				
Taxes -				
Ad valorem	\$ 7,724,358	\$ 7,577,358	\$ 7,555,194	\$ (22,164)
Utility System payments in lieu of taxes	17,016,200	16,139,625	16,139,625	-
Other	1,369,700	1,369,700	1,706,704	337,004
Licenses and permits	1,786,800	1,790,020	1,962,702	172,682
Intergovernmental -				
Federal grants	-	144,916	289,392	144,476
State funds:				
Grants	-	77,355	85,732	8,377
State shared revenue	222,122	196,122	281,501	85,379
Charges for services	4,185,024	4,366,909	4,541,206	174,297
Fines and forfeits	1,108,300	1,008,300	992,294	(16,006)
Investment earnings	725,000	535,000	439,814	(95,186)
Miscellaneous	1,218,828	1,376,472	1,044,088	(332,384)
Total revenues	\$ 35,356,332	\$ 34,581,777	\$ 35,038,252	\$ 456,475
Expenditures:				
Current -				
General government	\$ 16,214,064	\$ 16,926,559	\$ 16,302,081	\$ 624,478
Public safety	25,910,334	26,348,711	25,691,766	656,945
Traffic and transportation	1,701,329	1,643,252	1,607,820	35,432
Streets and drainage	7,411,635	7,453,300	7,324,445	128,855
Urban redevelopment and housing	353,193	345,787	341,853	3,934
Cultural and recreation	281,012	283,791	283,288	503
Economic development and assistance	41,296	41,296	40,303	993
Debt service:				
Principal retirement	20,163	340,570	1,040,570	(700,000)
Interest and fiscal charges	3,254,583	1,886,025	1,886,025	-
Capital outlay	-	25,923	25,923	-
Total expenditures	\$ 55,187,609	\$ 55,295,214	\$ 54,544,074	\$ 751,140 (continued)

LAFAYETTE CITY-PARISH CONSOLIDATED GOVERNMENT
LAFAYETTE, LOUISIANA

BUDGETARY COMPARISON SCHEDULE (CONTINUED)
GENERAL FUND - CITY OF LAFAYETTE
For the Year Ended October 31, 2003

	Original Budget	Final Budget	Actual	Variance with Final Budget Positive (Negative)
Excess (deficiency) of revenues over expenditures	\$ (19,831,277)	\$ (20,713,437)	\$ (19,505,822)	\$ 1,207,615
Other financing sources (uses):				
Transfers in	\$ 26,623,729	\$ 26,316,889	\$ 26,868,363	\$ 551,474
Transfers out	(5,878,940)	(7,820,425)	(8,376,212)	(555,787)
Transfers from component units	-	-	700,000	700,000
Transfers to component units	(395,263)	(253,518)	(299,103)	(45,585)
Bond proceeds	-	-	48,073,260	48,073,260
Transfer to paying agent	-	-	(47,898,849)	(47,898,849)
Sale of capital assets	-	-	3,746	3,746
Total other financing sources (uses)	<u>\$ 20,349,526</u>	<u>\$ 18,242,946</u>	<u>\$ 19,071,205</u>	<u>\$ 828,259</u>
Net change in fund balance	\$ 518,249	\$ (2,470,491)	\$ (434,617)	\$ 2,035,874
Fund balance, beginning	<u>12,730,946</u>	<u>13,440,307</u>	<u>15,625,879</u>	<u>2,185,572</u>
Fund balance, ending	<u><u>\$ 13,249,195</u></u>	<u><u>\$ 10,969,816</u></u>	<u><u>\$ 15,191,262</u></u>	<u><u>\$ 4,221,446</u></u>

LAFAYETTE CITY-PARISH CONSOLIDATED GOVERNMENT
LAFAYETTE, LOUISIANA

BUDGETARY COMPARISON SCHEDULE - DETAIL OF EXPENDITURES
GENERAL FUND - CITY OF LAFAYETTE
For the Year Ended October 31, 2003

	Original Budget	Final Budget	Actual	Variance with Final Budget Positive (Negative)
Elected Officials:				
City Council -				
Personnel Cost	\$ 550,281	\$ 552,320	\$ 553,003	\$ (683)
Transportation	15,900	7,750	4,069	3,681
Materials and supplies	11,025	17,300	15,700	1,600
Telephone	23,750	18,975	11,806	7,169
Publications and recording	65,000	65,000	45,573	19,427
Travel and meetings	28,900	27,600	20,436	7,164
Printing and postage	37,000	38,500	36,988	1,512
Professional services	20,195	20,195	10,787	9,408
Uninsured losses	5,518	20,558	20,558	-
Professional fees	149,200	200,000	189,572	10,428
Vehicle subsidy leases	7,000	7,000	6,468	532
Tourist promotion	8,750	8,750	7,954	796
Training	3,000	4,650	4,474	176
Other	10,430	19,941	9,812	10,129
Total City Council	\$ 935,949	\$ 1,008,539	\$ 937,200	\$ 71,339
President's Office -				
Operations:				
Personnel costs	\$ 297,579	\$ 297,880	\$ 298,634	\$ (754)
Transportation	5,500	5,992	5,990	2
Expense allowance	3,600	3,600	3,300	300
Materials and supplies	4,745	5,585	5,388	197
Travel and meetings	15,000	15,000	11,579	3,421
Telephone	15,500	15,500	8,632	6,868
Printing and postage	4,000	4,000	1,474	2,526
Vehicle subsidy leases	6,632	6,632	6,000	632
Municipal dues	2,000	2,000	110	1,890
Contractual services	26,584	27,084	17,119	9,965
Tourist promotion	26,000	24,126	15,254	8,872
External appropriations	2,500	2,500	-	2,500
Other	1,935	1,935	25	1,910
	\$ 411,575	\$ 411,834	\$ 373,505	\$ 38,329

(continued)

LAFAYETTE CITY-PARISH CONSOLIDATED GOVERNMENT
LAFAYETTE, LOUISIANA

BUDGETARY COMPARISON SCHEDULE - DETAIL OF EXPENDITURES (CONTINUED)
GENERAL FUND - CITY OF LAFAYETTE
For the Year Ended October 31, 2003

	Original Budget	Final Budget	Actual	Variance with Final Budget Positive (Negative)
Chief Administrator's Office:				
Personnel costs	\$ 266,261	\$ 267,305	\$ 265,276	\$ 2,029
Transportation	2,000	4,350	3,189	1,161
Materials and supplies	3,413	2,670	2,490	180
Travel and meetings	3,150	3,160	2,281	879
Telephone and utilities	4,900	5,850	4,702	1,148
Printing and postage	2,140	905	489	416
Municipal dues	350	350	-	350
Training	3,700	3,003	1,502	1,501
Vehicle subsidy leases	7,490	12,077	8,802	3,275
Contractual services	7,000	41,388	3,888	37,500
Other	1,260	1,150	300	850
	<u>\$ 301,664</u>	<u>\$ 342,208</u>	<u>\$ 292,919</u>	<u>\$ 49,289</u>
Substance Abuse:				
Personnel costs	\$ 523,801	\$ 563,588	\$ 542,094	\$ 21,494
Transportation	5,000	5,375	4,900	475
Materials and supplies	29,846	34,751	32,697	2,054
Travel and meetings	13,650	14,715	12,854	1,861
Telephone and utilities	20,300	25,655	24,791	864
Printing and postage	10,120	15,780	13,941	1,839
Contractual services	87,509	95,201	75,932	19,269
Maintenance	8,133	7,675	5,584	2,091
Training	6,685	2,890	2,132	758
Tourist/customer relations	19,974	24,186	21,500	2,686
Utilities	15,300	22,300	21,518	782
Equipment rental	-	1,400	587	813
Municipal dues	1,825	1,710	1,710	-
Community police	7,000	600	580	20
Uninsured losses	-	48	48	-
Other	7,630	13,275	10,487	2,788
	<u>\$ 756,773</u>	<u>\$ 829,149</u>	<u>\$ 771,355</u>	<u>\$ 57,794</u>
Total President's Office	<u>\$ 1,470,012</u>	<u>\$ 1,583,191</u>	<u>\$ 1,437,779</u>	<u>\$ 145,412</u>

(continued)

LAFAYETTE CITY-PARISH CONSOLIDATED GOVERNMENT
LAFAYETTE, LOUISIANA

BUDGETARY COMPARISON SCHEDULE - DETAIL OF EXPENDITURES (CONTINUED)
GENERAL FUND - CITY OF LAFAYETTE
For the Year Ended October 31, 2003

	Original Budget	Final Budget	Actual	Variance with Final Budget Positive (Negative)
City Court -				
Operations:				
Personnel cost	\$ 1,137,535	\$ 1,192,276	\$ 1,128,530	\$ 63,746
Materials and supplies	24,850	23,673	21,576	2,097
Telephone and utilities	60,600	60,600	59,134	1,466
Maintenance	4,900	4,900	3,712	1,188
Contractual services	128,000	128,000	127,202	798
Printing and postage	10,500	10,652	10,627	25
Uninsured losses	3,329	7,883	7,883	-
Other	75,723	26,195	9,302	16,893
	<u>\$ 1,445,437</u>	<u>\$ 1,454,179</u>	<u>\$ 1,367,966</u>	<u>\$ 86,213</u>
City Marshal:				
Personnel cost	\$ 697,174	\$ 697,454	\$ 681,698	\$ 15,756
Transportation	26,000	42,700	42,264	436
Telephone	7,000	7,000	5,425	1,575
Other	1,000	1,000	1,000	-
	<u>\$ 731,174</u>	<u>\$ 748,154</u>	<u>\$ 730,387</u>	<u>\$ 17,767</u>
Total City Court	<u>\$ 2,176,611</u>	<u>\$ 2,202,333</u>	<u>\$ 2,098,353</u>	<u>\$ 103,980</u>
Legal Department -				
Personnel cost	\$ 144,259	\$ 144,819	\$ 140,914	\$ 3,905
Materials and supplies	11,300	12,770	11,793	977
Telephone	3,500	4,000	4,148	(148)
Professional services	82,000	82,000	81,000	1,000
Printing and binding	400	500	381	119
Legal fees	610,000	608,400	502,063	106,337
Uninsured losses	-	488	488	-
Other	4,375	3,905	462	3,443
	<u>\$ 855,834</u>	<u>\$ 856,882</u>	<u>\$ 741,249</u>	<u>\$ 115,633</u>
Total Legal Department	<u>\$ 855,834</u>	<u>\$ 856,882</u>	<u>\$ 741,249</u>	<u>\$ 115,633</u>
Total Elected Officials	<u>\$ 5,438,406</u>	<u>\$ 5,650,945</u>	<u>\$ 5,214,581</u>	<u>\$ 436,364</u>

(continued)

LAFAYETTE CITY-PARISH CONSOLIDATED GOVERNMENT
LAFAYETTE, LOUISIANA

BUDGETARY COMPARISON SCHEDULE - DETAIL OF EXPENDITURES (CONTINUED)
GENERAL FUND - CITY OF LAFAYETTE
For the Year Ended October 31, 2003

	Original Budget	Final Budget	Actual	Variance with Final Budget Positive (Negative)
Office of Finance and Management:				
Associate Chief				
Administrastor's Office -				
Personnel costs	\$ 183,398	\$ 184,985	\$ 184,802	\$ 183
Training	2,500	4,200	4,099	101
Materials and supplies	2,941	2,041	1,831	210
Telephone	3,500	3,000	2,927	73
Travel and meetings	63	63	60	3
Printing and postage	1,700	1,700	803	897
Vehicle subsidy leases	6,500	6,500	6,000	500
Dues and licenses	1,700	1,700	1,550	150
Uninsured losses	7,114	3,372	3,372	-
Other	500	200	-	200
	<u>\$ 209,916</u>	<u>\$ 207,761</u>	<u>\$ 205,444</u>	<u>\$ 2,317</u>
Accounting -				
Personnel costs	\$ 884,796	\$ 890,284	\$ 875,452	\$ 14,832
Training	5,000	4,795	1,719	3,076
Materials and supplies	7,360	10,165	8,758	1,407
Telephone	12,000	15,150	12,783	2,367
Maintenance	510	950	440	510
Printing and postage	24,215	26,015	24,170	1,845
Contractual services	16,000	9,600	9,287	313
Other	525	735	485	250
	<u>\$ 950,406</u>	<u>\$ 957,694</u>	<u>\$ 933,094</u>	<u>\$ 24,600</u>
Budget Management -				
Personnel costs	\$ 241,791	\$ 242,714	\$ 242,704	\$ 10
Training	2,225	2,400	2,128	272
Materials and supplies	1,950	2,150	2,069	81
Telephone	2,900	2,900	2,884	16
Maintenance	1,000	520	343	177
Printing and postage	7,700	8,125	8,062	63
Other	300	330	330	-
	<u>\$ 257,866</u>	<u>\$ 259,139</u>	<u>\$ 258,520</u>	<u>\$ 619</u>

(continued)

LAFAYETTE CITY-PARISH CONSOLIDATED GOVERNMENT
LAFAYETTE, LOUISIANA

BUDGETARY COMPARISON SCHEDULE - DETAIL OF EXPENDITURES (CONTINUED)
GENERAL FUND - CITY OF LAFAYETTE
For the Year Ended October 31, 2003

	Original Budget	Final Budget	Actual	Variance with Final Budget Positive (Negative)
Purchasing and				
Property Management-				
Personnel costs	\$ 371,232	\$ 368,859	\$ 349,232	\$ 19,627
Transportation	1,700	1,700	1,508	192
Training	1,940	1,940	720	1,220
Materials and supplies	4,131	6,631	6,163	468
Telephone	6,500	6,500	5,850	650
Printing and postage	18,000	17,500	14,622	2,878
Maintenance	1,500	1,400	301	1,099
Other	1,661	3,761	2,943	818
	<u>\$ 406,664</u>	<u>\$ 408,291</u>	<u>\$ 381,339</u>	<u>\$ 26,952</u>
General Accounts -				
External approp-				
riations	\$ 253,337	\$ 253,337	\$ 97,663	\$ 155,674
Duplication costs	122,000	122,000	113,051	8,949
Professional services	120,442	114,586	65,471	49,115
Accrued leave	600,000	800,000	736,800	63,200
Insurance and bonds	1,053,986	1,388,190	1,489,562	(101,372)
Uninsured losses	45,715	45,715	45,715	-
Election expense	47,500	47,500	5,929	41,571
Dues and licenses	29,670	31,170	31,158	12
Utilities - street				
lighting	992,400	1,102,400	1,153,086	(50,686)
Group insurance -				
retirees	184,140	184,140	184,140	-
Debt service - police				
and fire pension	3,274,746	2,226,595	2,926,595	(700,000)
Other	8,906	8,906	113,903	(104,997)
	<u>\$ 6,732,842</u>	<u>\$ 6,324,539</u>	<u>\$ 6,963,073</u>	<u>\$ (638,534)</u>
Total Office of Finance				
and Management	<u>\$ 8,557,694</u>	<u>\$ 8,157,424</u>	<u>\$ 8,741,470</u>	<u>\$ (584,046)</u>

(continued)

LAFAYETTE CITY-PARISH CONSOLIDATED GOVERNMENT
LAFAYETTE, LOUISIANA

BUDGETARY COMPARISON SCHEDULE - DETAIL OF EXPENDITURES (CONTINUED)
GENERAL FUND - CITY OF LAFAYETTE
For the Year Ended October 31, 2003

	Original Budget	Final Budget	Actual	Variance with Final Budget Positive (Negative)
Administrative Services				
Department:				
Director's Office -				
Personnel cost	\$ 165,472	\$ 170,479	\$ 170,393	\$ 86
Training	2,800	3,050	2,591	459
Materials and supplies	2,827	2,927	2,760	167
Telephone	2,200	4,750	2,834	1,916
Transportation	375	525	448	77
Travel and meetings	808	851	156	695
Printing and postage	1,275	582	166	416
Vehicle subsidy leases	6,500	6,500	6,115	385
Uninsured losses	76,486	56,281	56,281	-
Other	5,796	796	390	406
	<u>\$ 264,539</u>	<u>\$ 246,741</u>	<u>\$ 242,134</u>	<u>\$ 4,607</u>
Information Services -				
Personnel cost	\$ 1,281,393	\$ 1,286,591	\$ 1,293,436	\$ (6,845)
Training	35,000	35,700	34,776	924
Materials and supplies	30,000	29,300	29,292	8
Telephone	71,000	84,860	87,876	(3,016)
Travel and meetings	200	-	(1,649)	1,649
Printing and postage	6,000	1,545	1,506	39
Professional services	148,030	164,930	168,085	(3,155)
Maintenance	85,200	67,600	62,252	5,348
Publications and recording	1,500	975	975	-
Other	1,150	4,030	3,438	592
	<u>\$ 1,659,473</u>	<u>\$ 1,675,531</u>	<u>\$ 1,679,987</u>	<u>\$ (4,456)</u>
Administrative Operations -				
Human Resources:				
Personnel cost	\$ 327,000	\$ 330,556	\$ 329,345	\$ 1,211
Materials and supplies	3,211	6,291	6,009	282
Telephone	3,700	4,000	3,894	106
Printing and postage	2,468	2,768	2,575	193
Training	2,500	1,885	1,884	1
Maintenance	1,300	215	182	33
Other	1,450	1,130	670	460
	<u>\$ 341,629</u>	<u>\$ 346,845</u>	<u>\$ 344,559</u>	<u>\$ 2,286</u>

(continued)

LAFAYETTE CITY-PARISH CONSOLIDATED GOVERNMENT
LAFAYETTE, LOUISIANA

BUDGETARY COMPARISON SCHEDULE - DETAIL OF EXPENDITURES (CONTINUED)
GENERAL FUND - CITY OF LAFAYETTE
For the Year Ended October 31, 2003

	Original Budget	Final Budget	Actual	Variance with Final Budget Positive (Negative)
Communications:				
Personnel cost	\$ 133,536	\$ 134,107	\$ 132,523	\$ 1,584
Transportation	3,900	3,900	3,721	179
Materials and supplies	3,026	3,441	3,411	30
Telephone	3,500	2,676	2,801	(125)
Printing and postage	982	1,406	1,256	150
Maintenance	7,500	7,108	6,817	291
Professional services	750	775	775	-
Other	1,892	2,244	2,243	1
	<u>\$ 155,086</u>	<u>\$ 155,657</u>	<u>\$ 153,547</u>	<u>\$ 2,110</u>
Total Administrative Operations	<u>\$ 496,715</u>	<u>\$ 502,502</u>	<u>\$ 498,106</u>	<u>\$ 4,396</u>
Risk Management - Administration fees	<u>\$ 493,672</u>	<u>\$ 494,696</u>	<u>\$ 488,102</u>	<u>\$ 6,594</u>
Total Administrative Services Department	<u>\$ 2,914,399</u>	<u>\$ 2,919,470</u>	<u>\$ 2,908,329</u>	<u>\$ 11,141</u>
Police Department:				
Administration -				
Personnel costs	\$ 1,652,133	\$ 1,498,923	\$ 1,445,800	\$ 53,123
Materials and supplies	14,825	21,761	21,156	605
Telephone	3,538	1,873	2,021	(148)
Municipal dues	3,000	2,835	2,605	230
Jailer services	100,000	100,040	100,025	15
Uninsured losses	890,623	821,911	821,911	-
Contractual services	97,250	119,403	117,120	2,283
Uniforms	22,175	16,779	16,336	443
Travel and meetings	1,000	603	602	1
Other	9,380	10,912	10,824	88
	<u>\$ 2,793,924</u>	<u>\$ 2,595,040</u>	<u>\$ 2,538,400</u>	<u>\$ 56,640</u>

(continued)

LAFAYETTE CITY-PARISH CONSOLIDATED GOVERNMENT
LAFAYETTE, LOUISIANA

BUDGETARY COMPARISON SCHEDULE - DETAIL OF EXPENDITURES (CONTINUED)

GENERAL FUND - CITY OF LAFAYETTE

For the Year Ended October 31, 2003

	Original Budget	Final Budget	Actual	Variance with Final Budget Positive (Negative)
Patrol -				
Personnel costs	\$ 5,838,592	\$ 6,127,391	\$ 5,964,152	\$ 163,239
Uniforms	60,000	90,460	89,728	732
Materials and supplies	11,679	20,635	17,595	3,040
Other	2,150	6,468	6,468	-
	<u>\$ 5,912,421</u>	<u>\$ 6,244,954</u>	<u>\$ 6,077,943</u>	<u>\$ 167,011</u>
Services -				
Personnel cost	\$ 2,380,508	\$ 2,388,537	\$ 2,284,614	\$ 103,923
Uniforms	9,000	17,400	17,892	(492)
Training	50,000	89,376	83,909	5,467
Transportation	708,500	832,651	833,087	(436)
Materials and supplies	87,100	151,517	148,773	2,744
Telephone and utilities	246,000	246,939	239,643	7,296
Travel and meetings	2,000	2,482	2,242	240
Printing and postage	19,500	27,437	26,685	752
Maintenance	65,800	48,425	41,702	6,723
Professional services	25,000	15,000	11,647	3,353
External approp- riations	107,933	98,999	98,999	-
Other	23,300	40,358	41,030	(672)
	<u>\$ 3,724,641</u>	<u>\$ 3,959,121</u>	<u>\$ 3,830,223</u>	<u>\$ 128,898</u>
Criminal Investigation -				
Personnel cost	\$ 2,153,308	\$ 2,258,075	\$ 2,208,706	\$ 49,369
Uniforms	22,500	17,500	17,011	489
Materials and supplies	33,150	23,520	22,935	585
Undercover invest- igation	65,000	47,367	44,034	3,333
Coroner's fees	26,300	37,415	44,421	(7,006)
Professional services	5,000	69,224	57,679	11,545
Vehicle subsidy leases	48,750	52,750	48,367	4,383
Other	6,000	1,300	1,194	106
	<u>\$ 2,360,008</u>	<u>\$ 2,507,151</u>	<u>\$ 2,444,347</u>	<u>\$ 62,804</u>
Capital outlay	\$ -	\$ 25,817	\$ 25,817	\$ -
Total Police Department	<u>\$ 14,790,994</u>	<u>\$ 15,332,083</u>	<u>\$ 14,916,730</u>	<u>\$ 415,353</u>

(continued)

LAFAYETTE CITY-PARISH CONSOLIDATED GOVERNMENT
LAFAYETTE, LOUISIANA

BUDGETARY COMPARISON SCHEDULE - DETAIL OF EXPENDITURES (CONTINUED)
GENERAL FUND - CITY OF LAFAYETTE
For the Year Ended October 31, 2003

	Original Budget	Final Budget	Actual	Variance with Final Budget Positive (Negative)
Fire Department:				
Administration -				
Personnel costs	\$ 141,849	\$ 139,663	\$ 139,156	\$ 507
Transportation	3,500	4,700	4,967	(267)
Materials and supplies	3,800	3,043	2,745	298
Travel and meetings	3,650	5,150	4,415	735
Printing and postage	1,550	1,650	1,637	13
Uninsured losses	249,901	192,117	192,117	-
Election expense	-	-	-	-
Other	1,300	1,300	878	422
	<u>\$ 405,550</u>	<u>\$ 347,623</u>	<u>\$ 345,915</u>	<u>\$ 1,708</u>
Emergency Operations -				
Personnel costs	\$ 8,764,031	\$ 8,774,471	\$ 8,616,123	\$ 158,348
Transportation	178,500	207,194	217,959	(10,765)
Uniforms	83,650	69,450	69,467	(17)
Materials and supplies	46,825	48,975	43,751	5,224
Maintenance	32,500	35,200	34,715	485
Utilities	150,000	148,000	132,245	15,755
Professional services	37,100	26,727	23,858	2,869
Other	3,700	8,800	6,491	2,309
	<u>\$ 9,296,306</u>	<u>\$ 9,318,817</u>	<u>\$ 9,144,609</u>	<u>\$ 174,208</u>
Technical Operations -				
Personnel costs	\$ 1,194,954	\$ 1,190,375	\$ 1,138,488	\$ 51,887
Training	30,000	30,900	30,287	613
Transportation	24,000	34,400	32,363	2,037
Materials and supplies	30,080	17,880	12,147	5,733
Maintenance	15,000	7,100	5,100	2,000
Telephone and utilities	103,000	74,000	74,149	(149)
Printing and postage	6,000	6,000	4,592	1,408
Tourist/customer relations	7,600	8,400	8,123	277
Professional services	3,600	3,600	2,981	619
Other	3,250	3,350	2,099	1,251
	<u>\$ 1,417,484</u>	<u>\$ 1,376,005</u>	<u>\$ 1,310,329</u>	<u>\$ 65,676</u>
Capital outlay	\$ -	\$ 106	\$ 106	\$ -
Total Fire Department	<u>\$ 11,119,340</u>	<u>\$ 11,042,551</u>	<u>\$ 10,800,959</u>	<u>\$ 241,592</u>

(continued)

LAFAYETTE CITY-PARISH CONSOLIDATED GOVERNMENT
LAFAYETTE, LOUISIANA

BUDGETARY COMPARISON SCHEDULE - DETAIL OF EXPENDITURES (CONTINUED)
GENERAL FUND - CITY OF LAFAYETTE
For the Year Ended October 31, 2003

	Original Budget	Final Budget	Actual	Variance with Final Budget Positive (Negative)
Department of Public Works:				
Director's Office -				
Personnel costs	\$ 221,327	\$ 222,271	\$ 222,616	\$ (345)
Vehicle subsidy leases	7,000	7,000	6,964	36
Transportation	2,000	4,150	3,998	152
Materials and supplies	1,300	1,036	558	478
Telephone and utilities	25,425	33,863	36,217	(2,354)
Travel and meetings	500	1,600	1,739	(139)
Municipal dues	1,316	1,452	1,452	-
Printing and postage	700	950	937	13
Training	2,800	3,450	3,162	288
Uninsured losses	319,294	376,066	376,066	-
Other	75	691	612	79
	<u>\$ 581,737</u>	<u>\$ 652,529</u>	<u>\$ 654,321</u>	<u>\$ (1,792)</u>
Operations -				
Administration:				
Personnel costs	\$ 545,149	\$ 532,713	\$ 523,644	\$ 9,069
Transportation	12,000	17,985	15,364	2,621
Materials and supplies	4,775	4,695	3,747	948
Travel and meetings	685	985	874	111
Telephone and utilities	34,000	41,800	43,561	(1,761)
Printing and postage	2,800	3,540	3,573	(33)
Maintenance	5,126	5,126	3,739	1,387
Contractual services	12,000	8,200	7,400	800
Training	2,300	2,350	2,339	11
Awards	965	965	655	310
Other	1,720	2,625	2,006	619
	<u>\$ 621,520</u>	<u>\$ 620,984</u>	<u>\$ 606,902</u>	<u>\$ 14,082</u>

(continued)

LAFAYETTE CITY-PARISH CONSOLIDATED GOVERNMENT
LAFAYETTE, LOUISIANA

BUDGETARY COMPARISON SCHEDULE - DETAIL OF EXPENDITURES (CONTINUED)
GENERAL FUND - CITY OF LAFAYETTE
For the Year Ended October 31, 2003

	Original Budget	Final Budget	Actual	Variance with Final Budget Positive (Negative)
Drainage:				
Personnel costs	\$ 2,452,447	\$ 2,181,347	\$ 2,149,649	\$ 31,698
Transportation	510,000	553,964	589,991	(36,027)
Materials and supplies	20,800	36,800	28,064	8,736
Equipment rental	32,000	32,000	27,849	4,151
Uniforms	11,000	11,000	8,284	2,716
Telephone and utilities	7,500	6,900	6,454	446
Printing and postage	1,200	1,000	829	171
Training	-	-	-	-
Maintenance	8,700	19,336	15,825	3,511
Contractual services	190,000	389,000	371,449	17,551
Training	3,000	3,000	1,609	1,391
Awards	700	700	89	611
Other	1,800	3,900	3,485	415
	<u>\$ 3,239,147</u>	<u>\$ 3,238,947</u>	<u>\$ 3,203,577</u>	<u>\$ 35,370</u>
Engineering:				
Personnel costs	\$ 206,231	\$ 204,707	\$ 195,626	\$ 9,081
Uniforms	600	600	226	374
Transportation	4,500	6,701	4,857	1,844
Materials and supplies	3,050	5,420	4,351	1,069
Printing and postage	140	140	30	110
Maintenance	4,500	5,300	5,266	34
Other	1,600	846	260	586
	<u>\$ 220,621</u>	<u>\$ 223,714</u>	<u>\$ 210,616</u>	<u>\$ 13,098</u>

(continued)

LAFAYETTE CITY-PARISH CONSOLIDATED GOVERNMENT
LAFAYETTE, LOUISIANA

BUDGETARY COMPARISON SCHEDULE - DETAIL OF EXPENDITURES (CONTINUED)
GENERAL FUND - CITY OF LAFAYETTE
For the Year Ended October 31, 2003

	Original Budget	Final Budget	Actual	Variance with Final Budget Positive (Negative)
Streets/Bridges:				
Personnel costs	\$ 1,790,813	\$ 1,716,768	\$ 1,675,265	\$ 41,503
Uniforms	8,400	8,400	8,285	115
Transportation	437,918	457,676	476,271	(18,595)
Materials and supplies	144,850	165,400	169,953	(4,553)
Maintenance	36,500	41,744	38,241	3,503
Contractual services	277,550	261,537	228,587	32,950
Training	4,000	6,800	5,500	1,300
External approp- riations	27,140	32,817	32,458	359
Utilities	14,000	14,000	6,892	7,108
Rent	2,500	2,500	1,373	1,127
Other	4,939	9,484	6,204	3,280
	<u>\$ 2,748,610</u>	<u>\$ 2,717,126</u>	<u>\$ 2,649,029</u>	<u>\$ 68,097</u>
 Total Operations	 <u>\$ 6,829,898</u>	 <u>\$ 6,800,771</u>	 <u>\$ 6,670,124</u>	 <u>\$ 130,647</u>
 Facility Maintenance -				
Personnel costs	\$ 417,672	\$ 419,949	\$ 420,228	\$ (279)
Materials and supplies	237,102	181,485	148,229	33,256
Telephone and utilities	451,940	429,326	436,483	(7,157)
Maintenance	262,069	245,885	229,073	16,812
Transportation	15,000	18,960	18,434	526
Contractual services	138,740	72,944	64,524	8,420
Uniforms	2,050	1,976	1,908	68
Printing and postage	503	503	245	258
Other	3,717	3,885	3,311	574
	<u>\$ 1,528,793</u>	<u>\$ 1,374,913</u>	<u>\$ 1,322,435</u>	<u>\$ 52,478</u>
 Total Department of Public Works	 <u>\$ 8,940,428</u>	 <u>\$ 8,828,213</u>	 <u>\$ 8,646,880</u>	 <u>\$ 181,333</u>

LAFAYETTE CITY-PARISH CONSOLIDATED GOVERNMENT
LAFAYETTE, LOUISIANA

BUDGETARY COMPARISON SCHEDULE - DETAIL OF EXPENDITURES (CONTINUED)
GENERAL FUND - CITY OF LAFAYETTE
For the Year Ended October 31, 2003

	Original Budget	Final Budget	Actual	Variance with Final Budget Positive (Negative)
Traffic and Transportation				
Department:				
Personnel costs	\$ 1,376,186	\$ 1,338,190	\$ 1,322,011	\$ 16,179
Training	6,235	10,542	9,690	852
Transportation	50,500	68,888	67,853	1,035
Materials and supplies	18,045	20,290	16,887	3,403
Telephone and utilities	164,825	149,280	142,276	7,004
Printing and postage	6,057	5,294	2,853	2,441
Uniforms	2,354	2,581	2,559	22
Maintenance	8,865	6,845	4,647	2,198
Contractual services	16,236	7,083	5,671	1,412
Uninsured losses	35,391	21,020	21,020	-
Vehicle subsidy leases	7,000	7,355	7,236	119
Travel and meetings	1,205	2,192	1,767	425
Other	8,430	3,692	3,350	342
Total Traffic and Transportation Department	<u>\$ 1,701,329</u>	<u>\$ 1,643,252</u>	<u>\$ 1,607,820</u>	<u>\$ 35,432</u>
Community Development				
Department:				
Administration -				
Personnel costs	\$ 174,487	\$ 175,992	\$ 175,929	\$ 63
Materials and supplies	680	680	528	152
Telephone	2,600	3,700	3,218	482
Vehicle subsidy leases	6,500	6,500	6,137	363
External appropriations	-	-	-	-
Uninsured losses	45,076	35,065	35,065	-
Contractual services	121,200	121,200	120,166	1,034
Other	2,650	2,650	810	1,840
	<u>\$ 353,193</u>	<u>\$ 345,787</u>	<u>\$ 341,853</u>	<u>\$ 3,934</u>

(continued)

LAFAYETTE CITY-PARISH CONSOLIDATED GOVERNMENT
LAFAYETTE, LOUISIANA

BUDGETARY COMPARISON SCHEDULE - DETAIL OF EXPENDITURES (CONTINUED)

GENERAL FUND - CITY OF LAFAYETTE

For the Year Ended October 31, 2003

	Original Budget	Final Budget	Actual	Variance with Final Budget Positive (Negative)
Senior Center -				
Personnel costs	\$ 189,512	\$ 190,251	\$ 188,502	\$ 1,749
Transportation	2,900	4,310	4,485	(175)
Materials and supplies	5,750	6,033	5,740	293
Telephone and utilities	21,300	22,972	24,118	(1,146)
Printing and postage	5,750	4,865	4,957	(92)
Maintenance	3,600	3,902	4,000	(98)
Contractual services	44,450	44,200	44,247	(47)
Tourist/customer relations	6,900	6,634	6,633	1
Other	850	624	606	18
	<u>\$ 281,012</u>	<u>\$ 283,791</u>	<u>\$ 283,288</u>	<u>\$ 503</u>
Acadiana Recovery Center -				
Contractual services	<u>\$ 65,000</u>	<u>\$ 65,000</u>	<u>\$ 65,000</u>	<u>\$ -</u>
Government and Business Relations Planning -				
Personnel costs	\$ 30,796	\$ 30,796	\$ 30,752	\$ 44
Materials and supplies	370	920	914	6
Printing and postage	1,850	950	693	257
Other	3,080	3,430	2,744	686
	<u>\$ 36,096</u>	<u>\$ 36,096</u>	<u>\$ 35,103</u>	<u>\$ 993</u>
JTPA Program -				
Contractual services	<u>\$ 5,200</u>	<u>\$ 5,200</u>	<u>\$ 5,200</u>	<u>\$ -</u>
Total Community Development Department	<u>\$ 740,501</u>	<u>\$ 735,874</u>	<u>\$ 730,444</u>	<u>\$ 5,430</u>

(continued)

LAFAYETTE CITY-PARISH CONSOLIDATED GOVERNMENT
LAFAYETTE, LOUISIANA

BUDGETARY COMPARISON SCHEDULE - DETAIL OF EXPENDITURES (CONTINUED)
GENERAL FUND - CITY OF LAFAYETTE
For the Year Ended October 31, 2003

	Original Budget	Final Budget	Actual	Variance with Final Budget Positive (Negative)
Planning, Zoning, and Codes Department:				
Planning and Zoning -				
Personnel costs	\$ 531,043	\$ 530,997	\$ 523,823	\$ 7,174
Transportation	3,500	6,550	5,257	1,293
Materials and supplies	12,100	11,500	11,066	434
Telephone	15,000	12,200	11,858	342
Printing and postage	12,000	12,100	13,323	(1,223)
Travel and meetings	1,500	2,000	1,918	82
Uninsured losses	8,674	1,441	1,441	-
Vehicle subsidy leases	6,500	6,500	6,115	385
Contractual services	\$ 35,500	\$ 36,250	\$ 35,443	\$ 807
Publication and recordation	20,000	21,200	22,022	(822)
Dues and licenses	2,200	2,200	1,716	484
Maintenance	2,500	2,180	2,128	52
Other	520	3,690	3,035	655
Total Planning, Zoning and Codes Department	\$ 651,037	\$ 648,808	\$ 639,145	\$ 9,663
Municipal Civil Service:				
Personnel costs	\$ 270,841	\$ 272,629	\$ 275,566	\$ (2,937)
Materials and supplies	3,440	2,808	2,318	490
Telephone	3,500	3,500	3,639	(139)
Printing and postage	4,150	5,026	4,614	412
Publications and recordation	16,700	16,700	15,092	1,608
Contractual services	850	500	-	500
Legal fees	20,000	22,620	23,878	(1,258)
Training	5,000	3,730	3,710	20
Vehicle subsidy leases	6,000	6,000	6,115	(115)
Uninsured losses	-	-	-	-
Other	3,000	3,081	2,784	297
Total Municipal Civil Service	\$ 333,481	\$ 336,594	\$ 337,716	\$ (1,122)
Total Expenditures	\$ 55,187,609	\$ 55,295,214	\$ 54,544,074	\$ 751,140

LAFAYETTE CITY-PARISH CONSOLIDATED GOVERNMENT
LAFAYETTE, LOUISIANA

BUDGETARY COMPARISON SCHEDULE
GENERAL FUND - LAFAYETTE PARISH
For the Year Ended October 31, 2003

	Original Budget	Final Budget	Actual	Variance with Final Budget Positive (Negative)
Revenues:				
Taxes -				
Ad valorem	\$ 1,499,848	\$ 1,544,328	\$ 1,558,564	\$ 14,236
Sales and use	4,799,000	3,971,400	4,456,471	485,071
Other	617,224	701,551	721,967	20,416
Licenses and permits	207,800	207,800	256,325	48,525
Intergovernmental -				
State funds:				
Grants	-	25,000	42,947	17,947
State shared revenue	898,400	906,911	825,259	(81,652)
Other	713,576	1,007,158	841,262	(165,896)
Charges for services	317,400	466,069	464,832	(1,237)
Fines and forfeits	15,500	15,500	28,278	12,778
Investment earnings	211,200	161,200	45,025	(116,175)
Miscellaneous	201,500	176,500	52,886	(123,614)
	<u>\$ 9,481,448</u>	<u>\$ 9,183,417</u>	<u>\$ 9,293,816</u>	<u>\$ 110,399</u>
Expenditures:				
Current -				
General government	\$ 2,877,499	\$ 2,898,581	\$ 2,717,481	\$ 181,100
Public safety	693,959	751,140	678,541	72,599
Traffic and transportation	-	20,000	13,731	6,269
Streets and drainage	-	246,924	86,343	160,581
Cultural and recreation	86,000	89,384	82,849	6,535
Health and welfare	18,109	18,109	18,109	-
Economic development and assistance	19,051	19,051	19,050	1
Conservation of natural resources	110,703	110,703	70,243	40,460
Capital outlay	-	229,844	63,006	166,838
	<u>\$ 3,805,321</u>	<u>\$ 4,383,736</u>	<u>\$ 3,749,353</u>	<u>\$ 634,383</u>

(continued)

LAFAYETTE CITY-PARISH CONSOLIDATED GOVERNMENT
LAFAYETTE, LOUISIANA

BUDGETARY COMPARISON SCHEDULE (CONTINUED)
GENERAL FUND - LAFAYETTE PARISH
For the Year Ended October 31, 2003

	Original Budget	Final Budget	Actual	Variance with Final Budget Positive (Negative)
Excess (deficiency) of revenues over expenditures	\$ 5,676,127	\$ 4,799,681	\$ 5,544,463	\$ 744,782
Other financing sources (uses):				
Transfers in	\$ -	\$ 77,251	\$ 7,372	\$ (69,879)
Transfers out	(4,931,499)	(7,320,836)	(6,285,311)	1,035,525
Transfers to component units	(1,224,173)	(1,264,138)	(1,139,076)	125,062
Sale of capital assets	-	-	49,415	49,415
Total other financing sources (uses)	<u>\$ (6,155,672)</u>	<u>\$ (8,507,723)</u>	<u>\$ (7,367,600)</u>	<u>\$ 1,140,123</u>
Net change in fund balance	\$ (479,545)	\$ (3,708,042)	\$ (1,823,137)	\$ 1,884,905
Fund balance, beginning	<u>4,718,367</u>	<u>3,798,891</u>	<u>7,209,021</u>	<u>3,410,130</u>
Fund balance, ending	<u><u>\$ 4,238,822</u></u>	<u><u>\$ 90,849</u></u>	<u><u>\$ 5,385,884</u></u>	<u><u>\$ 5,295,035</u></u>

LAFAYETTE CITY-PARISH CONSOLIDATED GOVERNMENT
LAFAYETTE, LOUISIANA

BUDGETARY COMPARISON SCHEDULE - DETAIL OF EXPENDITURES

GENERAL FUND - LAFAYETTE PARISH

For the Year Ended October 31, 2003

	Original Budget	Final Budget	Actual	Variance with Final Budget Positive (Negative)
Office of Finance and Management:				
General Accounts -				
General Government:				
Dues and subscriptions	\$ 16,282	\$ 16,418	\$ 16,418	\$ -
Publication and recordation	73,064	79,995	79,994	1
Printing and binding	5,464	2,552	1,890	662
Charges for collection	134,873	137,332	129,534	7,798
External appropriations	85,700	85,700	17,500	68,200
Group insurance	24,180	24,180	24,180	-
Election expense	47,500	47,500	26,177	21,323
Contractual services	280	280	-	280
Accrued leave	35,542	35,542	24,717	10,825
Assessor's office	2,786	13,976	13,976	-
Other	15,434	15,279	3,146	12,133
Public safety:				
National Guard	6,000	6,000	6,000	-
Civil Defense	73,850	73,850	69,976	3,874
Contractual services-sheriff	42,000	42,000	43,765	(1,765)
Health and welfare:				
Parish Service Officer	18,109	18,109	18,109	-
Economic development and assistance:				
EEDD - Economic Development	19,051	19,051	19,050	1
Capital outlay	-	180,397	27,723	152,674
Total Office of Finance and Management	<u>\$ 600,115</u>	<u>\$ 798,161</u>	<u>\$ 522,155</u>	<u>\$ 276,006</u>

Elected Officials:

District Courts -

Judges:

 General government -

Personnel costs	\$ 570,704	\$ 602,981	\$ 602,115	\$ 866
Contractual services	242,375	202,454	231,306	(28,852)
Repairs and maintenance	583	343	283	60
Insurance	7,131	7,131	3,455	3,676
Other	1,742	1,203	961	242
	<u>\$ 822,535</u>	<u>\$ 814,112</u>	<u>\$ 838,120</u>	<u>\$ (24,008)</u>

(continued)

LAFAYETTE CITY-PARISH CONSOLIDATED GOVERNMENT
LAFAYETTE, LOUISIANA

BUDGETARY COMPARISON SCHEDULE - DETAIL OF EXPENDITURES (CONTINUED)
GENERAL FUND - LAFAYETTE PARISH
For the Year Ended October 31, 2003

	Original Budget	Final Budget	Actual	Variance with Final Budget Positive (Negative)
Misdemeanor Probation Program:				
General government -				
Personnel costs	\$ 162,979	\$ 162,979	\$ 128,950	\$ 34,029
Family Court:				
General government -				
Personnel costs	\$ 390,734	\$ 389,718	\$ 362,612	\$ 27,106
Total District Courts	\$ 1,376,248	\$ 1,366,809	\$ 1,329,682	\$ 37,127
District Attorney -				
General Government:				
Personnel costs	\$ 641,598	\$ 653,701	\$ 655,344	\$ (1,643)
Travel	25,000	23,772	23,322	450
Vehicle subsidy leases	7,532	7,275	7,275	-
Insurance	10,070	11,543	11,625	(82)
Other	-	12	12	-
	\$ 684,200	\$ 696,303	\$ 697,578	\$ (1,275)
Justice of the Peace and Constables -				
General Government:				
Personnel costs	\$ 103,988	\$ 103,988	\$ 101,523	\$ 2,465
Training	7,837	7,737	5,578	2,159
Supplies and materials	513	613	612	1
	\$ 112,338	\$ 112,338	\$ 107,713	\$ 4,625
Registrar of Voters -				
General Government:				
Personnel costs	\$ 90,213	\$ 90,982	\$ 88,961	\$ 2,021
Telephone	4,000	4,000	2,475	1,525
Vehicle subsidy leases	5,340	5,340	5,442	(102)
Supplies and materials	2,600	2,600	2,393	207
Other	25,320	25,320	12,100	13,220
	\$ 127,473	\$ 128,242	\$ 111,371	\$ 16,871
Total Elected Officials	\$ 2,300,259	\$ 2,303,692	\$ 2,246,344	\$ 57,348

(continued)

LAFAYETTE CITY-PARISH CONSOLIDATED GOVERNMENT
LAFAYETTE, LOUISIANA

BUDGETARY COMPARISON SCHEDULE - DETAIL OF EXPENDITURES (CONTINUED)
GENERAL FUND - LAFAYETTE PARISH
For the Year Ended October 31, 2003

	Original Budget	Final Budget	Actual	Variance with Final Budget Positive (Negative)
Fire Department:				
Fire protection -				
Public safety:				
Transportation	\$ 30,000	\$ 30,000	\$ 2,421	\$ 27,579
2% fire insurance rebate -				
Milton	17,922	19,882	19,882	-
Judice	19,646	22,057	22,057	-
Carencro	33,098	39,049	39,049	-
Duson	8,722	9,642	9,642	-
Scott	38,987	43,512	43,512	-
Broussard	23,846	20,629	20,629	-
Youngsville	22,463	29,046	29,046	-
External appropriations -				
Milton	30,000	30,000	30,000	-
Judice	42,500	42,500	30,000	12,500
Carencro	34,400	34,400	30,000	4,400
Duson	30,000	30,000	30,000	-
Scott	34,525	34,525	33,514	1,011
Broussard	30,000	30,000	30,000	-
Youngsville	30,000	30,000	30,000	-
Tower rental	6,000	6,000	6,000	-
Volunteer fire-fighting equipment	140,000	171,048	146,048	25,000
Other	-	7,000	7,000	-
Capital outlay	-	19,680	19,680	-
 Total Fire Department	 \$ 572,109	 \$ 648,970	 \$ 578,480	 \$ 70,490
 Department of Public Works:				
Capital improvements -				
Streets and drainage	\$ -	\$ 153,904	\$ 10,293	\$ 143,611
Operations -				
Streets and drainage	-	93,020	76,050	16,970
Total Department of Public Works	\$ -	\$ 246,924	\$ 86,343	\$ 160,581

(continued)

LAFAYETTE CITY-PARISH CONSOLIDATED GOVERNMENT
LAFAYETTE, LOUISIANA

BUDGETARY COMPARISON SCHEDULE - DETAIL OF EXPENDITURES (CONTINUED)
GENERAL FUND - LAFAYETTE PARISH
For the Year Ended October 31, 2003

	Original Budget	Final Budget	Actual	Variance with Final Budget Positive (Negative)
Traffic and Transportation				
Department:				
Parking -				
Traffic and transportation	\$ -	\$ 20,000	\$ 13,731	\$ 6,269
Parks and Recreation				
Department:				
Operations and Maintenance -				
Current:				
Culture and recreation -				
Equipment purchases	\$ 14,000	\$ 9,056	\$ 8,906	\$ 150
Repairs and maintenance	25,000	15,280	14,301	979
Supplies	25,000	26,000	25,332	668
Shell/limestone/ gravel	7,000	11,000	10,637	363
Field lighting projects	15,000	28,048	23,673	4,375
Capital outlay	-	29,767	15,603	14,164
Total Parks and Recreation Department	\$ 86,000	\$ 119,151	\$ 98,452	\$ 20,699
Community Development				
Department:				
Federal Programs Administration -				
General government:				
Personnel costs	\$ 35,675	\$ 35,675	\$ 35,625	\$ 50
Telephone and utilities	150	350	297	53
Contractual services	500	500	-	500
External appropriations	95,300	95,300	95,062	238
Other	4,510	4,310	2,621	1,689
Total Community Development Department	\$ 136,135	\$ 136,135	\$ 133,605	\$ 2,530

(continued)

LAFAYETTE CITY-PARISH CONSOLIDATED GOVERNMENT
LAFAYETTE, LOUISIANA

BUDGETARY COMPARISON SCHEDULE - DETAIL OF EXPENDITURES (CONTINUED)
GENERAL FUND - LAFAYETTE PARISH
For the Year Ended October 31, 2003

	Original Budget	Final Budget	Actual	Variance with Final Budget Positive (Negative)
Others:				
County Agent -				
Conservation of natural resources:				
Personnel costs	\$ 10,303	\$ 1,803	\$ 1,351	\$ 452
Equipment purchases	18,500	24,800	-	24,800
Transportation	3,000	2,200	2,083	117
Telephone	7,000	9,000	7,692	1,308
Repairs and maintenance	1,200	1,265	1,039	226
Materials and supplies	1,600	4,535	4,042	493
Uniforms	3,500	3,500	3,295	205
Office expense	3,200	3,200	2,807	393
Contractual services	6,000	4,000	3,106	894
External appropriations	56,400	56,400	44,828	11,572
Total Others	\$ 110,703	\$ 110,703	\$ 70,243	\$ 40,460
Total Expenditures	\$ 3,805,321	\$ 4,383,736	\$ 3,749,353	\$ 634,383

This page intentionally left blank.

LAFAYETTE CITY-PARISH CONSOLIDATED GOVERNMENT
LAFAYETTE, LOUISIANA

COMBINING BALANCE SHEET
NONMAJOR GOVERNMENTAL FUNDS
October 31, 2003

	Federal Narcotics Seized/ Forfeited Property	State Narcotics Seized/ Forfeited Property	Section 8 Housing	F.H.W.A. Hurricane Evacuation Grant No. 736-28-0003
ASSETS				
Cash	\$ 7,110	\$ 2,652	\$ 997	\$ -
Investments	-	-	28,228	-
Accrued interest receivable	-	-	250	-
Assessments receivable:				
Current	-	-	-	-
Delinquent	-	-	-	-
Loans receivable	-	-	-	-
Allowance for doubtful accounts	-	-	-	-
Inventories, at cost	-	-	-	-
Accounts receivable, net	-	-	-	-
Due from other funds	-	-	-	-
Due from component units	-	-	-	-
Due from other governmental agencies	-	-	-	-
Prepaid items	-	-	-	-
Total assets	<u>\$ 7,110</u>	<u>\$ 2,652</u>	<u>\$ 29,475</u>	<u>\$ -</u>
LIABILITIES AND FUND BALANCES				
Liabilities:				
Cash overdraft	\$ -	\$ -	\$ -	\$ -
Accounts payable	-	-	-	-
Accrued salaries and benefits	-	-	-	-
Retainage payable	-	-	-	-
Other payables	-	-	-	-
Due to other funds	-	-	-	-
Due to other governmental agencies	-	-	8,863	-
Deferred revenue	-	-	-	-
Total liabilities	<u>\$ -</u>	<u>\$ -</u>	<u>\$ 8,863</u>	<u>\$ -</u>
Fund balances:				
Reserved for -				
Encumbrances	\$ -	\$ -	\$ -	\$ -
Debt service	-	-	-	-
Inventories	-	-	-	-
Prepaid items	-	-	-	-
Housing	-	-	-	-
Noncurrent receivable	-	-	-	-
Unreserved -				
Designated for subsequent year's expenditures	-	-	-	-
Designated for capital expenditures	-	-	-	-
Undesignated	7,110	2,652	20,612	-
Total fund balances	<u>\$ 7,110</u>	<u>\$ 2,652</u>	<u>\$ 20,612</u>	<u>\$ -</u>
 Total liabilities and fund balances	 <u>\$ 7,110</u>	 <u>\$ 2,652</u>	 <u>\$ 29,475</u>	 <u>\$ -</u>

Special Revenue

F.H.W.A. Planning Grant No. 736-28-0034	Parish Transit Study	F.T.A. Planning Grant No. 736-28-0035	F.T.A. Planning Grant No. 736-28-0032	Emergency Shelter Grant	La Place Des Creoles Grant	Drug-Free Schools Grant	DARE Project Grant
\$ -	\$ -	\$ -	\$ -	\$ -	\$ -	\$ -	\$ -
-	-	-	-	-	-	-	-
-	-	-	-	-	-	-	-
-	-	-	-	-	-	-	-
-	-	-	-	-	-	-	-
-	-	-	-	-	-	-	-
-	-	-	-	-	-	-	-
7,690	41	1,006	7	-	-	-	-
-	-	-	-	-	-	-	-
63,091	166	4,825	27	21,177	-	16,275	-
-	-	-	-	-	-	-	-
<u>\$ 70,781</u>	<u>\$ 207</u>	<u>\$ 5,831</u>	<u>\$ 34</u>	<u>\$ 21,177</u>	<u>\$ -</u>	<u>\$ 16,275</u>	<u>\$ -</u>
\$ 65,853	\$ 207	\$ 5,233	\$ 34	\$ 18,902	\$ -	\$ 16,275	\$ -
1,134	-	83	-	2,275	-	-	-
3,775	-	515	-	-	-	-	-
-	-	-	-	-	-	-	-
-	-	-	-	-	-	-	-
19	-	-	-	-	-	-	-
-	-	-	-	-	-	-	-
-	-	-	-	-	-	-	-
<u>\$ 70,781</u>	<u>\$ 207</u>	<u>\$ 5,831</u>	<u>\$ 34</u>	<u>\$ 21,177</u>	<u>\$ -</u>	<u>\$ 16,275</u>	<u>\$ -</u>
\$ -	\$ -	\$ -	\$ -	\$ -	\$ -	\$ -	\$ -
-	-	-	-	-	-	-	-
-	-	-	-	-	-	-	-
-	-	-	-	-	-	-	-
-	-	-	-	-	-	-	-
-	-	-	-	-	-	-	-
-	-	-	-	-	-	-	-
<u>\$ -</u>	<u>\$ -</u>	<u>\$ -</u>	<u>\$ -</u>	<u>\$ -</u>	<u>\$ -</u>	<u>\$ -</u>	<u>\$ -</u>
<u>\$ 70,781</u>	<u>\$ 207</u>	<u>\$ 5,831</u>	<u>\$ 34</u>	<u>\$ 21,177</u>	<u>\$ -</u>	<u>\$ 16,275</u>	<u>\$ -</u>

C
O
N
T
I
N
U
E
D

LAFAYETTE CITY-PARISH CONSOLIDATED GOVERNMENT
LAFAYETTE, LOUISIANA

COMBINING BALANCE SHEET (CONTINUED)
NONMAJOR GOVERNMENTAL FUNDS
October 31, 2003

	JTPA Welfare- To-Work Grant (99)	F.H.W.A. Planning Grant No. 700-28-0208	TANF Metro Share State Grant	F.H.W.A. Planning Grant No. 736-28-0031
ASSETS				
Cash	\$ -	\$ -	\$ -	\$ -
Investments	-	-	-	-
Accrued interest receivable	-	-	-	-
Assessments receivable:				
Current	-	-	-	-
Delinquent	-	-	-	-
Loans receivable	-	-	-	-
Allowance for doubtful accounts	-	-	-	-
Inventories, at cost	-	-	-	-
Accounts receivable, net	-	-	-	-
Due from other funds	-	11,953	-	19
Due from component units	-	-	-	-
Due from other governmental agencies	-	48,088	59,067	-
Prepaid items	-	-	-	-
Total assets	<u>\$ -</u>	<u>\$ 60,041</u>	<u>\$ 59,067</u>	<u>\$ 19</u>
LIABILITIES AND FUND BALANCES				
Liabilities:				
Cash overdraft	\$ -	\$ 2,156	\$ 37,772	\$ 19
Accounts payable	-	57,566	19,229	-
Accrued salaries and benefits	-	319	-	-
Retainage payable	-	-	-	-
Other payables	-	-	-	-
Due to other funds	-	-	-	-
Due to other governmental agencies	-	-	-	-
Deferred revenue	-	-	-	-
Total liabilities	<u>\$ -</u>	<u>\$ 60,041</u>	<u>\$ 57,001</u>	<u>\$ 19</u>
Fund balances:				
Reserved for -				
Encumbrances	\$ -	\$ -	\$ -	\$ -
Debt service	-	-	-	-
Inventories	-	-	-	-
Prepaid items	-	-	-	-
Housing	-	-	-	-
Noncurrent receivable	-	-	-	-
Unreserved -				
Designated for subsequent year's expenditures	-	-	-	-
Designated for capital expenditures	-	-	-	-
Undesignated	-	-	2,066	-
Total fund balances	<u>\$ -</u>	<u>\$ -</u>	<u>\$ 2,066</u>	<u>\$ -</u>
Total liabilities and fund balances	<u>\$ -</u>	<u>\$ 60,041</u>	<u>\$ 59,067</u>	<u>\$ 19</u>

Special Revenue							
Parking Program	Health Unit Maintenance	Juvenile Detention Home Maintenance	DHH - Acadiana Recovery Center Inpatient	Metrocode	Urban Development Action Grant	Acadiana Recovery Center Non-Grant	ARC - U.S. Probation Outpatient Grant
\$ 6,051	\$ 24,357	\$ 4,720	\$ -	\$ 9,678	\$ 40	\$ 4,652	\$ -
162,830	689,680	130,812	-	258,762	-	131,716	25,754
1,441	6,102	1,157	-	2,289	5,219	1,165	228
-	-	-	-	-	-	-	-
-	-	-	-	-	-	-	-
-	-	-	-	-	298,276	-	-
-	-	-	-	-	-	-	-
-	-	-	-	-	-	-	-
783	-	-	-	12,484	-	3,350	-
-	-	-	-	-	-	-	-
-	-	-	-	-	-	-	-
-	-	44,537	55,335	-	-	-	16,959
-	-	-	-	-	-	-	-
<u>\$ 171,105</u>	<u>\$ 720,139</u>	<u>\$ 181,226</u>	<u>\$ 55,335</u>	<u>\$ 283,213</u>	<u>\$ 303,535</u>	<u>\$ 140,883</u>	<u>\$ 42,941</u>
\$ -	\$ -	\$ -	\$ 25,826	\$ -	\$ -	\$ -	\$ 7,330
5,797	-	13,365	2,382	4,122	-	1,576	148
4,026	-	9,329	7,767	14,533	-	-	1,694
-	-	-	-	-	-	-	-
5,202	1,557	1,813	-	-	-	-	-
155,880	-	-	-	-	-	-	-
-	-	10,621	-	-	-	-	-
-	-	-	-	-	-	-	-
<u>\$ 170,905</u>	<u>\$ 1,557</u>	<u>\$ 35,128</u>	<u>\$ 35,975</u>	<u>\$ 18,655</u>	<u>\$ -</u>	<u>\$ 1,576</u>	<u>\$ 9,172</u>
\$ -	\$ -	\$ 3,751	\$ -	\$ -	\$ -	\$ -	\$ -
-	-	-	-	-	-	-	-
-	-	-	-	-	-	-	-
-	-	-	-	-	-	-	-
-	-	-	-	-	269,032	-	-
-	-	-	-	78,171	-	-	-
-	-	27,220	-	-	-	-	-
200	718,582	115,127	19,360	186,387	34,503	139,307	33,769
<u>\$ 200</u>	<u>\$ 718,582</u>	<u>\$ 146,098</u>	<u>\$ 19,360</u>	<u>\$ 264,558</u>	<u>\$ 303,535</u>	<u>\$ 139,307</u>	<u>\$ 33,769</u>
<u>\$ 171,105</u>	<u>\$ 720,139</u>	<u>\$ 181,226</u>	<u>\$ 55,335</u>	<u>\$ 283,213</u>	<u>\$ 303,535</u>	<u>\$ 140,883</u>	<u>\$ 42,941</u>

LAFAYETTE CITY-PARISH CONSOLIDATED GOVERNMENT
LAFAYETTE, LOUISIANA

COMBINING BALANCE SHEET (CONTINUED)
NONMAJOR GOVERNMENTAL FUNDS
October 31, 2003

	Natural History Museum & Planetarium	City Park Golf Course	Vieux Chenes Golf Course	Road and Bridge Maintenance
ASSETS				
Cash	\$ 1,650	\$ 735	\$ 2,250	\$ 30,349
Investments	-	20,828	63,704	859,350
Accrued interest receivable	-	184	563	7,603
Assessments receivable:				
Current	-	-	-	-
Delinquent	-	-	-	-
Loans receivable	-	-	-	-
Allowance for doubtful accounts	-	-	-	-
Inventories, at cost	-	-	-	-
Accounts receivable, net	-	-	-	1,783
Due from other funds	34,064	-	-	-
Due from component units	-	-	-	-
Due from other governmental agencies	-	-	-	209,969
Prepaid items	-	-	-	-
Total assets	\$ 35,714	\$ 21,747	\$ 66,517	\$ 1,109,054
LIABILITIES AND FUND BALANCES				
Liabilities:				
Cash overdraft	\$ -	\$ -	\$ -	\$ -
Accounts payable	30,256	8,955	10,512	22,231
Accrued salaries and benefits	5,358	2,368	3,460	325
Retainage payable	-	-	-	-
Other payables	-	2,448	3,301	6,465
Due to other funds	-	7,745	48,293	3,119
Due to other governmental agencies	-	-	-	-
Deferred revenue	-	231	951	-
Total liabilities	\$ 35,614	\$ 21,747	\$ 66,517	\$ 32,140
Fund balances:				
Reserved for -				
Encumbrances	\$ -	\$ -	\$ -	\$ 50,583
Debt service	-	-	-	-
Inventories	-	-	-	-
Prepaid items	-	-	-	-
Housing	-	-	-	-
Noncurrent receivable	-	-	-	-
Unreserved -				
Designated for subsequent year's expenditures	-	-	-	-
Designated for capital expenditures	-	-	-	1,026,331
Undesignated	100	-	-	-
Total fund balances	\$ 100	\$ -	\$ -	\$ 1,076,914
Total liabilities and fund balances	\$ 35,714	\$ 21,747	\$ 66,517	\$ 1,109,054

Special Revenue							
Parishwide Drainage Maintenance	Lafayette Parish Public Library	Courthouse and Jail Maintenance	Local Workforce Investment Act Grant	Mosquito Abatement and Control	Coroner's Expense	Adult Correctional Facility Maintenance	EPA Water Security Grant
\$ 19,369	\$ 115,954	\$ 15,838	\$ 300	\$ 15,188	\$ 25	\$ 306	\$ -
548,445	3,277,641	448,471	-	430,061	-	-	-
4,852	28,997	3,968	-	3,805	-	-	-
-	-	-	-	-	-	-	-
-	-	-	-	-	-	-	-
-	-	-	-	-	-	-	-
-	-	-	-	-	-	-	-
-	6,801	-	-	-	36,584	3,794	-
-	-	-	-	-	14,069	418,105	-
-	-	-	-	-	7,716	-	-
23,662	-	-	188,589	-	2,985	-	-
-	9,422	-	-	-	-	-	-
<u>\$ 596,328</u>	<u>\$ 3,438,815</u>	<u>\$ 468,277</u>	<u>\$ 188,889</u>	<u>\$ 449,054</u>	<u>\$ 61,379</u>	<u>\$ 422,205</u>	<u>\$ -</u>
\$ -	\$ -	\$ -	\$ 162,692	\$ -	\$ -	\$ -	\$ -
102,565	88,238	45,992	16,102	81,382	35,175	380,048	-
-	32,748	553	10,095	-	5,254	-	-
19,326	-	-	-	-	-	-	-
4,414	6,997	3,627	-	-	20,950	3,187	-
-	-	418,105	-	-	-	38,970	-
-	-	-	-	-	-	-	-
-	-	-	-	-	-	-	-
<u>\$ 126,305</u>	<u>\$ 127,983</u>	<u>\$ 468,277</u>	<u>\$ 188,889</u>	<u>\$ 81,382</u>	<u>\$ 61,379</u>	<u>\$ 422,205</u>	<u>\$ -</u>
\$ 282,813	\$ 117,832	\$ -	\$ -	\$ -	\$ -	\$ -	\$ -
-	-	-	-	-	-	-	-
-	-	-	-	-	-	-	-
-	9,422	-	-	-	-	-	-
-	-	-	-	-	-	-	-
-	-	-	-	-	-	-	-
-	41,171	-	-	-	-	-	-
112,047	605,408	-	-	-	-	-	-
75,163	2,536,999	-	-	367,672	-	-	-
<u>\$ 470,023</u>	<u>\$ 3,310,832</u>	<u>\$ -</u>	<u>\$ -</u>	<u>\$ 367,672</u>	<u>\$ -</u>	<u>\$ -</u>	<u>\$ -</u>
<u>\$ 596,328</u>	<u>\$ 3,438,815</u>	<u>\$ 468,277</u>	<u>\$ 188,889</u>	<u>\$ 449,054</u>	<u>\$ 61,379</u>	<u>\$ 422,205</u>	<u>\$ -</u>

LAFAYETTE CITY-PARISH CONSOLIDATED GOVERNMENT
LAFAYETTE, LOUISIANA

COMBINING BALANCE SHEET (CONTINUED)
NONMAJOR GOVERNMENTAL FUNDS
October 31, 2003

	Job Access Reverse Commute Grant	Recreation and Parks	Municipal Transit System	Drug Court OJP Implement- ation Grant
ASSETS				
Cash	\$ -	\$ 180	\$ -	\$ -
Investments	-	-	-	-
Accrued interest receivable	-	-	-	-
Assessments receivable:				
Current	-	-	-	-
Delinquent	-	-	-	-
Loans receivable	-	-	-	-
Allowance for doubtful accounts	-	-	-	-
Inventories, at cost	-	-	-	-
Accounts receivable, net	-	22,832	-	-
Due from other funds	209,187	82,720	1,276,974	-
Due from component units	-	-	-	-
Due from other governmental agencies	98,668	-	23,305	-
Prepaid items	-	-	-	-
Total assets	<u>\$ 307,855</u>	<u>\$ 105,732</u>	<u>\$ 1,300,279</u>	<u>\$ -</u>
LIABILITIES AND FUND BALANCES				
Liabilities:				
Cash overdraft	\$ 270,415	\$ -	\$ 1,246,968	\$ -
Accounts payable	37,440	68,711	40,749	-
Accrued salaries and benefits	-	33,243	12,542	-
Retainage payable	-	-	-	-
Other payables	-	3,598	-	-
Due to other funds	-	-	-	-
Due to other governmental agencies	-	-	-	-
Deferred revenue	-	-	-	-
Total liabilities	<u>\$ 307,855</u>	<u>\$ 105,552</u>	<u>\$ 1,300,259</u>	<u>\$ -</u>
Fund balances:				
Reserved for -				
Encumbrances	\$ -	\$ -	\$ -	\$ -
Debt service	-	-	-	-
Inventories	-	-	-	-
Prepaid items	-	-	-	-
Housing	-	-	-	-
Noncurrent receivable	-	-	-	-
Unreserved -				
Designated for subsequent year's expenditures	-	-	-	-
Designated for capital expenditures	-	-	-	-
Undesignated	-	180	20	-
Total fund balances	<u>\$ -</u>	<u>\$ 180</u>	<u>\$ 20</u>	<u>\$ -</u>
 Total liabilities and fund balances	 <u>\$ 307,855</u>	 <u>\$ 105,732</u>	 <u>\$ 1,300,279</u>	 <u>\$ -</u>

Special Revenue						
Drug Court Program Grant	Drug Court Non-Grant	Criminal Justice Support Services	Community Development Block Grant	Housing Rehabilitation Program Grant	Neighborhood Housing Services Loan Program	CD - First Time Homebuyer
\$ -	\$ 3,753	\$ -	\$ -	\$ -	\$ 9,499	\$ 4,500
-	106,266	-	-	-	268,967	127,408
-	940	-	-	-	2,380	1,127
-	-	-	-	-	-	-
-	-	-	-	-	-	-
-	-	-	-	-	414,633	972,062
-	-	-	-	-	(12,821)	-
-	-	-	38,163	-	-	-
-	-	-	-	79,960	-	-
-	-	11,262	-	103,946	-	60,960
-	-	-	-	-	-	-
26,649	-	-	508,756	595,701	-	-
-	-	-	-	-	-	-
<u>\$ 26,649</u>	<u>\$ 110,959</u>	<u>\$ 11,262</u>	<u>\$ 546,919</u>	<u>\$ 779,607</u>	<u>\$ 682,658</u>	<u>\$ 1,166,057</u>
\$ 3,319	\$ -	\$ 8,556	\$ 480,636	\$ 596,656	\$ -	\$ -
6,879	-	322	48,275	35,880	-	-
4,378	-	2,384	18,008	-	-	-
-	-	-	-	-	-	-
-	-	-	-	-	-	-
-	-	-	-	60,960	-	-
-	-	-	-	-	-	-
12,073	-	-	-	86,111	-	-
<u>\$ 26,649</u>	<u>\$ -</u>	<u>\$ 11,262</u>	<u>\$ 546,919</u>	<u>\$ 779,607</u>	<u>\$ -</u>	<u>\$ -</u>
\$ -	\$ -	\$ -	\$ -	\$ -	\$ -	\$ -
-	-	-	-	-	-	-
-	-	-	38,163	-	-	-
-	-	-	-	-	-	-
-	-	-	-	-	682,658	1,166,057
-	-	-	-	-	-	-
-	-	-	-	-	-	-
-	110,959	-	(38,163)	-	-	-
<u>\$ -</u>	<u>\$ 110,959</u>	<u>\$ -</u>	<u>\$ -</u>	<u>\$ -</u>	<u>\$ 682,658</u>	<u>\$ 1,166,057</u>
<u>\$ 26,649</u>	<u>\$ 110,959</u>	<u>\$ 11,262</u>	<u>\$ 546,919</u>	<u>\$ 779,607</u>	<u>\$ 682,658</u>	<u>\$ 1,166,057</u>

LAFAYETTE CITY-PARISH CONSOLIDATED GOVERNMENT
LAFAYETTE, LOUISIANA

COMBINING BALANCE SHEET (CONTINUED)
NONMAJOR GOVERNMENTAL FUNDS
October 31, 2003

	Special Revenue			
	LPTFA - First Time Homebuyer	War Memorial	Hurricane Lili	Heymann Performing Arts Center
ASSETS				
Cash	\$ 9,603	\$ 288	\$ 29,182	\$ 171,565
Investments	271,925	-	826,289	-
Accrued interest receivable	2,406	-	7,310	-
Assessments receivable:				
Current	-	-	-	-
Delinquent	-	-	-	-
Loans receivable	1,607,690	-	-	-
Allowance for doubtful accounts	(47,266)	-	-	-
Inventories, at cost	-	-	-	-
Accounts receivable, net	-	6,333	-	30,968
Due from other funds	-	109,292	2,100,254	-
Due from component units	-	-	-	-
Due from other governmental agencies	-	-	-	-
Prepaid items	-	-	-	-
Total assets	<u>\$ 1,844,358</u>	<u>\$ 115,913</u>	<u>\$ 2,963,035</u>	<u>\$ 202,533</u>
LIABILITIES AND FUND BALANCES				
Liabilities:				
Cash overdraft	\$ -	\$ -	\$ -	\$ -
Accounts payable	-	89,483	179,175	10,686
Accrued salaries and benefits	-	1,150	-	5,629
Retainage payable	-	25,280	-	-
Other payables	-	-	-	12,091
Due to other funds	-	-	-	99,101
Due to other governmental agencies	-	-	2,436,496	-
Deferred revenue	-	-	347,364	71,946
Total liabilities	<u>\$ -</u>	<u>\$ 115,913</u>	<u>\$ 2,963,035</u>	<u>\$ 199,453</u>
Fund balances:				
Reserved for -				
Encumbrances	\$ -	\$ -	\$ -	\$ -
Debt service	-	-	-	-
Inventories	-	-	-	-
Prepaid items	-	-	-	-
Housing	1,844,358	-	-	-
Noncurrent receivable	-	-	-	-
Unreserved -				
Designated for subsequent year's expenditures	-	-	-	-
Designated for capital expenditures	-	-	-	-
Undesignated	-	-	-	3,080
Total fund balances	<u>\$ 1,844,358</u>	<u>\$ -</u>	<u>\$ -</u>	<u>\$ 3,080</u>
 Total liabilities and fund balances	 <u>\$ 1,844,358</u>	 <u>\$ 115,913</u>	 <u>\$ 2,963,035</u>	 <u>\$ 202,533</u>

Debt Service

1961 Sales Tax Bonds		1986 Sales Tax Bonds		Assessment Bonds		Contingencies
Sinking Fund	Reserve Fund	Sinking Fund	Reserve Fund	Paving	Sewer	Sinking Fund
\$ 90,855	\$ 135,316	\$ 3,849,362	\$ 36,081	\$ 11,397	\$ 255,485	\$ 63,498
6,388,760	14,715,164	2,900,000	13,467,248	322,719	-	1,797,962
-	149,425	-	89,615	2,855	-	15,906
-	-	-	-	-	1,907	-
-	-	-	-	-	3,601	-
-	-	-	-	-	-	-
-	-	-	-	-	-	-
-	-	-	-	-	-	-
-	-	-	-	-	-	-
132,561	149	82,764	75	-	-	-
-	-	-	-	-	-	-
-	-	-	-	-	-	-
-	-	-	-	-	-	-
-	-	-	-	-	-	-
<u>\$ 6,612,176</u>	<u>\$ 15,000,054</u>	<u>\$ 6,832,126</u>	<u>\$ 13,593,019</u>	<u>\$ 336,971</u>	<u>\$ 260,993</u>	<u>\$ 1,877,366</u>
\$ -	\$ -	\$ -	\$ -	\$ -	\$ -	\$ -
-	-	-	-	-	-	-
-	-	-	-	-	-	-
-	-	-	-	-	-	-
-	-	-	-	-	-	5,934
144,848	104,707	97,360	76,480	-	11,933	-
-	-	-	-	-	-	-
-	-	-	-	-	-	-
<u>\$ 144,848</u>	<u>\$ 104,707</u>	<u>\$ 97,360</u>	<u>\$ 76,480</u>	<u>\$ -</u>	<u>\$ 11,933</u>	<u>\$ 5,934</u>
\$ -	\$ -	\$ -	\$ -	\$ -	\$ -	\$ -
6,467,328	14,895,347	6,734,766	13,516,539	-	-	1,871,432
-	-	-	-	-	-	-
-	-	-	-	-	-	-
-	-	-	-	-	-	-
-	-	-	-	-	-	-
-	-	-	-	-	-	-
-	-	-	-	-	-	-
-	-	-	-	-	-	-
-	-	-	-	-	-	-
-	-	-	-	-	-	-
-	-	-	-	336,971	249,060	-
<u>\$ 6,467,328</u>	<u>\$ 14,895,347</u>	<u>\$ 6,734,766</u>	<u>\$ 13,516,539</u>	<u>\$ 336,971</u>	<u>\$ 249,060</u>	<u>\$ 1,871,432</u>
<u>\$ 6,612,176</u>	<u>\$ 15,000,054</u>	<u>\$ 6,832,126</u>	<u>\$ 13,593,019</u>	<u>\$ 336,971</u>	<u>\$ 260,993</u>	<u>\$ 1,877,366</u>

LAFAYETTE CITY-PARISH CONSOLIDATED GOVERNMENT
LAFAYETTE, LOUISIANA

COMBINING BALANCE SHEET (CONTINUED)
NONMAJOR GOVERNMENTAL FUNDS
October 31, 2003

	Debt Service		
	GOB Jail Refunding Bonds	Certificates of Indebtedness, Series 1998 Sinking Fund	Certificates of Indebtedness, Series 1999 Sinking Fund
ASSETS			
Cash	\$ -	\$ 529	\$ 3,070
Investments	-	14,959	86,915
Accrued interest receivable	-	132	769
Assessments receivable:			
Current	-	-	-
Delinquent	-	-	-
Loans receivable	-	-	-
Allowance for doubtful accounts	-	-	-
Inventories, at cost	-	-	-
Accounts receivable, net	-	-	-
Due from other funds	-	-	-
Due from component units	-	-	-
Due from other governmental agencies	-	-	-
Prepaid items	-	-	-
Total assets	<u>\$ -</u>	<u>\$ 15,620</u>	<u>\$ 90,754</u>
LIABILITIES AND FUND BALANCES			
Liabilities:			
Cash overdraft	\$ -	\$ -	\$ -
Accounts payable	-	-	-
Accrued salaries and benefits	-	-	-
Retainage payable	-	-	-
Other payables	-	-	-
Due to other funds	-	-	-
Due to other governmental agencies	-	-	-
Deferred revenue	-	-	-
Total liabilities	<u>\$ -</u>	<u>\$ -</u>	<u>\$ -</u>
Fund balances:			
Reserved for -			
Encumbrances	\$ -	\$ -	\$ -
Debt service	-	-	-
Inventories	-	-	-
Prepaid items	-	-	-
Housing	-	-	-
Noncurrent receivable	-	-	-
Unreserved -			
Designated for subsequent year's expenditures	-	-	-
Designated for capital expenditures	-	-	-
Undesignated	-	15,620	90,754
Total fund balances	<u>\$ -</u>	<u>\$ 15,620</u>	<u>\$ 90,754</u>
 Total liabilities and fund balances	 <u>\$ -</u>	 <u>\$ 15,620</u>	 <u>\$ 90,754</u>

LAFAYETTE CITY-PARISH CONSOLIDATED GOVERNMENT
LAFAYETTE, LOUISIANA

COMBINING BALANCE SHEET (CONTINUED)
NONMAJOR GOVERNMENTAL FUNDS
October 31, 2003

	1999B Sales Tax	2000A Sales Tax	2000B Sales Tax
ASSETS			
Cash	\$ 302,599	\$ 105,081	\$ 181,798
Investments	8,568,265	2,975,441	5,147,716
Accrued interest receivable	75,803	26,324	45,541
Assessments receivable:			
Current	-	-	-
Delinquent	-	-	-
Loans receivable	-	-	-
Allowance for doubtful accounts	-	-	-
Inventories, at cost	-	-	-
Accounts receivable, net	-	-	4,557
Due from other funds	-	-	-
Due from component units	-	-	-
Due from other governmental agencies	-	-	-
Prepaid items	-	-	-
Total assets	<u>\$ 8,946,667</u>	<u>\$ 3,106,846</u>	<u>\$ 5,379,612</u>
LIABILITIES AND FUND BALANCES			
Liabilities:			
Cash overdraft	\$ -	\$ -	\$ -
Accounts payable	622,346	95,006	272,189
Accrued salaries and benefits	-	-	-
Retainage payable	368,662	416,960	324,665
Other payables	-	-	-
Due to other funds	19,215	6,960	11,237
Due to other governmental agencies	-	-	-
Deferred revenue	-	-	-
Total liabilities	<u>\$ 1,010,223</u>	<u>\$ 518,926</u>	<u>\$ 608,091</u>
Fund balances:			
Reserved for -			
Encumbrances	\$ 2,703,155	\$ 440,747	\$ 1,757,083
Debt service	-	-	-
Inventories	-	-	-
Prepaid items	-	-	-
Housing	-	-	-
Noncurrent receivable	-	-	-
Unreserved -			
Designated for subsequent year's expenditures	-	-	-
Designated for capital expenditures	4,250,400	2,042,102	2,690,781
Undesignated	982,889	105,071	323,657
Total fund balances	<u>\$ 7,936,444</u>	<u>\$ 2,587,920</u>	<u>\$ 4,771,521</u>
Total liabilities and fund balances	<u>\$ 8,946,667</u>	<u>\$ 3,106,846</u>	<u>\$ 5,379,612</u>

LAFAYETTE CITY-PARISH CONSOLIDATED GOVERNMENT
LAFAYETTE, LOUISIANA

COMBINING BALANCE SHEET (CONTINUED)
NONMAJOR GOVERNMENTAL FUNDS
October 31, 2003

	2001 Parish General Obligation Bonds	Parish General Obligation Bonds	Total
ASSETS			
Cash	\$ 366,834	\$ -	\$ 7,938,221
Investments	10,387,121	-	133,369,626
Accrued interest receivable	91,894	-	1,092,668
Assessments receivable:			
Current	-	-	1,907
Delinquent	-	-	3,601
Loans receivable	-	-	3,292,661
Allowance for doubtful accounts	-	-	(60,087)
Inventories, at cost	-	-	38,163
Accounts receivable, net	-	-	210,229
Due from other funds	21,247	-	4,678,345
Due from component units	-	-	7,716
Due from other governmental agencies	-	-	2,007,831
Prepaid items	-	-	9,422
Total assets	<u>\$ 10,867,096</u>	<u>\$ -</u>	<u>\$ 152,590,303</u>
LIABILITIES AND FUND BALANCES			
Liabilities:			
Cash overdraft	\$ -	\$ 200,386	\$ 3,152,099
Accounts payable	538,057	961	4,578,690
Accrued salaries and benefits	-	-	179,453
Retainage payable	316,299	11,818	2,515,845
Other payables	-	-	81,584
Due to other funds	-	-	1,431,055
Due to other governmental agencies	-	-	2,455,980
Deferred revenue	-	-	518,676
Total liabilities	<u>\$ 854,356</u>	<u>\$ 213,165</u>	<u>\$ 14,913,382</u>
Fund balances:			
Reserved for -			
Encumbrances	\$ 3,226,234	\$ -	\$ 19,604,545
Debt service	-	-	43,485,412
Inventories	-	-	38,163
Prepaid items	-	-	9,422
Housing	-	-	3,693,073
Noncurrent receivable	-	-	269,032
Unreserved -			
Designated for subsequent year's expenditures	-	-	119,342
Designated for capital expenditures	5,445,943	-	61,260,903
Undesignated	1,340,563	(213,165)	9,197,029
Total fund balances	<u>\$ 10,012,740</u>	<u>\$ (213,165)</u>	<u>\$ 137,676,921</u>
Total liabilities and fund balances	<u>\$ 10,867,096</u>	<u>\$ -</u>	<u>\$ 152,590,303</u>

This page intentionally left blank.

LAFAYETTE CITY-PARISH CONSOLIDATED GOVERNMENT
LAFAYETTE, LOUISIANA

COMBINING STATEMENT OF REVENUES, EXPENDITURES, AND CHANGES IN FUND BALANCE
NONMAJOR GOVERNMENTAL FUNDS

For the Year Ended October 31, 2003

	Federal Narcotics Seized/ Forfeited Property	State Narcotics Seized/ Forfeited Property	Section 8 Housing	F.H.W.A. Hurricane Evacuation Grant No. 736-28-0003	F.H.W.A. Planning Grant No. 736-28-0034
Revenues:					
Taxes -					
Ad valorem	\$ -	\$ -	\$ -	\$ -	\$ -
Other	-	-	-	-	-
Licenses and permits	-	-	-	-	-
Intergovernmental -					
Federal grants	-	-	-	1,594	63,091
State funds:					
Grants	-	-	-	-	-
Parish transportation funds	-	-	-	-	-
State shared revenue	-	-	-	-	-
Other	-	713	-	-	-
Charges for services	-	-	-	-	-
Fines and forfeits	-	-	-	-	-
Investment earnings	1,197	-	1,004	-	-
Miscellaneous	-	-	-	-	-
Total revenues	<u>\$ 1,197</u>	<u>\$ 713</u>	<u>\$ 1,004</u>	<u>\$ 1,594</u>	<u>\$ 63,091</u>
Expenditures:					
Current -					
General government	\$ -	\$ -	\$ -	\$ 1,594	\$ 78,864
Public safety	-	-	-	-	-
Traffic and transportation	-	-	-	-	-
Streets and drainage	-	-	-	-	-
Urban redevelopment and housing	-	-	-	-	-
Cultural and recreation	-	-	-	-	-
Health and welfare	-	-	-	-	-
Economic opportunity	-	-	-	-	-
Economic development and assistance	-	-	-	-	-
Debt service:					
Principal retirement	-	-	-	-	-
Interest and fiscal charges	-	-	-	-	-
Transfer to paying agent	-	-	-	-	-
Capital outlay	-	-	-	-	-
Total expenditures	<u>\$ -</u>	<u>\$ -</u>	<u>\$ -</u>	<u>\$ 1,594</u>	<u>\$ 78,864</u>
Excess (deficiency) of revenues over expenditures	<u>\$ 1,197</u>	<u>\$ 713</u>	<u>\$ 1,004</u>	<u>\$ -</u>	<u>\$ (15,773)</u>
Other financing sources (uses):					
Transfers in	\$ -	\$ -	\$ -	\$ -	\$ 15,773
Transfers out	-	-	-	-	-
Transfers to component units	-	-	-	-	-
Bond proceeds	-	-	-	-	-
Transfer to paying agent	-	-	-	-	-
Sale of capital assets	-	-	-	-	-
Total other financing sources (uses)	<u>\$ -</u>	<u>\$ -</u>	<u>\$ -</u>	<u>\$ -</u>	<u>\$ 15,773</u>
Net change in fund balance	\$ 1,197	\$ 713	\$ 1,004	\$ -	\$ -
Fund balances, beginning	5,913	1,939	19,608	-	-
Fund balances, ending	<u>\$ 7,110</u>	<u>\$ 2,652</u>	<u>\$ 20,612</u>	<u>\$ -</u>	<u>\$ -</u>

Special Revenue

Parish Transit Study	F.T.A. Planning Grant No. 736-28-0035	F.T.A. Planning Grant No. 736-28-0032	Emergency Shelter Grant	La Place Des Creoles Grant	Drug-Free Schools Grant	DARE Project Grant	JTPA Welfare- To-Work Grant (99)
\$ -	\$ -	\$ -	\$ -	\$ -	\$ -	\$ -	\$ -
-	-	-	-	-	-	-	-
-	-	-	-	-	-	-	-
8,801	4,824	23,925	234,157	1,220	40,800	-	56,854
-	-	-	-	-	-	22,700	64,299
-	-	-	-	-	-	-	-
-	-	-	-	-	-	-	-
-	-	-	-	-	-	-	-
-	-	-	-	-	-	-	-
-	-	-	-	-	-	-	-
-	-	-	-	-	-	-	-
<u>\$ 8,801</u>	<u>\$ 4,824</u>	<u>\$ 23,925</u>	<u>\$ 234,157</u>	<u>\$ 1,220</u>	<u>\$ 40,800</u>	<u>\$ 22,700</u>	<u>\$ 121,153</u>
\$ 11,001	\$ 6,030	\$ 29,906	\$ -	\$ 1,525	\$ -	\$ -	\$ -
-	-	-	-	-	-	22,700	-
-	-	-	-	-	-	-	-
-	-	-	-	-	-	-	-
-	-	-	-	-	-	-	-
-	-	-	234,157	-	40,800	-	-
-	-	-	-	-	-	-	108,056
-	-	-	-	-	-	-	-
-	-	-	-	-	-	-	-
-	-	-	-	-	-	-	-
-	-	-	-	-	-	-	-
-	-	-	-	-	-	-	13,131
<u>\$ 11,001</u>	<u>\$ 6,030</u>	<u>\$ 29,906</u>	<u>\$ 234,157</u>	<u>\$ 1,525</u>	<u>\$ 40,800</u>	<u>\$ 22,700</u>	<u>\$ 121,187</u>
\$ (2,200)	\$ (1,206)	\$ (5,981)	\$ -	\$ (305)	\$ -	\$ -	\$ (34)
\$ 2,200	\$ 1,206	\$ 5,981	\$ -	\$ 305	\$ -	\$ -	\$ 42
-	-	-	-	-	-	-	(8)
-	-	-	-	-	-	-	-
-	-	-	-	-	-	-	-
-	-	-	-	-	-	-	-
<u>\$ 2,200</u>	<u>\$ 1,206</u>	<u>\$ 5,981</u>	<u>\$ -</u>	<u>\$ 305</u>	<u>\$ -</u>	<u>\$ -</u>	<u>\$ 34</u>
\$ -	\$ -	\$ -	\$ -	\$ -	\$ -	\$ -	\$ -
-	-	-	-	-	-	-	-
<u>\$ -</u>	<u>\$ -</u>	<u>\$ -</u>	<u>\$ -</u>	<u>\$ -</u>	<u>\$ -</u>	<u>\$ -</u>	<u>\$ -</u>

LAFAYETTE CITY-PARISH CONSOLIDATED GOVERNMENT
LAFAYETTE, LOUISIANA

COMBINING STATEMENT OF REVENUES, EXPENDITURES, AND CHANGES IN FUND BALANCE (CONTINUED)
NONMAJOR GOVERNMENTAL FUNDS

For the Year Ended October 31, 2003

	F.H.W.A. Planning Grant No. <u>700-28-0208</u>	TANF Metro Share State Grant <u> </u>	F.H.W.A. Planning Grant No. <u>736-28-0031</u>	Parking Program	Health Unit Maintenance
Revenues:					
Taxes -					
Ad valorem	\$ -	\$ -	\$ -	\$ -	\$ 780,485
Other	-	-	-	-	-
Licenses and permits	-	-	-	-	-
Intergovernmental -					
Federal grants	52,783	-	162,906	-	-
State funds:					
Grants	-	132,603	-	-	-
Parish transportation funds	-	-	-	-	-
State shared revenue	-	-	-	-	53,130
Other	-	-	-	-	-
Charges for services	-	-	-	391,670	-
Fines and forfeits	-	-	-	108,893	-
Investment earnings	-	-	-	5,641	(57,811)
Miscellaneous	-	-	-	224	-
Total revenues	<u>\$ 52,783</u>	<u>\$ 132,603</u>	<u>\$ 162,906</u>	<u>\$ 506,428</u>	<u>\$ 775,804</u>
Expenditures:					
Current -					
General government	\$ 65,979	\$ -	\$ 199,870	\$ 350,547	\$ 36,184
Public safety	-	-	-	-	-
Traffic and transportation	-	-	-	-	-
Streets and drainage	-	-	-	-	-
Urban redevelopment and housing	-	130,537	-	-	-
Cultural and recreation	-	-	-	-	-
Health and welfare	-	-	-	-	337,950
Economic opportunity	-	-	-	-	-
Economic development and assistance	-	-	-	-	-
Debt service:					
Principal retirement	-	-	-	-	-
Interest and fiscal charges	-	-	-	-	-
Transfer to paying agent	-	-	-	-	-
Capital outlay	-	-	3,763	-	-
Total expenditures	<u>\$ 65,979</u>	<u>\$ 130,537</u>	<u>\$ 203,633</u>	<u>\$ 350,547</u>	<u>\$ 374,134</u>
Excess (deficiency) of revenues over expenditures	<u>\$ (13,196)</u>	<u>\$ 2,066</u>	<u>\$ (40,727)</u>	<u>\$ 155,881</u>	<u>\$ 401,670</u>
Other financing sources (uses):					
Transfers in	\$ 13,196	\$ -	\$ 40,727	\$ -	\$ -
Transfers out	-	-	-	(155,881)	(1,144,436)
Transfers to component units	-	-	-	-	-
Bond proceeds	-	-	-	-	-
Transfer to paying agent	-	-	-	-	-
Sale of capital assets	-	-	-	-	-
Total other financing sources (uses)	<u>\$ 13,196</u>	<u>\$ -</u>	<u>\$ 40,727</u>	<u>\$ (155,881)</u>	<u>\$ (1,144,436)</u>
Net change in fund balance	\$ -	\$ 2,066	\$ -	\$ -	\$ (742,766)
Fund balances, beginning	-	-	-	200	1,461,348
Fund balances, ending	<u>\$ -</u>	<u>\$ 2,066</u>	<u>\$ -</u>	<u>\$ 200</u>	<u>\$ 718,582</u>

Special Revenue							
Juvenile Detention Home Maintenance	DHH - Acadiana Recovery Center Inpatient	Metrocode	Urban Development Action Grant	Acadiana Recovery Center Non-Grant	ARC - U.S. Probation Outpatient Grant	Natural History Museum & Planetarium	City Park Golf Course
\$ 881,561	\$ -	\$ -	\$ -	\$ -	\$ -	\$ -	\$ -
-	-	-	-	-	-	-	-
-	-	1,170,490	-	-	-	-	-
48,903	-	-	-	-	141,874	-	-
-	650,335	-	-	-	-	-	-
-	-	-	-	-	-	-	-
33,994	-	-	-	-	-	-	-
-	-	-	-	-	-	-	-
150,795	-	107,571	-	50,825	-	136,558	394,543
-	-	-	-	-	-	-	-
2,836	940	6,319	9,335	2,849	797	-	1,921
2,540	-	5,497	-	1,013	-	265	1,337
<u>\$ 1,120,629</u>	<u>\$ 651,275</u>	<u>\$ 1,289,877</u>	<u>\$ 9,335</u>	<u>\$ 54,687</u>	<u>\$ 142,671</u>	<u>\$ 136,823</u>	<u>\$ 397,801</u>
\$ 119,215	\$ 662,322	\$ 1,121,694	\$ -	\$ 26,637	\$ 106,095	\$ -	\$ 1,400
1,036,617	-	-	-	-	-	-	-
-	-	-	-	-	-	-	-
-	-	-	-	-	-	-	-
-	-	-	-	-	-	-	-
-	-	-	-	-	-	1,182,655	388,656
-	-	-	-	-	-	-	-
-	-	-	-	-	-	-	-
-	-	-	-	-	-	-	-
-	-	-	-	-	-	-	-
-	-	-	-	-	-	-	-
-	-	-	-	-	-	-	-
72,246	9,351	-	-	24,245	6,342	27,238	-
<u>\$ 1,228,078</u>	<u>\$ 671,673</u>	<u>\$ 1,121,694</u>	<u>\$ -</u>	<u>\$ 50,882</u>	<u>\$ 112,437</u>	<u>\$ 1,209,893</u>	<u>\$ 390,056</u>
<u>\$ (107,449)</u>	<u>\$ (20,398)</u>	<u>\$ 168,183</u>	<u>\$ 9,335</u>	<u>\$ 3,805</u>	<u>\$ 30,234</u>	<u>\$ (1,073,070)</u>	<u>\$ 7,745</u>
\$ -	\$ -	\$ -	\$ -	\$ 74,480	\$ -	\$ 1,073,070	\$ -
-	(30,963)	-	-	-	(43,518)	-	(7,745)
-	-	-	(38,193)	-	-	-	-
-	-	-	-	-	-	-	-
-	-	-	-	-	-	-	-
-	-	-	-	-	-	-	-
<u>\$ -</u>	<u>\$ (30,963)</u>	<u>\$ -</u>	<u>\$ (38,193)</u>	<u>\$ 74,480</u>	<u>\$ (43,518)</u>	<u>\$ 1,073,070</u>	<u>\$ (7,745)</u>
\$ (107,449)	\$ (51,361)	\$ 168,183	\$ (28,858)	\$ 78,285	\$ (13,284)	\$ -	\$ -
253,547	70,721	96,375	332,393	61,022	47,053	100	-
<u>\$ 146,098</u>	<u>\$ 19,360</u>	<u>\$ 264,558</u>	<u>\$ 303,535</u>	<u>\$ 139,307</u>	<u>\$ 33,769</u>	<u>\$ 100</u>	<u>\$ -</u>

LAFAYETTE CITY-PARISH CONSOLIDATED GOVERNMENT
LAFAYETTE, LOUISIANA

COMBINING STATEMENT OF REVENUES, EXPENDITURES, AND CHANGES IN FUND BALANCE (CONTINUED)
NONMAJOR GOVERNMENTAL FUNDS

For the Year Ended October 31, 2003

	Vieux Chenes Golf Course	Road and Bridge Maintenance	Parishwide Drainage Maintenance	Lafayette Parish Public Library
Revenues:				
Taxes -				
Ad valorem	\$ -	\$ 3,128,718	\$ 2,137,970	\$ 3,394,098
Other	-	29,481	-	-
Licenses and permits	-	-	-	-
Intergovernmental -				
Federal grants	-	-	-	-
State funds:				
Grants	-	-	23,662	45,702
Parish transportation funds	-	1,303,102	-	-
State shared revenue	-	213,006	80,214	231,052
Other	-	20,454	-	-
Charges for services	568,671	-	-	23,243
Fines and forfeits	-	-	-	92,237
Investment earnings	1,446	42,999	42,473	88,755
Miscellaneous	2,653	-	-	108,849
Total revenues	<u>\$ 572,770</u>	<u>\$ 4,737,760</u>	<u>\$ 2,284,319</u>	<u>\$ 3,983,936</u>
Expenditures:				
Current -				
General government	\$ -	\$ 117,413	\$ 126,357	\$ 257,230
Public safety	-	-	-	-
Traffic and transportation	-	94,663	-	-
Streets and drainage	-	640,530	1,181,467	-
Urban redevelopment and housing	-	-	-	-
Cultural and recreation	522,039	-	-	3,178,358
Health and welfare	-	-	-	-
Economic opportunity	-	-	-	-
Economic development and assistance	-	-	-	-
Debt service:				
Principal retirement	-	-	-	-
Interest and fiscal charges	-	-	-	-
Transfer to paying agent	-	-	-	-
Capital outlay	2,438	164,990	213,288	30,366
Total expenditures	<u>\$ 524,477</u>	<u>\$ 1,017,596</u>	<u>\$ 1,521,112</u>	<u>\$ 3,465,954</u>
Excess (deficiency) of revenues over expenditures	<u>\$ 48,293</u>	<u>\$ 3,720,164</u>	<u>\$ 763,207</u>	<u>\$ 517,982</u>
Other financing sources (uses):				
Transfers in	\$ -	\$ -	\$ -	\$ -
Transfers out	(48,293)	(3,180,659)	(790,582)	-
Transfers to component units	-	-	-	-
Bond proceeds	-	-	-	-
Transfer to paying agent	-	-	-	-
Sale of capital assets	-	-	-	2,362
Total other financing sources (uses)	<u>\$ (48,293)</u>	<u>\$ (3,180,659)</u>	<u>\$ (790,582)</u>	<u>\$ 2,362</u>
Net change in fund balance	\$ -	\$ 539,505	\$ (27,375)	\$ 520,344
Fund balances, beginning	-	537,409	497,398	2,790,488
Fund balances, ending	<u>\$ -</u>	<u>\$ 1,076,914</u>	<u>\$ 470,023</u>	<u>\$ 3,310,832</u>

Special Revenue							
Courthouse and Jail Maintenance	Local Workforce Investment Act Grant	Mosquito Abatement and Control	Coroner's Expense	Adult Correctional Facility Maintenance	EPA Water Security Grant	Job Access Reverse Commute Grant	Recreation and Parks
\$ 1,755,697	\$ -	\$ 1,166,846	\$ -	\$ 1,544,920	\$ -	\$ -	\$ 1,283,302
-	-	-	-	-	-	-	-
-	-	-	-	-	-	-	-
-	1,632,466	93,083	-	-	115,000	209,186	-
-	-	12,089	-	-	-	-	-
-	-	-	-	-	-	-	-
119,502	-	-	-	105,175	-	-	-
-	-	-	-	-	-	-	-
-	-	-	154,189	17,114	-	-	525,276
-	-	-	95,222	-	-	-	-
33,544	-	17,574	92	9,451	-	-	4,982
20	-	-	2,500	769	-	-	15,785
<u>\$ 1,908,763</u>	<u>\$ 1,632,466</u>	<u>\$ 1,289,592</u>	<u>\$ 252,003</u>	<u>\$ 1,677,429</u>	<u>\$ 115,000</u>	<u>\$ 209,186</u>	<u>\$ 1,829,345</u>
\$ 958,494	\$ -	\$ 43,171	\$ 48,100	\$ 671,375	\$ -	\$ -	\$ -
-	-	-	580,779	2,270,093	-	-	-
-	-	-	-	-	-	408,153	-
-	-	-	-	-	-	-	-
-	-	-	-	-	-	-	-
-	-	-	-	-	-	-	4,497,847
-	-	873,985	-	-	115,000	-	-
-	1,627,124	-	-	-	-	-	-
-	-	-	-	-	-	-	-
-	-	-	-	-	-	-	-
-	-	-	-	-	-	-	-
-	-	-	-	-	-	-	-
-	-	-	-	-	-	-	-
-	5,342	4,764	1,609	26,522	-	10,220	8,134
<u>\$ 958,494</u>	<u>\$ 1,632,466</u>	<u>\$ 921,920</u>	<u>\$ 630,488</u>	<u>\$ 2,967,990</u>	<u>\$ 115,000</u>	<u>\$ 418,373</u>	<u>\$ 4,505,981</u>
\$ 950,269	\$ -	\$ 367,672	\$ (378,485)	\$ (1,290,561)	\$ -	\$ (209,187)	\$ (2,676,636)
\$ -	\$ -	\$ 736,893	\$ 378,485	\$ 1,290,561	\$ -	\$ 209,187	\$ 2,676,636
(950,269)	-	-	-	-	-	-	-
-	-	-	-	-	-	-	-
-	-	-	-	-	-	-	-
-	-	-	-	-	-	-	-
-	-	-	-	-	-	-	-
<u>\$ (950,269)</u>	<u>\$ -</u>	<u>\$ 736,893</u>	<u>\$ 378,485</u>	<u>\$ 1,290,561</u>	<u>\$ -</u>	<u>\$ 209,187</u>	<u>\$ 2,676,636</u>
\$ -	\$ -	\$ 1,104,565	\$ -	\$ -	\$ -	\$ -	\$ -
-	-	(736,893)	-	-	-	-	180
<u>\$ -</u>	<u>\$ -</u>	<u>\$ 367,672</u>	<u>\$ -</u>	<u>\$ -</u>	<u>\$ -</u>	<u>\$ -</u>	<u>\$ 180</u>

LAFAYETTE CITY-PARISH CONSOLIDATED GOVERNMENT
LAFAYETTE, LOUISIANA

COMBINING STATEMENT OF REVENUES, EXPENDITURES, AND CHANGES IN FUND BALANCE (CONTINUED)
NONMAJOR GOVERNMENTAL FUNDS

For the Year Ended October 31, 2003

	Municipal Transit System	Drug Court OJP Implement- ation Grant	Drug Court Program Grant	Drug Court Non-Grant	Criminal Justice Support Services
Revenues:					
Taxes -					
Ad valorem	\$ -	\$ -	\$ -	\$ -	\$ -
Other	-	-	-	-	-
Licenses and permits					
Intergovernmental -					
Federal grants	500,000	-	264,183	-	-
State funds:					
Grants	-	-	221,489	-	-
Parish transportation funds	-	-	-	-	-
State shared revenue	144,334	-	-	-	-
Other	-	-	-	-	-
Charges for services	234,965	-	-	46,497	164,814
Fines and forfeits	-	-	-	-	-
Investment earnings	-	-	-	2,685	106
Miscellaneous	4,121	-	-	-	-
Total revenues	<u>\$ 883,420</u>	<u>\$ -</u>	<u>\$ 485,672</u>	<u>\$ 49,182</u>	<u>\$ 164,920</u>
Expenditures:					
Current -					
General government	\$ 220,357	\$ -	\$ 483,172	\$ 1,079	\$ 176,182
Public safety	-	-	-	-	-
Traffic and transportation	2,154,836	-	-	-	-
Streets and drainage	-	-	-	-	-
Urban redevelopment and housing	-	-	-	-	-
Cultural and recreation	-	-	-	-	-
Health and welfare	-	-	-	-	-
Economic opportunity	-	-	-	-	-
Economic development and assistance	-	-	-	-	-
Debt service:					
Principal retirement	-	-	-	-	-
Interest and fiscal charges	-	-	-	-	-
Transfer to paying agent	-	-	-	-	-
Capital outlay	358	-	2,500	-	-
Total expenditures	<u>\$ 2,375,551</u>	<u>\$ -</u>	<u>\$ 485,672</u>	<u>\$ 1,079</u>	<u>\$ 176,182</u>
Excess (deficiency) of revenues over expenditures	<u>\$ (1,492,131)</u>	<u>\$ -</u>	<u>\$ -</u>	<u>\$ 48,103</u>	<u>\$ (11,262)</u>
Other financing sources (uses):					
Transfers in	\$ 1,492,131	\$ -	\$ -	\$ 15,974	\$ 11,262
Transfers out	-	(15,974)	-	-	-
Transfers to component units	-	-	-	-	-
Bond proceeds	-	-	-	-	-
Transfer to paying agent	-	-	-	-	-
Sale of capital assets	-	-	-	-	-
Total other financing sources (uses)	<u>\$ 1,492,131</u>	<u>\$ (15,974)</u>	<u>\$ -</u>	<u>\$ 15,974</u>	<u>\$ 11,262</u>
Net change in fund balance	\$ -	\$ (15,974)	\$ -	\$ 64,077	\$ -
Fund balances, beginning	20	15,974	-	46,882	-
Fund balances, ending	<u>\$ 20</u>	<u>\$ -</u>	<u>\$ -</u>	<u>\$ 110,959</u>	<u>\$ -</u>

Special Revenue						
Community Development Block Grant	Housing Rehabilitation Program Grant	Neighborhood Housing Services Loan Program	CD - First Time Homebuyer	LPTFA - First Time Homebuyer	War Memorial	Hurricane Lili
\$ -	\$ -	\$ -	\$ -	\$ -	\$ -	\$ -
-	-	-	-	-	-	-
-	-	-	-	-	-	-
2,181,044	778,693	-	-	-	-	3,288,210
-	-	-	-	-	-	433,873
-	-	-	-	-	-	-
-	-	-	-	-	-	-
-	-	-	-	-	-	-
-	-	-	-	-	-	-
-	-	29,202	23,970	75,213	903	-
500	120,090	-	2,250	50,000	32,316	-
<u>\$ 2,181,544</u>	<u>\$ 898,783</u>	<u>\$ 29,202</u>	<u>\$ 26,220</u>	<u>\$ 125,213</u>	<u>\$ 33,219</u>	<u>\$ 3,722,083</u>
\$ -	\$ -	\$ 75,976	\$ -	\$ 4,924	\$ 694,981	\$ 127,225
-	-	-	-	-	-	10,149
-	-	-	-	-	-	17,909
-	-	-	-	-	-	5,953,393
1,520,329	921,769	-	28,509	-	-	-
-	-	-	-	-	-	139,766
-	-	-	-	-	-	-
-	-	-	-	-	-	-
614,979	-	-	-	-	-	-
-	-	-	-	-	-	-
-	-	-	-	-	-	-
-	-	-	-	-	-	-
7,495	-	-	-	-	2,700	5,910
<u>\$ 2,142,803</u>	<u>\$ 921,769</u>	<u>\$ 75,976</u>	<u>\$ 28,509</u>	<u>\$ 4,924</u>	<u>\$ 697,681</u>	<u>\$ 6,254,352</u>
<u>\$ 38,741</u>	<u>\$ (22,986)</u>	<u>\$ (46,774)</u>	<u>\$ (2,289)</u>	<u>\$ 120,289</u>	<u>\$ (664,462)</u>	<u>\$ (2,532,269)</u>
\$ -	\$ 103,946	\$ -	\$ 119,701	\$ -	\$ 664,462	\$ 2,532,269
(38,741)	(80,960)	-	-	-	-	-
-	-	-	-	-	-	-
-	-	-	-	-	-	-
-	-	-	-	-	-	-
-	-	-	-	-	-	-
<u>\$ (38,741)</u>	<u>\$ 22,986</u>	<u>\$ -</u>	<u>\$ 119,701</u>	<u>\$ -</u>	<u>\$ 664,462</u>	<u>\$ 2,532,269</u>
\$ -	\$ -	\$ (46,774)	\$ 117,412	\$ 120,289	\$ -	\$ -
-	-	729,432	1,048,645	1,724,069	-	-
<u>\$ -</u>	<u>\$ -</u>	<u>\$ 682,658</u>	<u>\$ 1,166,057</u>	<u>\$ 1,844,358</u>	<u>\$ -</u>	<u>\$ -</u>

LAFAYETTE CITY-PARISH CONSOLIDATED GOVERNMENT
LAFAYETTE, LOUISIANA

COMBINING STATEMENT OF REVENUES, EXPENDITURES, AND CHANGES IN FUND BALANCE (CONTINUED)
NONMAJOR GOVERNMENTAL FUNDS

For the Year Ended October 31, 2003

	Heymann Performing Arts Center	1961 Sales Tax Bonds		1986 Sales
		Sinking Fund	Reserve Fund	Sinking Fund
Revenues:				
Taxes -				
Ad valorem	\$ -	\$ -	\$ -	\$ -
Other	-	-	-	-
Licenses and permits	-	-	-	-
Intergovernmental -				
Federal grants	-	-	-	-
State funds:				
Grants	-	-	-	-
Parish transportation funds	-	-	-	-
State shared revenue	-	-	-	-
Other	-	-	-	-
Charges for services	2,378,184	-	-	-
Fines and forfeits	-	-	-	-
Investment earnings	2,342	83,537	226,480	56,995
Miscellaneous	2,713	8,950	-	6,481
Total revenues	<u>\$ 2,383,239</u>	<u>\$ 92,487</u>	<u>\$ 226,480</u>	<u>\$ 63,476</u>
Expenditures:				
Current -				
General government	\$ -	\$ -	\$ -	\$ -
Public safety	-	-	-	-
Traffic and transportation	-	-	-	-
Streets and drainage	-	-	-	-
Urban redevelopment and housing	-	-	-	-
Cultural and recreation	2,636,660	-	-	-
Health and welfare	-	-	-	-
Economic opportunity	-	-	-	-
Economic development and assistance	-	-	-	-
Debt service:				
Principal retirement	-	7,190,000	-	5,445,000
Interest and fiscal charges	-	6,525,308	-	7,457,220
Transfer to paying agent	-	719,799	140,962	-
Capital outlay	-	-	-	-
Total expenditures	<u>\$ 2,636,660</u>	<u>\$ 14,435,107</u>	<u>\$ 140,962</u>	<u>\$ 12,902,220</u>
Excess (deficiency) of revenues over expenditures	<u>\$ (253,421)</u>	<u>\$ (14,342,620)</u>	<u>\$ 85,518</u>	<u>\$ (12,838,744)</u>
Other financing sources (uses):				
Transfers in	\$ 253,421	\$ 14,763,656	\$ 562,023	\$ 13,255,794
Transfers out	-	-	(588,833)	-
Transfers to component units	-	-	-	-
Bond proceeds	-	50,791,037	-	-
Transfer to paying agent	-	(50,791,037)	-	-
Sale of capital assets	-	-	-	-
Total other financing sources (uses)	<u>\$ 253,421</u>	<u>\$ 14,763,656</u>	<u>\$ (26,810)</u>	<u>\$ 13,255,794</u>
Net change in fund balance	\$ -	\$ 421,036	\$ 58,708	\$ 417,050
Fund balances, beginning	3,080	6,046,292	14,836,639	6,317,716
Fund balances, ending	<u>\$ 3,080</u>	<u>\$ 6,467,328</u>	<u>\$ 14,895,347</u>	<u>\$ 6,734,766</u>

Debt Service

Tax Bond Reserve Fund	Assessment Bonds		Contingencies Sinking Fund	GOB Jail Refunding Bonds	Certificates of Indebtedness, Series 1998 Sinking Fund	Certificates of Indebtedness, Series 1999 Sinking Fund
	Paving	Sewer				
\$ -	\$ -	\$ -	\$ 2,420,397	\$ -	\$ -	\$ -
-	-	-	-	-	-	-
-	-	-	-	-	-	-
-	-	-	-	-	-	-
-	-	-	-	-	-	-
-	-	-	-	-	-	-
-	-	-	-	-	-	-
-	-	-	-	-	-	-
310,873	3,159	6,351	61,029	-	1,513	1,737
-	-	-	-	-	-	-
<u>\$ 310,873</u>	<u>\$ 3,159</u>	<u>\$ 6,351</u>	<u>\$ 2,481,426</u>	<u>\$ -</u>	<u>\$ 1,513</u>	<u>\$ 1,737</u>
\$ -	\$ -	\$ -	\$ 89,221	\$ -	\$ -	\$ -
-	-	-	-	-	-	-
-	-	-	-	-	-	-
-	-	-	-	-	-	-
-	-	-	-	-	-	-
-	-	-	-	-	-	-
-	-	-	-	-	-	-
-	-	-	-	-	-	-
-	-	-	-	-	-	-
-	-	-	-	-	-	-
-	-	-	715,000	69,000	330,000	45,000
-	-	78	805,879	20,352	77,543	80,669
-	-	-	-	-	-	-
-	-	-	-	-	-	-
<u>\$ -</u>	<u>\$ -</u>	<u>\$ 78</u>	<u>\$ 1,610,100</u>	<u>\$ 89,352</u>	<u>\$ 407,543</u>	<u>\$ 125,669</u>
<u>\$ 310,873</u>	<u>\$ 3,159</u>	<u>\$ 6,273</u>	<u>\$ 871,326</u>	<u>\$ (89,352)</u>	<u>\$ (406,030)</u>	<u>\$ (123,932)</u>
\$ 878,990	\$ -	\$ -	\$ -	\$ 89,352	\$ 407,543	\$ 128,574
(380,130)	(314,253)	-	-	-	-	-
-	-	-	-	-	-	-
-	-	-	-	-	-	-
-	-	-	-	-	-	-
<u>\$ 498,860</u>	<u>\$ (314,253)</u>	<u>\$ -</u>	<u>\$ -</u>	<u>\$ 89,352</u>	<u>\$ 407,543</u>	<u>\$ 128,574</u>
\$ 809,733	\$ (311,094)	\$ 6,273	\$ 871,326	\$ -	\$ 1,513	\$ 4,642
12,706,806	648,065	242,787	1,000,106	-	14,107	86,112
<u>\$ 13,516,539</u>	<u>\$ 336,971</u>	<u>\$ 249,060</u>	<u>\$ 1,871,432</u>	<u>\$ -</u>	<u>\$ 15,620</u>	<u>\$ 90,754</u>

LAFAYETTE CITY-PARISH CONSOLIDATED GOVERNMENT
LAFAYETTE, LOUISIANA

COMBINING STATEMENT OF REVENUES, EXPENDITURES, AND CHANGES IN FUND BALANCE (CONTINUED)
NONMAJOR GOVERNMENTAL FUNDS

For the Year Ended October 31, 2003

	1989	1990	1993	1997A
	Sales	Sales	Sales	Sales
	Tax	Tax	Tax	Tax
Revenues:				
Taxes -				
Ad valorem	\$ -	\$ -	\$ -	\$ -
Other	-	-	-	-
Licenses and permits	-	-	-	-
Intergovernmental -				
Federal grants	-	-	-	-
State funds:				
Grants	-	-	-	-
Parish transportation funds	-	-	-	-
State shared revenue	-	-	-	-
Other	-	-	-	-
Charges for services	-	-	-	-
Fines and forfeits	-	-	-	-
Investment earnings	28	12,505	6,309	2,250
Miscellaneous	680	-	-	-
Total revenues	<u>\$ 708</u>	<u>\$ 12,505</u>	<u>\$ 6,309</u>	<u>\$ 2,250</u>
Expenditures:				
Current -				
General government	\$ -	\$ -	\$ 104,135	\$ -
Public safety	-	-	-	-
Traffic and transportation	-	-	-	-
Streets and drainage	-	-	-	-
Urban redevelopment and housing	-	-	-	-
Cultural and recreation	-	-	-	-
Health and welfare	-	-	-	-
Economic opportunity	-	-	-	-
Economic development and assistance	-	-	-	-
Debt service:				
Principal retirement	-	-	-	-
Interest and fiscal charges	-	-	-	-
Transfer to paying agent	-	-	-	-
Capital outlay	36,910	110,258	84,239	2,090,804
Total expenditures	<u>\$ 36,910</u>	<u>\$ 110,258</u>	<u>\$ 188,374</u>	<u>\$ 2,090,804</u>
Excess (deficiency) of revenues over expenditures	<u>\$ (36,202)</u>	<u>\$ (97,753)</u>	<u>\$ (182,065)</u>	<u>\$ (2,088,554)</u>
Other financing sources (uses):				
Transfers in	\$ -	\$ -	\$ -	\$ -
Transfers out	(756)	(12,505)	(6,309)	(63,781)
Transfers to component units	-	-	-	-
Bond proceeds	-	-	-	-
Transfer to paying agent	-	-	-	-
Sale of capital assets	-	-	-	-
Total other financing sources (uses)	<u>\$ (756)</u>	<u>\$ (12,505)</u>	<u>\$ (6,309)</u>	<u>\$ (63,781)</u>
Net change in fund balance	\$ (36,958)	\$ (110,258)	\$ (188,374)	\$ (2,152,335)
Fund balances, beginning	36,958	390,752	543,856	3,111,573
Fund balances, ending	<u>\$ -</u>	<u>\$ 280,494</u>	<u>\$ 355,482</u>	<u>\$ 959,238</u>

Capital Projects Funds

1997B	1998	1999A	1999B	2000A	2000B	2001A	
Sales	Sales	Sales	Sales	Sales	Sales	Sales Tax	
Tax	Tax	Tax	Tax	Tax	Tax	Bond	
						Construction	
\$ -	\$ -	\$ -	\$ -	\$ -	\$ -	\$ -	
-	-	-	-	-	-	-	
-	-	-	-	-	-	-	
-	-	-	-	-	-	-	
-	-	-	-	-	-	-	
-	-	-	-	-	-	-	
-	-	-	-	-	-	-	
-	-	-	-	-	-	-	
21,798	64,657	25,357	137,701	29,344	72,883	256,426	C
-	640	(36,691)	7,480	-	350	1,420	
\$ 21,798	\$ 65,297	\$ (11,334)	\$ 145,181	\$ 29,344	\$ 73,233	\$ 257,846	O
							N
\$ 88,430	\$ -	\$ 101,053	\$ 5,000	\$ 3,915	\$ 3,915	\$ -	
-	-	-	-	-	-	-	T
-	-	-	-	-	-	-	
-	-	-	-	-	-	-	I
-	-	-	-	-	-	-	
-	-	-	-	-	-	-	N
-	-	-	-	-	-	-	
-	-	-	-	-	-	-	U
-	-	-	-	-	-	-	
-	-	-	-	-	-	-	E
-	-	-	-	-	-	-	
-	-	-	-	-	-	-	D
-	-	-	-	-	-	-	
845,975	1,365,304	1,440,762	4,137,440	4,936,727	3,165,672	3,365,430	
\$ 934,405	\$ 1,365,304	\$ 1,541,815	\$ 4,142,440	\$ 4,940,642	\$ 3,169,587	\$ 3,365,430	
\$ (912,607)	\$ (1,300,007)	\$ (1,553,149)	\$ (3,997,259)	\$ (4,911,298)	\$ (3,096,354)	\$ (3,107,584)	
\$ -	\$ -	\$ -	\$ -	\$ -	\$ -	\$ -	
(74,634)	(157,790)	(67,221)	(346,985)	(172,917)	(211,611)	(532,268)	
-	-	-	-	-	-	-	
-	-	-	-	-	-	-	
-	-	-	-	-	-	-	
-	-	-	-	-	-	-	
\$ (74,634)	\$ (157,790)	\$ (67,221)	\$ (346,985)	\$ (172,917)	\$ (211,611)	\$ (532,268)	
\$ (987,241)	\$ (1,457,797)	\$ (1,620,370)	\$ (4,344,244)	\$ (5,084,215)	\$ (3,307,965)	\$ (3,639,852)	
2,993,735	5,571,713	2,365,767	12,280,688	7,672,135	8,079,486	18,756,415	
\$ 2,006,494	\$ 4,113,916	\$ 745,397	\$ 7,936,444	\$ 2,587,920	\$ 4,771,521	\$ 15,116,563	

LAFAYETTE CITY-PARISH CONSOLIDATED GOVERNMENT
LAFAYETTE, LOUISIANA

COMBINING STATEMENT OF REVENUES, EXPENDITURES, AND CHANGES IN FUND BALANCE (CONTINUED)
NONMAJOR GOVERNMENTAL FUNDS

For the Year Ended October 31, 2003

	2001B	2002A	2003B	2003C
	Sales	Sales	Sales	Sales
	Tax	Tax	Tax	Tax
Revenues:				
Taxes -				
Ad valorem	\$ -	\$ -	\$ -	\$ -
Other	-	-	-	-
Licenses and permits	-	-	-	-
Intergovernmental -				
Federal grants	-	-	-	-
State funds:				
Grants	-	-	-	-
Parish transportation funds	-	-	-	-
State shared revenue	-	-	-	-
Other	-	-	-	-
Charges for services	-	-	-	-
Fines and forfeits	-	-	-	-
Investment earnings	213,054	278,753	402,251	-
Miscellaneous	-	-	-	-
Total revenues	<u>\$ 213,054</u>	<u>\$ 278,753</u>	<u>\$ 402,251</u>	<u>\$ -</u>
Expenditures:				
Current -				
General government	\$ -	\$ 129,687	\$ 179,293	\$ -
Public safety	-	-	-	-
Traffic and transportation	-	-	-	-
Streets and drainage	-	-	-	-
Urban redevelopment and housing	-	-	-	-
Cultural and recreation	-	-	-	-
Health and welfare	-	-	-	-
Economic opportunity	-	-	-	-
Economic development and assistance	-	-	-	-
Debt service:				
Principal retirement	-	-	-	-
Interest and fiscal charges	-	-	-	-
Transfer to paying agent	-	-	-	-
Capital outlay	1,605,911	650,328	173,613	114,958
Total expenditures	<u>\$ 1,605,911</u>	<u>\$ 780,015</u>	<u>\$ 352,906</u>	<u>\$ 114,958</u>
Excess (deficiency) of revenues over expenditures	<u>\$ (1,392,857)</u>	<u>\$ (501,262)</u>	<u>\$ 49,345</u>	<u>\$ (114,958)</u>
Other financing sources (uses):				
Transfers in	\$ -	\$ -	\$ -	\$ -
Transfers out	(423,240)	(789,435)	(1,204,142)	-
Transfers to component units	-	-	-	-
Bond proceeds	-	9,910,000	13,893,342	-
Transfer to paying agent	-	-	-	-
Sale of capital assets	-	-	-	-
Total other financing sources (uses)	<u>\$ (423,240)</u>	<u>\$ 9,120,565</u>	<u>\$ 12,689,200</u>	<u>\$ -</u>
Net change in fund balance	\$ (1,816,097)	\$ 8,619,303	\$ 12,738,545	\$ (114,958)
Fund balances, beginning	14,638,818	(189,066)	-	-
Fund balances, ending	<u>\$ 12,822,721</u>	<u>\$ 8,430,237</u>	<u>\$ 12,738,545</u>	<u>\$ (114,958)</u>

1999 Certificates of Indebtedness	Parish Library General Obligation Bonds	2001 Parish General Obligation Bonds	Parish General Obligation Bonds	Total
\$ -	\$ -	\$ -	\$ -	\$ 18,493,994
-	-	-	-	29,481
-	-	-	-	1,170,490
-	-	-	-	9,903,597
-	-	-	-	1,606,752
-	-	-	-	1,303,102
-	-	-	-	980,407
-	-	-	-	21,167
-	-	-	-	5,344,915
-	-	-	-	296,352
8,444	-	173,446	-	3,020,699
60	-	1,940	-	344,752
<u>\$ 8,504</u>	<u>\$ -</u>	<u>\$ 175,386</u>	<u>\$ -</u>	<u>\$ 42,515,708</u>
\$ 2,500	\$ -	\$ 42,521	\$ -	\$ 7,574,569
-	-	-	-	3,920,338
-	-	-	-	2,675,561
-	-	-	-	7,775,390
-	-	-	-	2,601,144
-	-	-	-	12,545,981
-	-	-	-	1,601,892
-	-	-	-	1,735,180
-	-	-	-	614,979
-	-	-	-	13,794,000
-	-	-	-	14,967,049
-	-	-	-	860,761
43,869	4,323	7,395,763	213,165	34,030,314
<u>\$ 46,369</u>	<u>\$ 4,323</u>	<u>\$ 7,438,284</u>	<u>\$ 213,165</u>	<u>\$ 104,697,158</u>
<u>\$ (37,865)</u>	<u>\$ (4,323)</u>	<u>\$ (7,262,898)</u>	<u>\$ (213,165)</u>	<u>\$ (62,181,450)</u>
\$ -	\$ -	\$ -	\$ -	\$ 41,797,840
-	-	-	-	(12,258,079)
-	-	-	-	(38,193)
-	-	-	-	74,594,379
-	-	-	-	(50,791,037)
-	-	-	-	2,362
<u>\$ -</u>	<u>\$ -</u>	<u>\$ -</u>	<u>\$ -</u>	<u>\$ 53,307,272</u>
\$ (37,865)	\$ (4,323)	\$ (7,262,898)	\$ (213,165)	\$ (8,874,178)
301,001	-	17,275,638	-	159,373,820
<u>\$ 263,136</u>	<u>\$ (4,323)</u>	<u>\$ 10,012,740</u>	<u>\$ (213,165)</u>	<u>\$ 150,499,642</u>

LAFAYETTE CITY-PARISH CONSOLIDATED GOVERNMENT
LAFAYETTE, LOUISIANA
DEBT SERVICE FUNDS
1961 SALES TAX BOND SINKING FUND

BUDGETARY COMPARISON SCHEDULE
For the Year Ended October 31, 2003

	Original Budget	Final Budget	Actual	Variance with Final Budget Positive (Negative)
Revenues:				
Investment income	\$ 260,000	\$ 162,814	\$ 83,537	\$ (79,277)
Miscellaneous	-	8,950	8,950	-
	<u>\$ 260,000</u>	<u>\$ 171,764</u>	<u>\$ 92,487</u>	<u>\$ (79,277)</u>
Expenditures:				
Debt service -				
Bonds retired	\$ 7,190,000	\$ 7,190,000	\$ 7,190,000	\$ -
Interest and fiscal charges	7,350,406	6,340,384	6,525,308	(184,924)
Transfer to paying agent	-	-	719,799	(719,799)
Total expenditures	<u>\$ 14,540,406</u>	<u>\$ 13,530,384</u>	<u>\$ 14,435,107</u>	<u>\$ (904,723)</u>
Deficiency of revenues over expenditures	<u>\$ (14,280,406)</u>	<u>\$ (13,358,620)</u>	<u>\$ (14,342,620)</u>	<u>\$ (984,000)</u>
Other financing sources:				
Transfers from Sales				
Tax Trust Fund	\$ 12,678,285	\$ 12,224,152	\$ 13,228,048	\$ 1,003,896
Transfer from Reserve Fund	-	-	185,936	185,936
Transfers from Sales Tax				
Bond Construction Funds	2,140,000	1,550,000	1,349,672	(200,328)
Bond proceeds	-	-	50,791,037	(50,791,037)
Transfer to paying agent	-	-	(50,791,037)	50,791,037
Total other financing sources	<u>\$ 14,818,285</u>	<u>\$ 13,774,152</u>	<u>\$ 14,763,656</u>	<u>\$ 989,504</u>
Excess of revenues and other sources over expenditures	\$ 537,879	\$ 415,532	\$ 421,036	\$ 5,504
Fund balance, beginning	<u>6,046,292</u>	<u>6,046,292</u>	<u>6,046,292</u>	<u>-</u>
Fund balance, ending	<u><u>\$ 6,584,171</u></u>	<u><u>\$ 6,461,824</u></u>	<u><u>\$ 6,467,328</u></u>	<u><u>\$ 5,504</u></u>

LAFAYETTE CITY-PARISH CONSOLIDATED GOVERNMENT
LAFAYETTE, LOUISIANA
DEBT SERVICE FUNDS
1961 SALES TAX BOND RESERVE FUND

BUDGETARY COMPARISON SCHEDULE
For the Year Ended October 31, 2003

	Original Budget	Final Budget	Actual	Variance with Final Budget Positive (Negative)
Revenues:				
Investment income	\$ 775,000	\$ 600,000	\$ 226,480	\$ (373,520)
Expenditures:				
Debt service -				
Transfer to paying agent	-	-	140,962	(140,962)
Deficiency of revenues over expenditures	<u>\$ 775,000</u>	<u>\$ 600,000</u>	<u>\$ 85,518</u>	<u>\$ (514,482)</u>
Other financing sources (uses):				
Transfers from Sales Tax Bond Construction Fund	\$ -	\$ -	\$ 562,023	\$ 562,023
Transfer to Sinking Fund	-	-	(185,936)	(185,936)
Transfers to Sales Tax Trust Fund	<u>(775,000)</u>	<u>(600,000)</u>	<u>(402,897)</u>	<u>197,103</u>
Total other financing sources (uses)	<u>\$ (775,000)</u>	<u>\$ (600,000)</u>	<u>\$ (26,810)</u>	<u>\$ 573,190</u>
Excess of revenues and other sources over expenditures and other uses	\$ -	\$ -	\$ 58,708	\$ 58,708
Fund balance, beginning	<u>14,836,639</u>	<u>14,836,639</u>	<u>14,836,639</u>	<u>-</u>
Fund balance, ending	<u>\$ 14,836,639</u>	<u>\$ 14,836,639</u>	<u>\$ 14,895,347</u>	<u>\$ 58,708</u>

LAFAYETTE CITY-PARISH CONSOLIDATED GOVERNMENT
LAFAYETTE, LOUISIANA
DEBT SERVICE FUNDS
1986 SALES TAX BOND SINKING FUND

BUDGETARY COMPARISON SCHEDULE
For the Year Ended October 31, 2003

	Original Budget	Final Budget	Actual	Variance with Final Budget Positive (Negative)
Revenues:				
Investment income	\$ 240,000	\$ 151,246	\$ 56,995	\$ (94,251)
Miscellaneous	-	-	6,481	6,481
	<u>\$ 240,000</u>	<u>\$ 151,246</u>	<u>\$ 63,476</u>	<u>\$ (87,770)</u>
Expenditures:				
Debt service -				
Bonds retired	\$ 5,445,000	\$ 5,445,000	\$ 5,445,000	\$ -
Interest coupons paid	7,458,233	7,409,028	7,409,028	-
Paying agents' fees and administrative costs	58,366	58,366	48,192	10,174
Total expenditures	<u>\$ 12,961,599</u>	<u>\$ 12,912,394</u>	<u>\$ 12,902,220</u>	<u>\$ 10,174</u>
Deficiency of revenues over expenditures	<u>\$ (12,721,599)</u>	<u>\$ (12,761,148)</u>	<u>\$ (12,838,744)</u>	<u>\$ (77,596)</u>
Other financing sources:				
Transfers from Sales				
Tax Trust Fund	\$ 11,300,755	\$ 11,657,199	\$ 11,982,884	\$ 325,685
Transfers from Sales Tax Bond Construction Funds	1,420,000	1,521,000	1,272,910	(248,090)
Total other financing sources	<u>\$ 12,720,755</u>	<u>\$ 13,178,199</u>	<u>\$ 13,255,794</u>	<u>\$ 77,595</u>
Excess (deficiency) of revenues and other sources over expenditures	\$ (844)	\$ 417,051	\$ 417,050	\$ (1)
Fund balance, beginning	<u>6,317,716</u>	<u>6,317,716</u>	<u>6,317,716</u>	<u>-</u>
Fund balance, ending	<u><u>\$ 6,316,872</u></u>	<u><u>\$ 6,734,767</u></u>	<u><u>\$ 6,734,766</u></u>	<u><u>\$ (1)</u></u>

LAFAYETTE CITY-PARISH CONSOLIDATED GOVERNMENT
LAFAYETTE, LOUISIANA
DEBT SERVICE FUNDS
1986 SALES TAX BOND RESERVE FUND

BUDGETARY COMPARISON SCHEDULE
For the Year Ended October 31, 2003

	Original Budget	Final Budget	Actual	Variance with Final Budget Positive (Negative)
Revenues:				
Investment income	\$ 675,000	\$ 550,000	\$ 310,873	\$ (239,127)
Other financing sources (uses):				
Transfers from Sales Tax Bond Construction Fund	\$ -	\$ -	\$ 878,990	\$ 878,990
Transfers to Sales Tax Trust Fund	(675,000)	(550,000)	(380,130)	169,870
Total other financing sources (uses)	\$ (675,000)	\$ (550,000)	\$ 498,860	\$ 1,048,860
Excess of revenues and other sources over expenditures and other uses	\$ -	\$ -	\$ 809,733	\$ 809,733
Fund balance, beginning	12,706,806	12,706,806	12,706,806	-
Fund balance, ending	\$ 12,706,806	\$ 12,706,806	\$ 13,516,539	\$ 809,733

LAFAYETTE CITY-PARISH CONSOLIDATED GOVERNMENT
 LAFAYETTE, LOUISIANA
 CAPITAL PROJECTS FUNDS
 1989 SALES TAX BOND CONSTRUCTION FUND

SCHEDULE OF EXPENDITURES COMPARED TO CAPITAL BUDGET
 For the Year Ended October 31, 2003

Project Authorization	Expenditures		Balance of Incomplete Projects	
	Prior Years	Current Year		
Street project: Jefferson St. Underpass	\$ 3,630	\$ 500	\$ 3,130	\$ -
Drainage project: Debaillon Coulee Phase II	53,950	20,170	33,780	-
	<u>\$ 57,580</u>	<u>\$ 20,670</u>	<u>\$ 36,910</u>	<u>\$ -</u>

LAFAYETTE CITY-PARISH CONSOLIDATED GOVERNMENT
 LAFAYETTE, LOUISIANA
 CAPITAL PROJECTS FUNDS
 1990 SALES TAX BOND CONSTRUCTION FUND

SCHEDULE OF EXPENDITURES COMPARED TO CAPITAL BUDGET
 For the Year Ended October 31, 2003

Project Authorization	Expenditures		Balance of Incomplete Projects	
	Prior Years	Current Year		
Drainage projects:				
Debaillon Coulee Phase II	\$ 53,649	\$ 543	\$ 43,796	\$ 9,310
Oak Coulee	419,810	417,703	2,105	2
North Hillary Drive Drainage Improvements	55,726	800	25,357	29,569
Canada/Demas/Domingue	39,000	-	39,000	-
	<u>\$ 568,185</u>	<u>\$ 419,046</u>	<u>\$ 110,258</u>	<u>\$ 38,881</u>

LAFAYETTE, LOUISIANA
CAPITAL PROJECTS FUNDS
1993 SALES TAX BOND CONSTRUCTION FUND

SCHEDULE OF EXPENDITURES COMPARED TO CAPITAL BUDGET
For the Year Ended October 31, 2003

Project Authorization	Expenditures		Balance of Incomplete Projects	
	Prior Years	Current Year		
Street projects:				
Eraste Landry Road Phase I Louisiana Avenue Extension Phase II	\$ 1,233,895	\$ 1,226,191	\$ 7,261	\$ 443
North St. Antoine Street Extension	500,000	477,052	1,907	21,041
	150,000	61,358	228	88,414
	<u>\$ 1,883,895</u>	<u>\$ 1,764,601</u>	<u>\$ 9,396</u>	<u>\$ 109,898</u>
Drainage projects:				
Broadmoor Coulee Phase II North Hillary Drive Drainage Improvements	\$ 30,105	\$ 5,936	\$ 5,815	\$ 18,354
Broadmoor Coulee Phase I	140,447	-	-	140,447
Debaillon Coulee Ph II	1,754,796	1,732,625	-	22,171
Lemans North Drainage	82,749	-	82,749	-
Belle Terre Coulee	135,000	135,000	(13,721)	13,721
Oak Coulee	5,134	-	-	5,134
	2,813,314	81,704	-	2,731,610
	<u>\$ 4,961,545</u>	<u>\$ 1,955,265</u>	<u>\$ 74,843</u>	<u>\$ 2,931,437</u>
	<u>\$ 6,845,440</u>	<u>\$ 3,719,866</u>	<u>\$ 84,239</u>	<u>\$ 3,041,335</u>
Amount to be funded by state grants				<u>(957,687)</u>
Amount to be funded by Lafayette Consolidated Government				<u>\$ 2,083,648</u>

LAFAYETTE CITY-PARISH CONSOLIDATED GOVERNMENT
LAFAYETTE, LOUISIANA
CAPITAL PROJECTS FUNDS
1997A SALES TAX BOND CONSTRUCTION FUND

SCHEDULE OF EXPENDITURES COMPARED TO CAPITAL BUDGET
For the Year Ended October 31, 2003

Project Authorization	Expenditures		Balance of Incomplete Projects	
	Prior Years	Current Year		
Street projects:				
South Williams Drive Extension	\$ 210,000	\$ 102,658	\$ -	\$ 107,342
I-10 Frontage Roads Northeast	158,000	128,000	30,000	-
Ambassador Caffery/ Johnston Interchange	50,000	49,407	-	593
Caffery/Congress Turn Lanes	894,939	573,374	139,042	182,523
Congress Widening at Bertrand	3,441,965	3,395,402	141	46,422
Dulles Drive Extension (To LA 93)	250,000	211,238	4,543	34,219
Devalcourt Drive Extension Phase II	374,100	373,452	648	-
Doucet Road Widening	100,000	23,111	-	76,889
Louisiana Avenue Extension Phase II - Willow/Gloria	3,500,000	1,533,392	1,910,741	55,867
North St. Antoine Extension - Pont des Mouton	500,000	58,334	5,689	435,977
	<u>\$ 9,479,004</u>	<u>\$ 6,448,368</u>	<u>\$ 2,090,804</u>	<u>\$ 939,832</u>

LAFAYETTE, LOUISIANA
CAPITAL PROJECTS FUNDS
1997B SALES TAX BOND CONSTRUCTION FUND

SCHEDULE OF EXPENDITURES COMPARED TO CAPITAL BUDGET
For the Year Ended October 31, 2003

Project Authorization	Expenditures		Balance of Incomplete Projects	
	Prior Years	Current Year		
Street projects:				
Ambassador Caffery/ Ridge Extension	\$ 109,000	\$ 100,102	\$ 8,897	\$ 1
Eraste Landry Extension - Caffery - LA93	317,484	18,511	34,521	264,452
Rue de Belier Extension	500,000	245,407	140,668	113,925
Martial Avenue Turn Lane	400,000	224,261	77,484	98,255
Louisiana Avenue Extension Phase IID-1	44,518	533	-	43,985
South College Phase I (Pinhook/Kaliste Saloom)	1,271,257	323,546	13,138	934,573
Louisiana Avenue Extension Phase IIB - Alex/I-10	500,000	-	500,000	-
Johnston/South College Turn Lanes	100,000	68,904	12,992	18,104
Jefferson Street/Vermilion/ Cypress Gateways	450,000	267,101	31,994	150,905
Eraste Landry Widening Phase I	851,587	848,343	55	3,189
Pont Des Mouton West I-49/University	500,000	474,847	14,931	10,222
South Domingue Extension Demas/Target Loop	250,000	245,737	-	4,263
St. John Reconstruction University/Cameron	161,000	24,537	-	136,463
West Willow Street - University/Ambassador Caffery	2,923,926	2,894,318	11,078	18,530
I-10 Frontage Road Northeast	50,000	5,424	-	44,576
I-10 Frontage Road Southeast	50,000	1,148	-	48,852
I-10 Frontage Road Southeast - I-49/University	148,418	-	217	148,201
	<u>\$ 8,627,190</u>	<u>\$ 5,742,719</u>	<u>\$ 845,975</u>	<u>\$ 2,038,496</u>

LAFAYETTE CITY-PARISH CONSOLIDATED GOVERNMENT
LAFAYETTE, LOUISIANA
CAPITAL PROJECTS FUNDS
1998 SALES TAX BOND CONSTRUCTION FUND

SCHEDULE OF EXPENDITURES COMPARED TO CAPITAL BUDGET
For the Year Ended October 31, 2003

Project Authorization	Expenditures		Balance of Incomplete Projects	
	Prior Years	Current Year		
Street projects:				
Ambassador Caffery/ Ridge Extension	\$ 35,000	\$ 27,686	\$ 7,314	\$ -
Eraste Landry Extension Caffery/LA 93	235,092	63,450	-	171,642
I-10 Frontage Roads - Northwest University/ Caffery	350,000	164,719	-	185,281
Southwest University/ Caffery	1,135,000	384,196	490,542	260,262
Northeast I-49/ University	473,384	397,452	42,159	33,773
Southeast I-49/ University	750,000	70,371	53,183	626,446
Louisiana Avenue Extension Phase IIA	26,616	1,709	225	24,682
Louisiana Avenue Extension Phase IIB - Alex/I-10	250,000	-	250,000	-
Eraste Landry Road Widening Phase I	3,564,908	2,541,816	254,227	768,865
Camellia at Johnston Intersection Improvements	50,000	49,020	980	-
West Pont Des Mouton Road Widening	900,000	2,846	25,835	871,319
I-10 Frontage Roads - Northeast I-10/ Louisiana Avenue	250,000	7,535	25,810	216,655
Southeast I-10/ Louisiana Avenue	250,000	4,953	14,391	230,656
City sidewalks	200,000	120,889	77,227	1,884
	<u>\$ 8,470,000</u>	<u>\$ 3,836,642</u>	<u>\$ 1,241,893</u>	<u>\$ 3,391,465</u>

(continued)

LAFAYETTE CITY-PARISH CONSOLIDATED GOVERNMENT
LAFAYETTE, LOUISIANA
CAPITAL PROJECTS FUNDS
1998 SALES TAX BOND CONSTRUCTION FUND

SCHEDULE OF EXPENDITURES COMPARED TO CAPITAL BUDGET (CONTINUED)
For the Year Ended October 31, 2003

Project Authorization	Expenditures		Balance of Incomplete Projects	
	Prior Years	Current Year		
Drainage projects:				
Coulee Ile Des Cannes - Lateral 8B	\$ 80,000	\$ 79,025	\$ 77	\$ 898
Belle Terre Coulee	1,502,866	1,134,142	15,260	353,464
Coulee Ile Des Cannes - 7 Phases II/III	810,000	805,905	4,095	-
Harwell/Shipleigh/Grand Drainage Improvements	76,000	-	76,000	-
North Hillary Drive Drainage Improvements	3,827	-	-	3,827
Coulee Mine Improvements - Phase I	2,237,834	2,218,028	19,806	-
Hanes/Ancelet Drainage	68,021	-	-	68,021
	<u>\$ 4,778,548</u>	<u>\$ 4,237,100</u>	<u>\$ 115,238</u>	<u>\$ 426,210</u>
Parks and Recreation projects:				
Multi-Purpose Field Complex	\$ 957,889	\$ 956,370	\$ 1,519	\$ -
Neyland Park Multi- Purpose Center	2,200,000	2,169,584	-	30,416
Swimming Complex (O J Mouton)	150,000	111,643	2,555	35,802
New Golf Course	2,000,000	1,995,901	4,099	-
Operation and Maintenance Building - Vieux Chenes	500,000	497,825	-	2,175
	<u>\$ 5,807,889</u>	<u>\$ 5,731,323</u>	<u>\$ 8,173</u>	<u>\$ 68,393</u>
	<u>\$ 19,056,437</u>	<u>\$ 13,805,065</u>	<u>\$ 1,365,304</u>	<u>\$ 3,886,068</u>

LAFAYETTE CITY-PARISH CONSOLIDATED GOVERNMENT
LAFAYETTE, LOUISIANA
CAPITAL PROJECTS FUNDS
1999A SALES TAX BOND CONSTRUCTION FUND

SCHEDULE OF EXPENDITURES COMPARED TO CAPITAL BUDGET
For the Year Ended October 31, 2003

Project Authorization	Expenditures		Balance of Incomplete Projects	
	Prior Years	Current Year		
Street projects:				
Ambassador Caffery at Ridge	\$ 75,000	\$ -	\$ -	\$ 75,000
East Verot School Road Widening	70,000	41,424	-	28,576
Camelia Boulevard Extension	9,000,000	8,598,192	122,825	278,983
South Domingue Extension Phase II - Ridge/ Target	75,000	9,833	-	65,167
<u>\$ 9,220,000</u>	<u>\$ 8,649,449</u>	<u>\$ 122,825</u>	<u>\$ 447,726</u>	
Drainage projects:				
Comprehensive Drain- age Analysis	\$ 200,000	\$ 109,087	\$ 3,773	\$ 87,140
Oak Coulee	49,064	-	-	49,064
Isaac Verot Lateral 2A1	936	595	341	-
<u>\$ 250,000</u>	<u>\$ 109,682</u>	<u>\$ 4,114</u>	<u>\$ 136,204</u>	
Parks and Recreation projects:				
New Golf Course Purchase/Development	\$ 1,396,280	\$ 198	\$ 1,282,708	\$ 113,374
Soccer Complex Moore Park	500,000	428,875	31,115	40,010
<u>\$ 1,896,280</u>	<u>\$ 429,073</u>	<u>\$ 1,313,823</u>	<u>\$ 153,384</u>	
<u>\$ 11,366,280</u>	<u>\$ 9,188,204</u>	<u>\$ 1,440,762</u>	<u>\$ 737,314</u>	

LAFAYETTE CITY-PARISH CONSOLIDATED GOVERNMENT
LAFAYETTE, LOUISIANA
CAPITAL PROJECTS FUNDS
1999B SALES TAX BOND CONSTRUCTION FUND

SCHEDULE OF EXPENDITURES COMPARED TO CAPITAL BUDGET
For the Year Ended October 31, 2003

	Project Authorization	Expenditures		Balance of Incomplete Projects
		Prior Years	Current Year	
Street projects:				
Ambassador Caffery at Ridge	\$ 1,034,269	\$ 274,223	\$ 184,494	\$ 575,552
Eraste Landry Extension - Caffery/LA 93	633,000	45,722	9,322	577,956
I-10 Frontage Roads - Southeast (I-49 to University)	269,000	14	-	268,986
Rue de Belier Extension - Hwy. 93	1,525,000	1,346,500	5,867	172,633
Kaliste Saloom Frontage/Phase I	1,990,713	1,519,535	174,379	296,799
South College Road Phase I - Pinhook/ Kaliste Saloom	500,000	122	-	499,878
Louisiana Avenue Extension - Phase IID Pont des Mouton/ Gloria Switch	441,489	234,703	168	206,618
Pont Des Mouton East Phase I	616,905	516,137	54,780	45,988
Eraste Landry Widening Phase II and IIA	259,000	139,727	12,090	107,183
Dulles Drive Extension (To LA 93)	270,000	237,902	9,288	22,810
Devalcourt Drive Extension	2,515,453	2,353,029	162,424	-
East Verot School Road Widening	100,000	56,179	-	43,821
Louisiana Avenue Extension - Phase IIA Willow/Alexander	4,873,384	3,758,329	978,039	137,016
North St. Antoine Street Extension - Pont Des Mouton	87,000	38	-	86,962
Louisiana Avenue Ext- ension - Phase IIB Alexander/I-10	1,100,000	30,901	1,062,854	6,245
Louisiana Avenue Ext- ension - Phase IIC I-10/ Pont Des Mouton	396,000	164,822	161,915	69,263

(continued)

LAFAYETTE CITY-PARISH CONSOLIDATED GOVERNMENT
LAFAYETTE, LOUISIANA
CAPITAL PROJECTS FUNDS
1999B SALES TAX BOND CONSTRUCTION FUND

SCHEDULE OF EXPENDITURES COMPARED TO CAPITAL BUDGET (CONTINUED)
For the Year Ended October 31, 2003

Project Authorization	Expenditures		Balance of Incomplete Projects	
	Prior Years	Current Year		
Street projects (continued):				
Luke Street Extension	259,396	257,489	-	1,907
West Pont Des Mouton Road Widening	1,716,000	184,091	200,780	1,331,129
South Domingue Exten- sion - Phase I - Demas/Ridge	402,000	210,047	78,154	113,799
<u>\$ 18,988,609</u>	<u>\$ 11,329,510</u>	<u>\$ 3,094,554</u>	<u>\$ 4,564,545</u>	
Drainage projects:				
Belle Terre Outfall	\$ 70,000	\$ 60,581	\$ 5,818	\$ 3,601
Edna Drive Coulee - Phase I and II	2,300,000	1,561,300	521,366	217,334
Coulee Ile Des Cannes - Lateral 8b	200,000	126,722	46,638	26,640
Ivanhoe Coulee Phase IIB	570,000	418,336	104,959	46,705
Canada/S. Domingue/ Conques/Demas	206,000	-	147,182	58,818
Coulee Des Poche Lateral/Merchants	1,050,000	1,019,136	-	30,864
Debaillon Coulee Phase I and II	1,000,000	52,923	110,989	836,088
Oak Coulee	750,000	710,888	26,271	12,841
McKinley/St. Mary Drainage	100,000	13,359	20,574	66,067
Hanes/Ancelet Drainage	22,221	-	-	22,221
Sunbeam Coulee	123,966	120,283	-	3,683
<u>\$ 6,392,187</u>	<u>\$ 4,083,528</u>	<u>\$ 983,797</u>	<u>\$ 1,324,862</u>	
Parks and Recreation projects:				
New Golf Course Purchase/Development	\$ 1,903,670	\$ 780,433	\$ 59,089	\$ 1,064,148
<u>\$ 27,284,466</u>	<u>\$ 16,193,471</u>	<u>\$ 4,137,440</u>	<u>\$ 6,953,555</u>	

LAFAYETTE CITY-PARISH CONSOLIDATED GOVERNMENT
LAFAYETTE, LOUISIANA
CAPITAL PROJECTS FUNDS
2000A SALES TAX BOND CONSTRUCTION FUND

SCHEDULE OF EXPENDITURES COMPARED TO CAPITAL BUDGET
For the Year Ended October 31, 2003

Project Authorization	Expenditures		Balance of Incomplete Projects
	Prior Years	Current Year	
Street projects:			
Ambassador Caffery at Ridge Intersec- tion Improvements	\$ 125,000	\$ -	\$ 125,000
I-10 Frontage Roads - Southwest Univer- sity/Caffery	300,000	1,222	23,778
Northeast I-49/ University	200,000	27,124	1,876
Southeast I-49/ University	200,000	-	200,000
South College Road Phase I - Pinhook/ Kaliste Saloom	172,500	-	172,500
Nezida/Hwy. 93 Turn Lanes	50,000	-	6,668
I-10 Frontage Road Southeast I-49/ Louisiana Avenue	100,000	-	100,000
Rue De Belier Exten- sion - Hwy. 93	300,000	37,503	262,497
Pont Des Mouton East (I-49 - LA)	75,000	155	74,845
Ambassador Caffery/ Congress Turn Lane	124,842	100,000	24,842
Doucet Road Widening	100,000	-	100,000
Louisiana Avenue Ext- ension - Phase IIB, Alex/I-10	100,000	-	100,000
Johnston/South Coll- ege Turn Lane	25,000	-	25,000
Camelia Boulevard Extension	7,346,000	2,757,739	385,188
Eraste Landry Road Extension	531,406	-	527,054
West Pont Des Mouton Road Widening	300,000	-	300,000
I-10 Frontage Road Northeast I-49/ Louisiana Avenue	100,000	-	100,000
Citywide Sidewalks	200,000	24,051	65,688
	\$ 10,349,748	\$ 2,947,794	\$ 4,932,018
			\$ 2,469,936

(continued)

LAFAYETTE CITY-PARISH CONSOLIDATED GOVERNMENT
LAFAYETTE, LOUISIANA
CAPITAL PROJECTS FUNDS
2000A SALES TAX BOND CONSTRUCTION FUND

SCHEDULE OF EXPENDITURES COMPARED TO CAPITAL BUDGET (CONTINUED)
For the Year Ended October 31, 2003

Project Authorization	Expenditures		Balance of Incomplete Projects
	Prior Years	Current Year	
Parks and Recreation projects: Recreation Center Improvements	\$ 55,095	\$ 4,709	\$ 12,913
	\$ 10,404,843	\$ 4,936,727	\$ 2,482,849

LAFAYETTE CITY-PARISH CONSOLIDATED GOVERNMENT
LAFAYETTE, LOUISIANA
CAPITAL PROJECTS FUNDS
2000B SALES TAX BOND CONSTRUCTION FUND

SCHEDULE OF EXPENDITURES COMPARED TO CAPITAL BUDGET
For the Year Ended October 31, 2003

Project Authorization	Expenditures		Balance of Incomplete Projects	
	Prior Years	Current Year		
Street projects:				
Eraste Landry Extension (Caffery/LA93)	\$ 166,000	\$ -	\$ -	\$ 166,000
I-10 Frontage NE - I-49 to University	219,000	20,449	136,451	62,100
Doc Duhon/Robley	1,000,000	971,516	15,043	13,441
Kaliste Saloom Collector Road Phase II	694,633	694,546	87	-
Kaliste Saloom Collector Road Phase I	3,204,000	419,954	1,504,676	1,279,370
South College Extension - Phase I - Pinhook/Kaliste Saloom	27,500	-	-	27,500
Bluebird Drive Extension - Ambassador/ Beaulieu	1,876,000	973,421	413,726	488,853
Nezida/Hwy. 93 Turn Lanes	30,000	276	23,103	6,621
Canada/S. Domingue/Conques/Demas	10,000	-	-	10,000
Dulles Drive Extension	196,000	151,904	38,221	5,875
Eraste Landry Extension	418,594	54	-	418,540
West Pont Des Mouton Road Widening	100,000	-	-	100,000
South Domingue Extension - Phase II - Ridge/Target	100,000	124	40,553	59,323
Jefferson Street Underpass Improvements	719,000	65,587	639,919	13,494
	<u>\$ 8,760,727</u>	<u>\$ 3,297,831</u>	<u>\$ 2,811,779</u>	<u>\$ 2,651,117</u>

(continued)

LAFAYETTE CITY-PARISH CONSOLIDATED GOVERNMENT
LAFAYETTE, LOUISIANA
CAPITAL PROJECTS FUNDS
2000B SALES TAX BOND CONSTRUCTION FUND

SCHEDULE OF EXPENDITURES COMPARED TO CAPITAL BUDGET (CONTINUED)
For the Year Ended October 31, 2003

Project Authorization	Expenditures		Balance of Incomplete Projects	
	Prior Years	Current Year		
Drainage projects:				
Belle Terre Outfall- Phase II	\$ 400,000	\$ 4	\$ 60	\$ 399,936
Edna Drive Coulee - Phase II	200,000	93,368	97,182	9,450
Coulee Ile Des Cannes - Lateral 8B	100,000	600	-	99,400
Fanny Drive Coulee	110,000	53,712	38,570	17,718
Felicie Drive Drain- age	200,000	-	-	200,000
Coulee Ile Des Cannes - Lateral 7	850,000	357,475	178,785	313,740
Coulee Des Poches	1,000,000	906,809	14,019	79,172
Broadmoor Coulee - Phase I, II, III	100,000	49,049	-	50,951
Oak Coulee	340,000	-	427	339,573
Walker Road Drainage	25,000	2,510	14,928	7,562
Stone Avenue Outfall	30,000	-	2,879	27,121
Hanes/Ancelet Drainage	177,806	-	-	177,806
West Farrell Road Outfall Improve- ments	100,000	40,153	1,754	58,093
	<u>\$ 3,632,806</u>	<u>\$ 1,503,680</u>	<u>\$ 348,604</u>	<u>\$ 1,780,522</u>
Parks and Recreation projects:				
Recreation Center Improvements	\$ 44,905	\$ 23,392	\$ 5,289	\$ 16,224
	<u>\$ 12,438,438</u>	<u>\$ 4,824,903</u>	<u>\$ 3,165,672</u>	<u>\$ 4,447,863</u>

LAFAYETTE CITY-PARISH CONSOLIDATED GOVERNMENT
LAFAYETTE, LOUISIANA
CAPITAL PROJECTS FUNDS
2001A SALES TAX BOND CONSTRUCTION FUND

SCHEDULE OF EXPENDITURES COMPARED TO CAPITAL BUDGET
For the Year Ended October 31, 2003

Project Authorization	Expenditures		Balance of Incomplete Projects	
	Prior Years	Current Year		
Street projects:				
Ambassador Caffery at Ridge Intersec- tion Improvements	\$ 543,000	\$ -	\$ -	\$ 543,000
E. Landry Road Ext- ension (Caffery/LA 93)	98,000	-	-	98,000
I-10 Frontage Roads- Southwest Univer- sity/Caffery	1,874,000	-	230,344	1,643,656
Northeast I-49/ University	141,000	-	141,000	-
Kaliste Saloom Collector - PHI (Settlers Trace)	300,000	290,250	9,750	-
Pont Des Mouton East	300,000	-	-	300,000
Louisiana Avenue Ext- ension - Phase IIB (Alex/I-10)	2,201,000	-	616,486	1,584,514
Louisiana Avenue Ext- ension - Phase IIC P Mton/Marv	3,900,000	27,042	-	3,872,958
Johnston at South College Intersec- tion Improvements	316,000	35,653	123,434	156,913
Camellia Boulevard Extension Phase II	9,704,000	2,025,118	1,869,452	5,809,430
Bacque Crescent/Irene Circle	150,000	-	-	150,000
South Domingue/Caff- ery Connection	100,000	2,991	1,511	95,498
<u>\$ 19,627,000</u>	<u>\$ 2,381,054</u>	<u>\$ 2,991,977</u>	<u>\$ 14,253,969</u>	

(continued)

LAFAYETTE CITY-PARISH CONSOLIDATED GOVERNMENT
LAFAYETTE, LOUISIANA
CAPITAL PROJECTS FUNDS
2001A SALES TAX BOND CONSTRUCTION FUND

SCHEDULE OF EXPENDITURES COMPARED TO CAPITAL BUDGET (CONTINUED)
For the Year Ended October 31, 2003

Project Authorization	Expenditures		Balance of Incomplete Projects	
	Prior Years	Current Year		
Drainage projects:				
Bonnie Drive Outfall	\$ 145,000	\$ 138,383	\$ 50	\$ 6,567
Belle Terre Outfall Phase II	197,000	-	-	197,000
Harwell/Shipleigh/ Grand Improvements	250,000	-	128,700	121,300
Debaillon Coulee Phase I and II	375,000	-	211,198	163,802
Alonda Drive Coulee Wall	30,000	-	30,000	-
Comprehensive Drain- age Analysis	100,000	-	-	100,000
Bois De Lafayette Drainage Improve- ments	125,000	121,495	3,505	-
	<u>\$ 1,222,000</u>	<u>\$ 259,878</u>	<u>\$ 373,453</u>	<u>\$ 588,669</u>
	<u>\$ 20,849,000</u>	<u>\$ 2,640,932</u>	<u>\$ 3,365,430</u>	<u>\$ 14,842,638</u>

LAFAYETTE CITY-PARISH CONSOLIDATED GOVERNMENT
LAFAYETTE, LOUISIANA
CAPITAL PROJECTS FUNDS
2001B SALES TAX BOND CONSTRUCTION FUND

SCHEDULE OF EXPENDITURES COMPARED TO CAPITAL BUDGET
For the Year Ended October 31, 2003

Project Authorization	Expenditures		Balance of Incomplete Projects	
	Prior Years	Current Year		
Street projects:				
Starling Lane Extension	\$ 800,000	\$ -	\$ -	\$ 800,000
I-10 Frontage Road Northeast I-49/ University	206,000	-	104,501	101,499
Rue De Belier Extension, Hwy. 93 - Phase I	3,059,000	2,858	-	3,056,142
Doc Duhon/Robley	1,511,000	36,964	233,367	1,240,669
Bluebird Drive Extension	900,000	-	-	900,000
Caffery/Congress Turn Lanes	1,297,219	83,565	1,079,921	133,733
Streetscape II-A-I Jeff/Ver/Cy	1,700,000	229,754	45,164	1,425,082
West Pont Des Mouton Road Widening	3,625,000	-	-	3,625,000
<u>\$ 13,098,219</u>	<u>\$ 353,141</u>	<u>\$ 1,462,953</u>	<u>\$ 11,282,125</u>	
Drainage projects:				
Dupuis/Acorn Drainage	\$ 775,000	\$ 14,810	\$ 2,024	\$ 758,166
Regional Detention Basins	50,000	-	50,000	-
Belle Terre Outfall	30,000	-	-	30,000
Maryview Farm Drainage Phase III (Moss)	400,000	22,126	23,494	354,380
<u>\$ 1,255,000</u>	<u>\$ 36,936</u>	<u>\$ 75,518</u>	<u>\$ 1,142,546</u>	

(continued)

LAFAYETTE CITY-PARISH CONSOLIDATED GOVERNMENT
LAFAYETTE, LOUISIANA
CAPITAL PROJECTS FUNDS
2001B SALES TAX BOND CONSTRUCTION FUND

SCHEDULE OF EXPENDITURES COMPARED TO CAPITAL BUDGET (CONTINUED)
For the Year Ended October 31, 2003

Project Authorization	Expenditures		Balance of Incomplete Projects	
	Prior Years	Current Year		
Parks and Recreation projects:				
Multi-Purpose Field Complex	\$ 125,000	\$ -	\$ 67,440	\$ 57,560
Recreation Center Improvements	75,000	-	-	75,000
	<u>\$ 200,000</u>	<u>\$ -</u>	<u>\$ 67,440</u>	<u>\$ 132,560</u>
	<u>\$ 14,553,219</u>	<u>\$ 390,077</u>	<u>\$ 1,605,911</u>	<u>\$ 12,557,231</u>

LAFAYETTE CITY-PARISH CONSOLIDATED GOVERNMENT
LAFAYETTE, LOUISIANA
CAPITAL PROJECTS FUNDS
2002A SALES TAX BOND CONSTRUCTION FUND

SCHEDULE OF EXPENDITURES COMPARED TO CAPITAL BUDGET
For the Year Ended October 31, 2003

Project	Expenditures		Balance of Incomplete Projects
	Prior Years	Current Year	
Street projects:			
Ambassador Caffery			
Noise Abatement	\$ 453,000	\$ -	\$ 395,000
Doc Duhon/Robley	2,393,000	189,066	2,167,038
East Pt Des Mouton Rd			
Widening	884,000	-	488,125
Eraste Landry Road			
Widening Phase II	3,795,000	-	3,641,860
E. Verot School Rd.			
Widening	125,000	-	125,000
N. St. Antoine St. Ext			
Pt. Mouton	100,000	-	100,000
Camellia Sound Abatement	800,000	-	800,000
Dulles Dr. Ext. to LA93	204,000	-	197,583
Citywide Sidewalks	100,000	-	100,000
	<u>\$ 8,854,000</u>	<u>\$ 189,066</u>	<u>\$ 8,014,606</u>
Parks and Recreation project:			
Recreation Center			
Improvements	90,643	-	90,643
	<u>\$ 8,944,643</u>	<u>\$ 189,066</u>	<u>\$ 8,105,249</u>

LAFAYETTE CITY-PARISH CONSOLIDATED GOVERNMENT
LAFAYETTE, LOUISIANA
CAPITAL PROJECTS FUNDS
2003B SALES TAX BOND CONSTRUCTION FUND

SCHEDULE OF EXPENDITURES COMPARED TO CAPITAL BUDGET
For the Year Ended October 31, 2003

Project Authorization	Expenditures		Balance of Incomplete Projects
	Prior Years	Current Year	
Street projects:			
Rue de Belier Ext. (Hwy 93) Phase I	\$ 665,000	\$ -	\$ 665,000
South College Ext. Phase I (Pinhook/Kaliste Saloom)	800,000	-	800,000
Louisiana Ave. Ext Ph. II - C Mouton	1,400,000	-	1,400,000
Camellia Boulevard Ext.	3,600,000	-	3,507,065
West Point Des Mouton Road Widening	2,159,000	-	2,159,000
South Domingue/Caffery Connection	200,000	-	200,000
South Domingue Ext. Ph I Demas/Ridge	300,000	-	286,742
South Domingue Ext. Ph II - Ridge/Target	300,000	-	300,000
\$ 9,424,000	\$ -	\$ 106,193	\$ 9,317,807
Drainage projects:			
Regional Detention Basins	\$ 50,000	\$ -	\$ 50,000
Belle Terre Outfall	17,800	-	17,800
Edna Drive Coulee Ph. III	25,000	-	15,712
Coulee Ile des Cannes, Lat-8B	100,000	-	100,000
Coulee Ile des Cannes, Lat-7	1,200,000	-	1,200,000
Canada/Demas/Domingue Drainage	111,000	-	111,000
Walker Road Drainage	1,459,000	-	1,459,000
Comprehensive Drainage Analysis	100,000	-	100,000
\$ 3,062,800	\$ -	\$ 65,712	\$ 2,997,088
Parks and Recreation projects:			
Park Improvements-Citywide	\$ 100,000	\$ -	\$ 1,708
Park Parking Lot Improvements Citywide	50,000	-	50,000
Recreation Center Improvements	9,357	-	9,357
\$ 159,357	\$ -	\$ 1,708	\$ 157,649
\$ 12,646,157	\$ -	\$ 173,613	\$ 12,472,544
	- 195 -		

LAFAYETTE CITY-PARISH CONSOLIDATED GOVERNMENT
 LAFAYETTE, LOUISIANA
 CAPITAL PROJECTS FUNDS
 2003C SALES TAX BOND CONSTRUCTION FUND

SCHEDULE OF EXPENDITURES COMPARED TO CAPITAL BUDGET
 For the Year Ended October 31, 2003

Project Authorization	Expenditures		Balance of Incomplete Projects	
	Prior Years	Current Year		
Street projects:				
Doc Duhon/Robley Louisiana Ave. Ext.	\$ 4,846,000	\$ -	\$ 10,024	\$ 4,835,976
Point des Mouton/ Gloria Switch	350,000	-	-	350,000
	<u>\$ 5,196,000</u>	<u>\$ -</u>	<u>\$ 10,024</u>	<u>\$ 5,185,976</u>
Drainage projects:				
Regional Detention Basins	\$ 300,000	\$ -	\$ 30,000	\$ 270,000
Sunbeam Coulee	15,000	-	4,313	10,687
	<u>\$ 315,000</u>	<u>\$ -</u>	<u>\$ 34,313</u>	<u>\$ 280,687</u>
Other projects:				
New Golf Course	\$ 1,465,000	\$ -	\$ 70,621	\$ 1,394,379
	<u>\$ 6,976,000</u>	<u>\$ -</u>	<u>\$ 114,958</u>	<u>\$ 6,861,042</u>

LAFAYETTE CITY-PARISH CONSOLIDATED GOVERNMENT
 LAFAYETTE, LOUISIANA
 CAPITAL PROJECTS FUNDS
 1999 CERTIFICATES OF INDEBTEDNESS FUND

SCHEDULE OF EXPENDITURES COMPARED TO CAPITAL BUDGET
 For the Year Ended October 31, 2003

Project Authorization	Expenditures		Balance of Incomplete Projects
	Prior Years	Current Year	
Projects:			
Parish Courthouse Improvements	\$ 305,535	\$ 120,381	\$ 43,869
Adult Correction Facility Improvements	528,527	528,526	-
	<u>\$ 834,062</u>	<u>\$ 648,907</u>	<u>\$ 43,869</u>
			<u>\$ 141,286</u>

LAFAYETTE CITY-PARISH CONSOLIDATED GOVERNMENT
 LAFAYETTE, LOUISIANA
 CAPITAL PROJECTS FUNDS
 PARISH LIBRARY GOB CONSTRUCTION

SCHEDULE OF EXPENDITURES COMPARED TO CAPITAL BUDGET
 For the Year Ended October 31, 2003

Project Authorization	Expenditures		Balance of Incomplete Projects
	Prior Years	Current Year	
Projects:			
Regional Branch 38,000 Sq. Ft.	\$ 5,117,000	\$ -	\$ 5,115,377
Regional Branch 10,000 Sq. Ft.	1,018,000	-	1,015,300
Regional Branch 12,000 Sq. Ft.	1,165,000	-	1,165,000
	<u>\$ 7,300,000</u>	<u>\$ -</u>	<u>\$ 7,295,677</u>

LAFAYETTE CITY-PARISH CONSOLIDATED GOVERNMENT
LAFAYETTE, LOUISIANA
CAPITAL PROJECTS FUNDS
2001 GENERAL OBLIGATION BOND FUND

SCHEDULE OF EXPENDITURES COMPARED TO CAPITAL BUDGET
For the Year Ended October 31, 2003

Project Authorization	Expenditures		Balance of Incomplete Projects	
	Prior Years	Current Year		
Street projects:				
Bridge Improvements - Bayou Tortue	\$ 126,600	\$ -	\$ -	\$ 126,600
Ambassador Caffery Noise Abatement	700,000	-	4,373	695,627
Simcoe Street Corri- dor	800,000	-	-	800,000
West Bayou Parkway Overlay	250,000	-	87,202	162,798
Roads Reconstruction- Phase I - Resurf- acing	5,004,000	96	4,738,533	265,371
Bridge Improvements - Argus Road	117,600	7,719	16,880	93,001
Bridge Improvements - Beau Basin at Ver- million River	111,182	111,057	125	-
Bridge Improvements - Industrial Parkway	300,000	-	-	300,000
Bridge Improvements - Sayoy Road at Anslem Coulee	197,840	14,032	128,813	54,995
Lajaunie Road	100,000	7,297	1,403	91,300
La Neuville Road	200,000	35,446	16,949	147,605
Landry Road	162,000	-	35,791	126,209
West Congress	48,000	-	12,761	35,239
Landry Road and West Congress	-	14,661	(14,661)	-
Roads - New Construc- tion - Phase 1A	705,800	30,118	60,818	614,864
Roads - New Construc- tion - Phase 1B	655,500	17,111	16,512	621,877
Roads - New Construc- tion - Phase 1C	246,700	5,203	213,078	28,419
<u>\$ 9,725,222</u>	<u>\$ 242,740</u>	<u>\$ 5,318,577</u>	<u>\$ 4,163,905</u>	

(continued)

LAFAYETTE CITY-PARISH CONSOLIDATED GOVERNMENT
LAFAYETTE, LOUISIANA
CAPITAL PROJECTS FUNDS
2001 GENERAL OBLIGATION BOND FUND

SCHEDULE OF EXPENDITURES COMPARED TO CAPITAL BUDGET (CONTINUED)
For the Year Ended October 31, 2003

Project Authorization	Expenditures		Balance of Incomplete Projects	
	Prior Years	Current Year		
Drainage projects:				
Webb Coulee - Terry Drive	\$ 200,000	\$ 27,651	\$ -	\$ 172,349
Wadsworth/Longfellow Drainage Improve- ments	300,000	24,750	19	275,231
Cypress Bayou	100,000	8,248	60,467	31,285
Edith Bayou	300,000	11,322	33,079	255,599
Ile Des Cannes - Phase V/RCH VI	2,615,726	42,227	88,053	2,485,446
Shenandoah Subdivi- sion Drainage Imp- rovements	500,000	10,344	6,750	482,906
	<u>\$ 4,015,726</u>	<u>\$ 124,542</u>	<u>\$ 188,368</u>	<u>\$ 3,702,816</u>
Building projects:				
Lafayette Parish Courthouse Improve- ments	\$ 500,000	\$ -	\$ 94,795	\$ 405,205
Parish Jail Facility Improvements	2,180,000	98,000	1,246,259	835,741
Parish Recreation Improvements	383,000	5,000	47,764	330,236
	<u>\$ 3,063,000</u>	<u>\$ 103,000</u>	<u>\$ 1,388,818</u>	<u>\$ 1,571,182</u>
Other:				
Parish Volunteer Fire Departments	\$ 500,000	\$ -	\$ 500,000	\$ -
	<u>\$ 17,303,948</u>	<u>\$ 470,282</u>	<u>\$ 7,395,763</u>	<u>\$ 9,437,903</u>
Amount to be funded by others				(765,726)
				<u>\$ 8,672,177</u>

LAFAYETTE CITY-PARISH CONSOLIDATED GOVERNMENT
 LAFAYETTE, LOUISIANA
 CAPITAL PROJECTS FUNDS
 PARISH GOB CONSTRUCTION

SCHEDULE OF EXPENDITURES COMPARED TO CAPITAL BUDGET
 For the Year Ended October 31, 2003

Project Authorization	Expenditures		Balance of Incomplete Projects
	Prior Years	Current Year	
Drainage projects:			
Canada/Domingue/Conque Drainage	\$ 350,000	\$ -	\$ 13,165
			\$ 336,835
Other:			
VFD Fire Trucks	200,000	-	200,000
	\$ 550,000	\$ -	\$ 213,165
			\$ 336,835

LAFAYETTE CITY-PARISH CONSOLIDATED GOVERNMENT
LAFAYETTE, LOUISIANA

COMBINING STATEMENT OF NET ASSETS
NONMAJOR ENTERPRISE FUNDS
October 31, 2003

	Environmental Services Disposal	Animal Control Shelter	Total Nonmajor Enterprise Funds
ASSETS			
CURRENT ASSETS			
Cash	\$ 200	\$ 3,943	\$ 4,143
Investments	-	108,819	108,819
Accrued interest receivable	-	963	963
Accounts receivable, net	1,779,073	10,384	1,789,457
Due from other funds	-	1,131	1,131
Total current assets	<u>\$ 1,779,273</u>	<u>\$ 125,240</u>	<u>\$ 1,904,513</u>
NONCURRENT ASSETS			
Capital assets:			
Land	\$ 3,147,688	\$ -	\$ 3,147,688
Buildings and site improvements, net	247,545	-	247,545
Equipment, net	717,828	144,505	862,333
Total noncurrent assets	<u>\$ 4,113,061</u>	<u>\$ 144,505</u>	<u>\$ 4,257,566</u>
Total assets	<u>\$ 5,892,334</u>	<u>\$ 269,745</u>	<u>\$ 6,162,079</u>
LIABILITIES AND NET ASSETS			
CURRENT LIABILITIES			
Cash overdraft	\$ 1,806,714	\$ -	\$ 1,806,714
Accounts payable	496,635	3,559	500,194
Accrued salaries and benefits	11,218	3,964	15,182
Other payables	5,580		5,580
Due to other funds	-	-	-
Accrued compensated absences	49,665	43,813	93,478
Total current liabilities	<u>\$ 2,369,812</u>	<u>\$ 51,336</u>	<u>\$ 2,421,148</u>
NONCURRENT LIABILITIES			
Accrued compensated absences	<u>\$ 7,175</u>	<u>\$ -</u>	<u>\$ 7,175</u>
NET ASSETS			
Invested in capital assets, net of related debt	\$ 4,113,061	\$ 144,505	\$ 4,257,566
Unrestricted	(597,714)	73,904	(523,810)
Total net assets	<u>\$ 3,515,347</u>	<u>\$ 218,409</u>	<u>\$ 3,733,756</u>
Total liabilities and net assets	<u>\$ 5,892,334</u>	<u>\$ 269,745</u>	<u>\$ 6,162,079</u>

LAFAYETTE CITY-PARISH CONSOLIDATED GOVERNMENT
LAFAYETTE, LOUISIANA

COMBINING STATEMENT OF REVENUES, EXPENSES,
AND CHANGES IN NET ASSETS
NONMAJOR ENTERPRISE FUNDS

For the Year Ended October 31, 2003

	Environmental Services Disposal	Animal Control Shelter	Total Nonmajor Enterprise Funds
Operating revenues:			
Charges for services	\$ 7,238,930	\$ 185,525	\$ 7,424,455
Miscellaneous	25,731	-	25,731
Total operating revenues	<u>\$ 7,264,661</u>	<u>\$ 185,525</u>	<u>\$ 7,450,186</u>
Operating expenses:			
Production, collection and cost of services	\$ 6,767,026	\$ 515,994	\$ 7,283,020
Administrative and general	609,156	220,100	829,256
Depreciation	138,203	54,258	192,461
Total operating expenses	<u>\$ 7,514,385</u>	<u>\$ 790,352</u>	<u>\$ 8,304,737</u>
Operating loss	<u>\$ (249,724)</u>	<u>\$ (604,827)</u>	<u>\$ (854,551)</u>
Nonoperating revenues (expenses):			
Investment earnings	\$ -	\$ 2,636	\$ 2,636
Gain (loss) on disposal of assets (net)	(2,409)	(911)	(3,320)
Total nonoperating revenues (expenses)	<u>\$ (2,409)</u>	<u>\$ 1,725</u>	<u>\$ (684)</u>
Loss before contributions and transfers	\$ (252,133)	\$ (603,102)	\$ (855,235)
Capital contributions	36,797	-	36,797
Transfers in	<u>-</u>	<u>603,102</u>	<u>603,102</u>
Change in net assets	\$ (215,336)	\$ -	\$ (215,336)
Net assets, beginning	<u>3,730,683</u>	<u>218,409</u>	<u>3,949,092</u>
Net assets, ending	<u><u>\$ 3,515,347</u></u>	<u><u>\$ 218,409</u></u>	<u><u>\$ 3,733,756</u></u>

LAFAYETTE CITY-PARISH CONSOLIDATED GOVERNMENT
LAFAYETTE, LOUISIANA

COMBINING STATEMENT OF CASH FLOWS
NONMAJOR ENTERPRISE FUNDS
For the Year Ended October 31, 2003

	Environmental Services Disposal	Animal Control Shelter	Total Nonmajor Enterprise Funds
CASH FLOWS FROM OPERATING ACTIVITIES			
Receipts from customers	\$ 7,122,579	\$ 184,417	\$ 7,306,996
Payments to suppliers for goods and services	(6,399,539)	(177,377)	(6,576,916)
Payments to employees	(753,441)	(327,727)	(1,081,168)
Internal activity - payments to other funds	(154,366)	(220,100)	(374,466)
Other receipts	25,731	-	25,731
Net cash used by operating activities	<u>\$ (159,036)</u>	<u>\$ (540,787)</u>	<u>\$ (699,823)</u>
CASH FLOWS FROM NONCAPITAL FINANCING ACTIVITIES			
Increase in cash overdraft	\$ 159,036	\$ -	\$ 159,036
Transfers in	-	551,404	551,404
Net cash provided by noncapital financing activities	<u>\$ 159,036</u>	<u>\$ 551,404</u>	<u>\$ 710,440</u>
CASH FLOWS FROM INVESTING ACTIVITIES			
Interest earnings	\$ -	\$ 2,706	\$ 2,706
Purchases of investments	-	(13,863)	(13,863)
Net cash used by investing activities	<u>\$ -</u>	<u>\$ (11,157)</u>	<u>\$ (11,157)</u>
Net increase in cash and cash equivalents	\$ -	\$ (540)	\$ (540)
Balances, beginning of the year	<u>200</u>	<u>4,483</u>	<u>4,683</u>
Balances, end of the year	<u><u>\$ 200</u></u>	<u><u>\$ 3,943</u></u>	<u><u>\$ 4,143</u></u>
RECONCILIATION OF OPERATING INCOME TO NET			
CASH PROVIDED (USED) BY OPERATING ACTIVITIES			
Operating loss	\$ (249,724)	\$ (604,827)	\$ (854,551)
Adjustments to reconcile operating loss to net cash used by operating activities:			
Depreciation	138,203	54,258	192,461
Provision for bad debts	27,768	-	27,768
Change in assets and liabilities:			
Receivables	(25,056)	(1,108)	(26,164)
Accounts and other payables	(50,227)	10,890	(39,337)
Net cash used by operating activities	<u>\$ (159,036)</u>	<u>\$ (540,787)</u>	<u>\$ (699,823)</u>
Noncash investing, capital and financing activities:			
Capital assets contributed	<u>\$ 36,797</u>	<u>\$ -</u>	<u>\$ 36,797</u>

This page intentionally left blank.

LAFAYETTE CITY-PARISH CONSOLIDATED GOVERNMENT
LAFAYETTE, LOUISIANA

COMBINING STATEMENT OF NET ASSETS
INTERNAL SERVICE FUNDS
October 31, 2003

	Central Vehicle Maintenance	Central Printing	Self- Insurance
ASSETS			
CURRENT ASSETS			
Cash	\$ 37,384	\$ 992	\$ 98,745
Investments	1,056,434	25,252	2,796,022
Accrued interest receivable	9,346	224	24,736
Inventories, net	403,509	28,718	-
Accounts receivable, net	481	11,800	12,571
Due from other funds	-	-	89,715
Prepaid items	-	84,642	-
Total current assets	\$ 1,507,154	\$ 151,628	\$ 3,021,789
NONCURRENT ASSETS			
Capital assets:			
Buildings, net	\$ 343,257	\$ -	\$ -
Equipment, net	298,340	42,670	-
Total noncurrent assets	\$ 641,597	\$ 42,670	\$ -
Total assets	\$ 2,148,751	\$ 194,298	\$ 3,021,789
LIABILITIES AND NET ASSETS			
CURRENT LIABILITIES			
Cash overdraft	\$ -	\$ -	\$ -
Accounts payable	213,654	7,346	350,655
Accrued salaries and benefits	20,884	1,699	-
Due to other funds	37,657	-	-
Unpaid claims liability	-	-	2,889,848
Accrued compensated absences	92,686	6,145	-
Total current liabilities	\$ 364,881	\$ 15,190	\$ 3,240,503
NONCURRENT LIABILITIES			
Claims payable	\$ -	\$ -	\$ 2,627,123
Accrued compensated absences	322,183	-	-
Total noncurrent liabilities	\$ 322,183	\$ -	\$ 2,627,123
NET ASSETS			
Invested in capital assets, net of related debt	\$ 641,597	\$ 42,670	\$ -
Unrestricted (deficit)	820,090	136,438	(2,845,837)
Total net assets	\$ 1,461,687	\$ 179,108	\$ (2,845,837)
Total liabilities and net assets	\$ 2,148,751	\$ 194,298	\$ 3,021,789

Group Hospital- ization	Total
\$ -	\$ 137,121
1,406,423	5,284,131
12,442	46,748
-	432,227
209,076	233,928
103,490	193,205
-	84,642
<u>\$ 1,731,431</u>	<u>\$ 6,412,002</u>

\$ -	\$ 343,257
-	341,010
<u>\$ -</u>	<u>\$ 684,267</u>
<u>\$ 1,731,431</u>	<u>\$ 7,096,269</u>

\$ 137,774	\$ 137,774
77,934	649,589
2,950	25,533
-	37,657
2,321,100	5,210,948
-	98,831
<u>\$ 2,539,758</u>	<u>\$ 6,160,332</u>

\$ -	\$ 2,627,123
-	322,183
<u>\$ -</u>	<u>\$ 2,949,306</u>

\$ -	\$ 684,267
(808,327)	(2,697,636)
<u>\$ (808,327)</u>	<u>\$ (2,013,369)</u>
<u>\$ 1,731,431</u>	<u>\$ 7,096,269</u>

LAFAYETTE CITY-PARISH CONSOLIDATED GOVERNMENT
LAFAYETTE, LOUISIANA

COMBINING STATEMENT OF REVENUES, EXPENSES,
AND CHANGES IN NET ASSETS
INTERNAL SERVICE FUNDS

For the Year Ended October 31, 2003

	Central Vehicle Maintenance	Central Printing	Self- Insurance
Operating revenues:			
Charges for services	\$ 4,088,229	\$ 358,375	\$ 4,289,051
Miscellaneous	237	-	1,077,666
Total operating revenues	\$ 4,088,466	\$ 358,375	\$ 5,366,717
Operating expenses:			
Cost of services rendered	\$ 3,939,656	\$ 324,572	\$ 6,181,624
Depreciation	104,512	12,069	-
Total operating expenses	\$ 4,044,168	\$ 336,641	\$ 6,181,624
Operating income (loss)	\$ 44,298	\$ 21,734	\$ (814,907)
Nonoperating revenues (expenses):			
Investment earnings	\$ 449	\$ 418	\$ 6,659
Gain (loss) on disposal of assets (net)	(486)	-	-
Total nonoperating revenues (expenses)	\$ (37)	\$ 418	\$ 6,659
Income (loss) before contributions	\$ 44,261	\$ 22,152	\$ (808,248)
Capital contributions	63,254	5,199	-
Change in net assets	\$ 107,515	\$ 27,351	\$ (808,248)
Net assets, beginning	1,354,172	151,757	(2,037,589)
Net assets, ending	\$ 1,461,687	\$ 179,108	\$ (2,845,837)

Group Hospital- ization	Total
\$ 10,835,430	\$ 19,571,085
257,470	1,335,373
<u>\$ 11,092,900</u>	<u>\$ 20,906,458</u>
\$ 12,270,881	\$ 22,716,733
-	116,581
<u>\$ 12,270,881</u>	<u>\$ 22,833,314</u>
<u>\$ (1,177,981)</u>	<u>\$ (1,926,856)</u>
\$ 137,231	\$ 144,757
-	(486)
<u>\$ 137,231</u>	<u>\$ 144,271</u>
\$ (1,040,750)	\$ (1,782,585)
-	68,453
<u>\$ (1,040,750)</u>	<u>\$ (1,714,132)</u>
232,423	(299,237)
<u>\$ (808,327)</u>	<u>\$ (2,013,369)</u>

LAFAYETTE CITY-PARISH CONSOLIDATED GOVERNMENT
LAFAYETTE, LOUISIANA

COMBINING STATEMENT OF CASH FLOWS
INTERNAL SERVICE FUNDS
For the Year Ended October 31, 2003

	<u>Central Vehicle Maintenance</u>	<u>Central Printing</u>	<u>Self- Insurance</u>
CASH FLOWS FROM OPERATING ACTIVITIES			
Receipts from insured	\$ -	\$ -	\$ 4,200,120
Receipts from customers	4,088,198	360,267	-
Payments to suppliers for goods and services	(2,609,135)	(217,502)	(3,072,058)
Payments to employees	(1,319,492)	(101,707)	-
Payments for claims	-	-	(3,416,247)
Other receipts	237	-	658,058
Net cash provided (used) by operating activities	<u>\$ 159,808</u>	<u>\$ 41,058</u>	<u>\$ (1,630,127)</u>
CASH FLOWS FROM NONCAPITAL FINANCING ACTIVITIES			
Increase (decrease) in cash overdraft	\$ -	\$ (15,109)	\$ -
CASH FLOWS FROM INVESTING ACTIVITIES			
Interest earnings	\$ 19,771	\$ 195	\$ 100,108
Sales (purchases) of investments	(183,443)	(25,252)	1,430,375
Net cash provided (used) by investing activities	<u>\$ (163,672)</u>	<u>\$ (25,057)</u>	<u>\$ 1,530,483</u>
Net increase in cash and cash equivalents	\$ (3,864)	\$ 892	\$ (99,644)
Balances, beginning of the year	<u>41,248</u>	<u>100</u>	<u>198,389</u>
Balances, end of the year	<u>\$ 37,384</u>	<u>\$ 992</u>	<u>\$ 98,745</u>
RECONCILIATION OF OPERATING INCOME (LOSS) TO NET CASH PROVIDED (USED) BY OPERATING ACTIVITIES			
Operating income (loss)	\$ 44,298	\$ 21,734	\$ (814,907)
Adjustments to reconcile operating income (loss) to net cash provided (used) by operating activities:			
Depreciation	104,512	12,069	-
Change in assets and liabilities:			
Receivables, net	(31)	1,317	68,494
Due from other funds, net	-	576	(88,931)
Inventories	(137,086)	(3,450)	-
Prepaid items	-	8,751	-
Accounts and other payables	148,115	61	(794,783)
Net cash provided (used) by operating activities	<u>\$ 159,808</u>	<u>\$ 41,058</u>	<u>\$ (1,630,127)</u>
Noncash investing, capital and financing activities:			
Capital assets contributed	<u>\$ 63,254</u>	<u>\$ 5,199</u>	<u>\$ -</u>

Group Hospital- ization	Total
\$ 10,766,369	\$ 14,966,489
-	4,448,465
(706,912)	(6,605,607)
(210,022)	(1,631,221)
(11,183,790)	(14,600,037)
<u>808,368</u>	<u>1,466,663</u>
<u>\$ (525,987)</u>	<u>\$ (1,955,248)</u>
<u>\$ (300,232)</u>	<u>\$ (315,341)</u>
\$ 181,815	\$ 301,889
<u>644,404</u>	<u>1,866,084</u>
<u>\$ 826,219</u>	<u>\$ 2,167,973</u>
\$ -	\$ (102,616)
-	239,737
<u>-</u>	<u>137,121</u>
\$ (1,177,981)	\$ (1,926,856)
-	116,581
544,877	614,657
(63,040)	(151,395)
-	(140,536)
-	8,751
<u>170,157</u>	<u>(476,450)</u>
<u>\$ (525,987)</u>	<u>\$ (1,955,248)</u>
<u>\$ -</u>	<u>\$ 68,453</u>

LAFAYETTE CITY-PARISH CONSOLIDATED GOVERNMENT
 LAFAYETTE, LOUISIANA
 COMPONENT UNITS
 CRIMINAL COURT FUND

BALANCE SHEET
 GOVERNMENTAL FUND
 October 31, 2003

ASSETS

Cash	\$	100
Due from other governmental agencies		<u>211,782</u>
Total assets	<u>\$</u>	<u>211,882</u>

LIABILITIES

Cash overdraft	\$	71,325
Accounts payable		46,949
Due to primary government		61,150
Accrued liabilities		<u>32,458</u>
Total liabilities	<u>\$</u>	<u>211,882</u>

LAFAYETTE CITY-PARISH CONSOLIDATED GOVERNMENT
 LAFAYETTE, LOUISIANA
 COMPONENT UNITS
 CRIMINAL COURT FUND

RECONCILIATION OF THE GOVERNMENTAL FUNDS BALANCE SHEET
 TO THE STATEMENT OF NET ASSETS
 October 31, 2003

Total fund balance - governmental funds	\$	-
Total net assets reported for governmental activities in the statement of net assets is different because:		
Capital assets used in governmental activities are not financial resources and therefore are not reported in the funds. Those assets consist of -		
Furniture and equipment, net of \$89,095 accumulated depreciation		<u>19,549</u>
Net assets of governmental activities	\$	<u><u>19,549</u></u>

LAFAYETTE CITY-PARISH CONSOLIDATED GOVERNMENT
LAFAYETTE, LOUISIANA
COMPONENT UNITS
CRIMINAL COURT FUND

BUDGETARY COMPARISON SCHEDULE
For the Year Ended October 31, 2003

	Original Budget	Final Budget	Actual	Variance with Final Budget Positive (Negative)
Revenues:				
Charges for services	\$ 28,600	\$ 28,600	\$ 29,015	\$ 415
Fines and forfeits	557,800	591,690	616,684	24,994
Investment earnings	-	-	(17,822)	(17,822)
Miscellaneous	767,797	767,797	736,732	(31,065)
Total revenues	\$ 1,354,197	\$ 1,388,087	\$ 1,364,609	\$ (23,478)
Expenditures:				
General government	2,578,370	2,650,237	2,503,685	146,552
Excess (deficiency) of revenues over expenditures	\$ (1,224,173)	\$ (1,262,150)	\$ (1,139,076)	\$ 123,074
Other financing sources:				
Transfers from primary government	1,224,173	1,262,150	1,139,076	(123,074)
Net change in fund balance	\$ -	\$ -	\$ -	\$ -
Fund balance, beginning	-	-	-	-
Fund balance, ending	\$ -	\$ -	\$ -	\$ -

LAFAYETTE CITY-PARISH CONSOLIDATED GOVERNMENT
 LAFAYETTE, LOUISIANA
 COMPONENT UNITS
 CRIMINAL COURT FUND

RECONCILIATION OF THE STATEMENT OF REVENUES, EXPENDITURES,
 AND CHANGES IN FUND BALANCES OF GOVERNMENTAL FUNDS
 TO THE STATEMENT OF ACTIVITIES
 For the Year Ended October 31, 2003

Net change in fund balances - total governmental funds	\$ -
The change in net assets reported for governmental activities in the statement of activities is different because:	
The net effect of transactions involving disposals of capital assets is to decrease net assets.	(7,761)
Governmental funds report capital outlays as expenditures. However, in the statement of activities the cost of those assets is allocated over their estimated useful lives and is reported as depreciation expense. This is the amount of depreciation expense (\$10,464) since there are no capital outlays in the current period.	<u>(10,464)</u>
Change in net assets of governmental activities	<u><u>\$ (18,225)</u></u>

This page intentionally left blank.

COMPLIANCE AND INTERNAL CONTROL
AND
OTHER GRANT INFORMATION

This page intentionally left blank.



BROUSSARD, POCHÉ, LEWIS & BREAUX, L.L.P.

C E R T I F I E D P U B L I C A C C O U N T A N T S

4112 West Congress
P. O. Box 61400
Lafayette, Louisiana
70596-1400
phone: (337) 988-4930
fax: (337) 984-4574

REPORT ON COMPLIANCE AND ON INTERNAL CONTROL
OVER FINANCIAL REPORTING BASED ON AN AUDIT
OF FINANCIAL STATEMENTS PERFORMED IN
ACCORDANCE WITH GOVERNMENT AUDITING STANDARDS

Other Offices:

Crowley, LA
(337) 783-0650

Opelousas, LA
(337) 942-5217

Abbeville, LA
(337) 898-1497

New Iberia, LA
(337) 364-4554

Church Point, LA
(337) 684-2855

To the Lafayette City-Parish
Council of Lafayette, Louisiana

We have audited the financial statements of Lafayette City-Parish Consolidated Government, as of and for the year ended October 31, 2003, and have issued our report thereon dated April 2, 2004. We conducted our audit in accordance with auditing standards generally accepted in the United States of America and the standards applicable to financial audits contained in Government Auditing Standards, issued by the Comptroller General of the United States.

Compliance

As part of obtaining reasonable assurance about whether the Government's financial statements are free of material misstatement, we performed tests of its compliance with certain provisions of laws, regulations, contracts and grants, noncompliance with which could have a direct and material effect on the determination of financial statement amounts. However, providing an opinion on compliance with those provisions was not an objective of our audit and, accordingly, we do not express such an opinion. The results of our tests disclosed instances of noncompliance that are required to be reported under Government Auditing Standards which are described in the accompanying schedule of findings and questioned costs as items 2003-5 through 2003-7.

Internal Control Over Financial Reporting

In planning and performing our audit, we considered the Government's internal control over financial reporting in order to determine our auditing procedures for the purpose of expressing our opinion on the financial statements and not to provide assurance on the internal control over financial reporting. However, we noted certain matters involving the internal control over financial reporting and its operation that we consider to be reportable conditions. Reportable conditions involve matters coming to our attention relating to significant deficiencies in the design or operation of the internal

Eugene C. Gilder, CPA*
Donald W. Kelley, CPA*
Herbert Lemoine II, CPA*
Frank A. Stagno, CPA*
Scott J. Broussard, CPA*
L. Charles Abshire, CPA*
Kenneth R. Dugas, CPA*
P. John Blanchet III, CPA*
Stephen L. Lambousy, CPA*
Craig C. Babineaux, CPA*
Peter C. Borrello, CPA*
George J. Trappey III, CPA*
Gregory B. Milton, CPA*
S. Scott Soileau, CPA*
Patrick D. McCarthy, CPA*
Martha B. Wyatt, CPA*
Troy J. Breaux, CPA*
Fayette T. Dupré, CPA*
Mary A. Castille, CPA*
Joey Breaux, CPA*
Terrel P. Dressel, CPA*

Retired:

Sidney L. Broussard, CPA* 1980
Leon K. Poché, CPA 1984
James H. Breaux, CPA 1987
Erma R. Walton, CPA 1988
George A. Lewis, CPA* 1992
Geraldine J. Wimberley, CPA* 1995
Rodney L. Savoy, CPA* 1996
Larry G. Broussard, CPA* 1997
Lawrence A. Cramer, CPA* 1999
Michael P. Crochet, CPA* 1999
Ralph Friend, CPA 2002

Members of American Institute of
Certified Public Accountants
Society of Louisiana Certified
Public Accountants

*A Professional Accounting Corporation

control over financial reporting that, in our judgment, could adversely affect the Government's ability to record, process, summarize and report financial data consistent with the assertions of management in the financial statements. The reportable conditions are described in the accompanying schedule of findings and questioned costs as items 2003-1 through 2003-4.

A material weakness is a condition in which the design or operation of one or more of the internal control components does not reduce to a relatively low level the risk that misstatements in amounts that would be material in relation to the financial statements being audited may occur and not be detected within a timely period by employees in the normal course of performing their assigned functions. Our consideration of the internal control over financial reporting would not necessarily disclose all matters in the internal control that might be reportable conditions and, accordingly, would not necessarily disclose all reportable conditions that are also considered to be material weaknesses. However, of the reportable conditions above, we consider all items, except 2003-3 to be material weaknesses.

This report is intended for the information of management, federal awarding agencies and pass-through entities. However, this report is a matter of public record and its distribution is not limited.

Broussard, Poché, Lewis + Pream, L.L.P.

Lafayette, Louisiana
April 2, 2004



BROUSSARD, POCHE, LEWIS & BREAUX, L.L.P.

C E R T I F I E D P U B L I C A C C O U N T A N T S

4112 West Congress
P. O. Box 61400
Lafayette, Louisiana
70596-1400
phone: (337) 988-4930
fax: (337) 984-4574

REPORT ON COMPLIANCE WITH REQUIREMENTS APPLICABLE
TO EACH MAJOR PROGRAM AND INTERNAL CONTROL OVER
COMPLIANCE IN ACCORDANCE WITH OMB CIRCULAR A-133

Other Offices:

Crowley, LA
(337) 783-0650

Opelousas, LA
(337) 942-5217

Abbeville, LA
(337) 898-1497

New Iberia, LA
(337) 364-4554

Church Point, LA
(337) 684-2855

To the Lafayette City-Parish
Council of Lafayette, Louisiana

Compliance

We have audited the compliance of Lafayette City-Parish Consolidated Government with the types of compliance requirements described in the U.S. Office of Management and Budget (OMB) Circular A-133 Compliance Supplement that are applicable to each of its major federal programs for the year ended October 31, 2003. The Government's major federal programs are identified in the summary of auditors' results section of the accompanying schedule of findings and questioned costs. Compliance with the requirements of laws, regulations, contracts and grants applicable to each of its major federal programs is the responsibility of the Government's management. Our responsibility is to express an opinion on the Government's compliance based on our audit.

We conducted our audit of compliance in accordance with auditing standards generally accepted in the United States of America; the standards applicable to financial audits contained in Government Auditing Standards, issued by the Comptroller General of the United States; and OMB Circular A-133, "Audits of States, Local Governments and Non-Profit Organizations." Those standards and OMB Circular A-133 require that we plan and perform the audit to obtain reasonable assurance about whether noncompliance with the types of compliance requirements referred to above that could have a direct and material effect on a major federal program occurred. An audit includes examining, on a test basis, evidence about Lafayette City-Parish Consolidated Government's compliance with those requirements and performing such other procedures as we considered necessary in the circumstances. We believe that our audit provides a reasonable basis for our opinion. Our audit does not provide a legal determination of Lafayette City-Parish Consolidated Government's compliance with those requirements.

Eugene C. Gilder, CPA*
Donald W. Kelley, CPA*
Herbert Lemoine II, CPA*
Frank A. Stagno, CPA*
Scott J. Broussard, CPA*
L. Charles Abshire, CPA*
Kenneth R. Dugas, CPA*
P. John Blanchet III, CPA*
Stephen L. Lambousy, CPA*
Craig C. Babineaux, CPA*
Peter C. Borrello, CPA*
George J. Trappey III, CPA*
Gregory B. Milton, CPA*
S. Scott Soileau, CPA*
Patrick D. McCarthy, CPA*
Martha B. Wyatt, CPA*
Troy J. Breaux, CPA*
Fayette T. Dupré, CPA*
Mary A. Castille, CPA*
Joey Breaux, CPA*
Terrel P. Dressel, CPA*

Retired:

Sidney L. Broussard, CPA* 1980
Leon K. Poché, CPA 1984
James H. Breaux, CPA 1987
Erma R. Walton, CPA 1988
George A. Lewis, CPA* 1992
Geraldine J. Wimberley, CPA* 1995
Rodney L. Savoy, CPA* 1996
Larry G. Broussard, CPA* 1997
Lawrence A. Cramer, CPA* 1999
Michael P. Crochet, CPA* 1999
Ralph Friend, CPA 2002

*Members of American Institute of
Certified Public Accountants
Society of Louisiana Certified
Public Accountants*

*A Professional Accounting Corporation

In our opinion, Lafayette City-Parish Consolidated Government complied, in all material respects, with the requirements referred to above that are applicable to each of its major federal programs for the year ended October 31, 2003. However, the results of our auditing procedures disclosed instances on noncompliance with those requirements that are required to be reported in accordance with OMB Circular A-133 and which are described in the accompanying schedule of findings and questioned costs as items 2003-8 through 2003-12.

Internal Control Over Compliance

The management of Lafayette City-Parish Consolidated Government is responsible for establishing and maintaining effective internal control over compliance with requirements of laws, regulations, contracts and grants applicable to federal programs. In planning and performing our audit, we considered Lafayette City-Parish Consolidated Government's internal control over compliance with requirements that could have a direct and material effect on a major federal program in order to determine our auditing procedures for the purpose of expressing our opinion on compliance and to test and report on internal control over compliance in accordance with OMB Circular A-133.

We noted certain matters involving the internal control over compliance and its operation that we consider to be reportable conditions. Reportable conditions involve matters coming to our attention relating to significant deficiencies in the design or operation of the internal control over compliance that, in our judgment, could adversely affect Lafayette City-Parish Consolidated Government's ability to administer a major federal program in accordance with applicable requirements of laws, regulations, contracts and grants. Reportable conditions are described in the accompanying schedule of findings and questioned costs as items 2003-8 through 2003-11 and 2003-13.

A material weakness is a condition in which the design or operation of one or more of the internal control components does not reduce to a relatively low level the risk that noncompliance with applicable requirements of laws, regulations, contracts and grants that would be material in relation to a major federal program being audited may occur and not be detected within a timely period by employees in the normal course of performing their assigned functions. Our consideration of the internal control over compliance would not necessarily disclose all matters in the internal control that might be reportable conditions and, accordingly, would not necessarily disclose all reportable conditions that are also considered to be material weaknesses. However, of the reportable conditions described above, we consider all items, except 2003-9 to be material weaknesses.

This report is intended for the information of management, federal awarding agencies and pass-through entities. However, this report is a matter of public record and its distribution is not limited.

Broussard, Poché, Lewis & Aneaux, L.L.P.

Lafayette, Louisiana
April 2, 2004

LAFAYETTE CITY-PARISH CONSOLIDATED GOVERNMENT
LAFAYETTE, LOUISIANA

SCHEDULE OF FINDINGS AND QUESTIONED COSTS
Year Ended October 31, 2003

Section I. Summary of Auditors' Results

Financial Statements

Type of auditors' report issued: adverse on aggregate discretely presented component units; unqualified on all other opinion units.

Internal control over financial reporting:

- Material weakness identified? X Yes No
- Reportable conditions identified that are not considered to be material weaknesses? X Yes None Reported

Noncompliance material to financial statements noted? X Yes No

Federal Awards

Internal control over major programs:

- Material weaknesses identified? X Yes No
- Reportable conditions identified that are not considered to be material weaknesses? X Yes No

Type of auditors' report issued on compliance for major programs: unqualified.

Any audit findings disclosed that are required to be reported in accordance with Section 510(a) of Circular A-133? X Yes No

Identification of major programs:

<u>CFDA Number</u>	<u>Name of Federal Program</u>
14.239	H.O.M.E. Investment Partnership Program
20.507	Federal Transit Formula Grants
83.544	Public Assistance Grants
93.558	Temporary Assistance for Needy Families

Dollar threshold used to distinguish between type A and type B programs: \$450,930.

Auditee qualified as low-risk auditee? ___ Yes X No

Section II. Financial Statement Findings

#2003-1 Heymann Performing Arts Center Reserve Fund (HPACC)

Finding: We randomly selected five settlement sheets to test. One tested included a traffic control expense that was not deducted when computing the amount due to the promoter at settlement. As a result, the promoter was overpaid. Although the amount was only \$250, it indicates a weakness in controls.

In addition, once again this year, there was an inability to reconcile HPACC's records with the accounting records. The amount available to be transferred, as computed by HPACC personnel, does not agree to the amount available to be transferred according to the accounting records. This year the amount available is \$8,003 less than that computed by HPACC personnel. In addition, ticket sales revenue, based on the events report prepared by HPACC personnel, does not agree to the amount recorded in the general ledger. The difference is \$10,857; the general ledger balance is more than the events report.

Recommendation: Procedures should be established requiring that settlement sheets be checked for accuracy prior to finalization.

In addition, steps should be taken to determine the reason the information provided by HPACC personnel consistently does not agree to the amounts recorded in the general ledger.

Management Response: The events settlement sheets will be reviewed/approved by facility management prior to dispensing any funds to the promoter. This second review of the final documentation should eliminate the errors noted in the audit. Additionally, Heymann Center personnel will work more closely with the Accounting Division, and if schedules permit, have regular meetings to insure that Heymann Center is providing the necessary information to the Accounting Division.

#2003-2 Loan Receivable Programs

Finding: Loan receivable subsidiary ledgers maintained for the various loan programs (i.e., LPTFA, NHS, CDBG-Rehab and CDBG-First Time Homebuyers) are not being reconciled to the general ledger. At year end, the subsidiary ledgers for each of these types of loans did not agree to the general ledger. This is a repeat finding.

In addition, as part of the NHS loan program, insurance and taxes are collected monthly from 11 of the homeowners and annually the payments are remitted on their behalf to the appropriate parties. The collections are recorded as liabilities until the time of payment. At year end the liabilities have debit balances. We were unable to obtain a listing of each homeowner's balance. However, it is apparent that the Lafayette City-Parish Consolidated Government has not been collecting enough from the homeowners upfront nor billing them for amounts paid in excess of collections.

Recommendation: The subsidiary ledgers should be reconciled to the general ledger on a regular basis. In addition, the homeowners should be billed for any excess paid on their behalf and the Lafayette City-Parish Consolidated Government should decide if this is a service they want to continue providing. If it is, then procedures should be established requiring that a ledger be maintained for each homeowner which tracks collections versus payments. Anytime payments exceed collections, the homeowner should be billed immediately.

Management Response: The Community Development staff have been given access to on-line reports that will allow tracking of each transaction through the general ledger. Any errors will be reported to accounting for proper adjustment. Community Development and Accounting personnel will meet on a quarterly basis. Any discrepancies between the subsidiary ledgers and the general ledger will now be addressed in a timely manner rather than only at year end. With regard to the NHS escrow accounts, Community Development staff will make a new estimate of the next year's premiums. The staff will then adjust the amount taken out of each client's monthly payment for these items. If shortfalls in the escrow amount occur, the borrower will be required to deliver an amount sufficient to make up the deficiency.

#2003-3 Duplicate Invoice Payment

Finding: Although there are controls in place to prevent duplicate payment of invoices, during the course of the audit we discovered one invoice in the amount of \$12,788 that was paid twice and the error was not discovered prior to the audit.

Recommendation: The Lafayette City-Parish Consolidated Government should determine the reason this error occurred and whether additional controls are needed to prevent it from occurring in the future. Also, the vendor should be contacted to ensure proper credit is received for the overpayment.

Management Response: The division, which made the duplicate payment, processed it as a partial contract payment on which invoice numbers were not noted. In the future, the division will check partial payments to insure that invoice numbers are apparent and that duplicate invoices have not been paid. The overpayment has been reported to the vendor and credit is forthcoming.

#2003-4 Temporary Employees

Finding: There still exists a weakness in controls over the documentation of the use of temporary employees in the Parks and Recreation Department. We selected one pay period and attempted to reconcile the hours paid to the various employees to the work schedules. Although the majority agreed, there were a couple that did not.

Recommendation: We believe that a time card system would be the best method of providing accountability over the use of temporary employees.

Management Response: The increase in functions of all types in the recreation centers has caused an increase in the use of temporary employees. Periodically, due to reasons beyond Lafayette City-Parish Consolidated Government's control, last minute changes must be made to work schedules. This is a real possibility as to why that one particular temporary employee had a time sheet but was not on the work schedule. This is a minor weakness with the current method of tracking temporary employee working hours; however, over time this method may be more efficient than the use of time cards. Because these employees are not full time, they are not accustomed to using time cards and therefore there may arise the same situation as the one which is found in this particular audit finding.

#2003-5 TANF Metro Grant

Finding: As part of the Metropolitan Share Grant Escrow Agreement, the Lafayette City-Parish Consolidated Government was required to set up a non-interest bearing Escrow Account with the Escrow Agent, in which funds made available under the grant were to be deposited. This account was not established.

Recommendation: Individuals receiving grants on behalf of the Government should be cognizant of all grant requirements and ensure that they are complied with.

Management Response: The granting agency, Louisiana Housing Finance Agency (LHFA), required the agreement to be executed and was responsible for opening the account. After the documents were executed, the LHFA decided not to require the escrow and the grant funds were wired directly to the Lafayette City-Parish Consolidated Government. In the future when a granting agency makes these types of changes, Community Development personnel will receive written documentation of such for the file.

#2003-6 Golf Pro Contracts

Finding: In order to operate and manage the two golf courses owned by the Lafayette City-Parish Consolidated Government, the Government has contracted with a Golf Pro to run each facility. The contract between the Government and the Pros details the responsibilities of both parties. Both contracts state that janitorial services are the responsibility of the Pro. However, during the course of the audit, we found where one Pro was reimbursed \$7,500 for janitorial services and the other Pro is using temporary employees provided by the Government to perform the janitorial services. In addition, both golf courses employ an assistant Pro but, based on the contracts provided to us, only one contract allows for this expense.

Recommendation: The Government and Pros should adhere to the contract stipulations.

Management Response: The decision to amend the method of covering janitorial expenses was made to adjust for the rising cost of that expense. The addition of a new golf course will prompt an overview of the golf professional contracts.

#2003-7 Contributions

Finding: During the 2003 fiscal year, the Utilities Department paid a \$6,000 sponsorship fee to the Chamber of Commerce. This sponsorship would appear to be a contribution of public funds in violation of Article 7 Section 14 of the Louisiana Constitution. We also noted payments by the Lafayette Police Department for membership dues to the same association, which is also a violation covered by numerous opinions by the Louisiana Attorney General's Office.

Recommendation: We think this matter should be researched by the Legal Department or the Government may want to consider a request for a legal opinion from the Louisiana Attorney General to determine whether such sponsorship payment is a violation of the Constitution. Procedures should be implemented to prevent future occurrences of membership payments, and if the sponsorship is deemed a violation, procedures for its prohibition should also be implemented.

Management Response: The \$6,000 fee covered sponsorship of the Chamber's annual meeting. The sponsorship allowed LUS to inform and educate chamber membership about the benefits of the LUS Powered Network - a business endeavor operating in a highly competitive telecommunications industry. This item will be submitted to the Legal Department for further research.

The payment for Chamber membership by the Lafayette Police Department was made for an employee who is no longer employed with the Lafayette City-Parish Consolidated Government. The Police Department is now aware that these type payments are prohibited and no further such payments will be made.

Section III. Federal Award Findings and Questioned Costs

93.558 Temporary Assistance for Needy Families

#2003-8 Drug Court Program

Finding: The problems detailed below relate to the Drug Court Program.

1. As reported in last year's audit, a portion of the revenue is Federal money (TANF) and a portion is State money (non-TANF). This revenue should be reported separately on the general ledger. Again this year it is not; the entire amount is reported as one.
2. We randomly selected 10 TANF clients to test eligibility. For four of the 10 tested, proper documentation was not available for us to determine if the client was eligible.
3. When testing expenses of the program, there were a number of items that were not considered reasonable or necessary to operate a drug court program. The total of these items was \$14,546 and they consisted of food items, purchases of leather products, DVD players, DVDs, income tax preparation software, etc.

Recommendation: Our recommendation consists of the following:

1. The revenue recorded on the general ledger should be properly segregated between Federal and State funding.
2. Procedures should be established to ensure that eligibility of the TANF clients is properly determined.
3. Procedures should be established to ensure that only allowable expenditures are charged to the grant program.

Management Response: The following is in response to the above listed findings:

1. The budget for the new grant year, effective July 1, 2004 through June 30, 2005, is currently being prepared. Under this budget, the revenues for Federal money (TANF) and State money (non-TANF) will be appropriated and accounted for separately.
2. In order to properly track TANF client eligibility, a section is being added to the bottom of the eligibility form that will indicate if a client has met the eligibility requirements. Each TANF eligible client file will be flagged on the label with a large red sticker.
3. Procedures have been changed to ensure only allowable expenses are charged. An inter-office purchase requisition has been established and is currently in place for all purchase requests. The supervisor must approve all of these requests before any orders are made. A copy of the purchasing guidelines from the Supreme Court office have been requested.

20.507 Federal Transit Formula Grant

#2003-9 Disadvantaged Business Enterprises (DBE)

Finding: Each year, Lafayette City-Parish Consolidated Government must set, as a goal, a percent of their expenditures that will be made to DBEs. They must then file quarterly reports (Report of DBE Awards and Commitments) that indicate the actual percentage met. The reports filed in the current year were again incorrect. The fourth quarter report includes third quarter information in error; it appears the report was not updated with the fourth quarter information. The cumulative numbers for the third and fourth quarters do not recalculate based on first and second quarter information.

Recommendation: Procedures should be established to ensure the accuracy of the reports required to be submitted under the grant.

Management Response: Quarterly reports will be reported semi-annually as per the new instructions and guidelines set by Federal Register 49 CFR. Before submitting the DBE report, the Small Business Coordinator will have someone else recalculate and review the reported data.

#2003-10 FTA Quarterly Narrative Reports

Finding: We were unable to agree the quarterly FTA report amounts submitted under the grant to current year and/or prior year, as applicable, accounting information.

Recommendation: Procedures should be established to ensure that reports submitted are accurate.

Management Response: There appears to be some lag time in receiving the information needed to complete these reports and subsequently some months are not reported in the proper quarter. Accounting, grants reporting, and transit personnel will meet and determine a solution to this problem. A correction plan will be documented and put in place by May 14, 2004.

#2003-11 Davis-Bacon Act

Finding: The Davis-Bacon Act requires that contractors and subcontractors submit payroll information along with certifications indicating that laborers and mechanics were paid the prevailing wage rates established by the Department of Labor for the locality at the time of the construction. We tested the payroll information submitted for one pay period, selected at random, on the Multi-Modal Project. For three of the employees we were unable to determine compliance because the job classification of the employee was not sufficient enough to allow us to compare to the prevailing wage rates. Also, it would appear that if we were unable to make this determination, the requirement is not being properly monitored by the Lafayette City-Parish Consolidated Government.

Recommendation: The necessary information should be obtained from the contractor to ensure compliance for the three employees and in addition, monitoring procedures should be established.

Management Response: The contractors will be advised on the acceptable work classification titles and will be asked to provide the corrected title for all employees who have been employed on this project. The payroll information will then be crosschecked to substantiate that employees have been properly compensated.

14.239 H.O.M.E. Investment Partnership Program

#2003-12 Eligibility

Finding: One of the eligibility grant requirements is that income must be verified within six months of the contract being signed with the property owner. We tested eligibility for 15 of the HOME participants and for 11 of them; the income verification was done outside of the six month period.

Recommendation: The Government should determine the cause of noncompliance and establish procedures to ensure compliance in the future.

Management Response: Personnel who take applications for this program have been sent to HOME rule training. Procedures have been initiated that will prevent reoccurrence of this problem. All applications are reviewed prior to contract signing. If the six-month time limit for income verification has been exceeded, income will be verified again and the file updated.

83.544 Federal Emergency Management Agency (FEMA)

#2003-13 Equipment Usage

Finding: During the prior year audit, we were unable to obtain support for the amounts claimed as hours of usage for one of the Public Works Department equipment usage claims. The total claim amount was \$147,359. As of the end of the current year audit, we still had not received the necessary information to support this claim.

Recommendation: An effort should be made to put together the information which supports the amounts claimed.

Management Response: Prior information was given to accounting for this problem, however, it was not sufficient to clear the finding. Public Works personnel have been provided with the list of information needing verification and will provide the supporting documentation within ten (10) days to the auditors.

LAFAYETTE CITY-PARISH CONSOLIDATED GOVERNMENT
LAFAYETTE, LOUISIANA

SCHEDULE OF PRIOR FINDINGS
Year Ended October 31, 2003

Section I. Internal Control and Compliance Material to the Financial Statements

Finding #2002-1 Coding of Disbursements

Recommendation: Disbursements should be charged to proper general ledger accounts.

Current Status: Steps have been taken to correct the miscodings of disbursements. Personnel who are in charge of coding payments have been instructed on the proper use of account codes appropriate for each of the expense types noted in the finding. Utility System personnel involved in processing payments have received remedial training to reduce coding errors. With regard to the pole replacement coding error, the amounts charged against the receivable have been written off to an expense account and new charges are being expensed.

Finding #2002-2 Heymann Performing Arts Center Reserve Fund (HPACC)

Recommendation: Procedures should be established to ensure that the amount of convenience fees collected is accurate; that sales taxes are properly remitted on a timely basis and that amounts owed HPACC are invoiced in a timely manner. Procedures should also be established to ensure that the activity related to HPACC is provided to accounting timely to allow posting of the general ledger timely.

In addition, a policy should be adopted prohibiting the cashing of employees' personal checks. If a check received from an employee to purchase tickets is returned for insufficient funds this should be resolved in a timely manner.

Current Status: Changes in the reporting system, wherein more detail as to the type of tickets sold, appear to have eliminated the convenience fee collection problem. Heymann Center personnel have met with both the State Department of Revenue and the Parish School Board Tax Division. The sales tax accounts have been brought up to date. Currently, Ticket Master is responsible for collecting, reporting, and remitting all sales taxes due to all taxing entities. Reports have been forwarded in a more timely manner to accounting and it appears that any problems are being addressed at that time. This should help with reconciling the books. The series fees due from one promoter have been collected and all customers who have series events are current with their payment of ticketing fees due the facility. After discussion with both the employee and the entire box office staff, the personal check issue has not reoccurred.

Finding #2002-3 Loans Receivable

Recommendation: The subsidiary ledgers should be reconciled to the general ledger on a regular basis.

Current Status: Accounting has worked more closely with Community Development to reconcile these subsidiary ledgers. However, as of the beginning of the fiscal year 02/03 audit, there are some Community Development spreadsheets which still do not reconcile with the general ledger. Accounting is continuing to work with Community Development to resolve these issues.

Finding #2002-4 Drug Court OJP Implementation Grant

Recommendation: Only allowable expenditures should be requested for reimbursement and procedures should be established to properly track expenditures that are being claimed as matching under the grant.

Current Status: The Drug Court Coordinator has attended training and has gained a greater understanding of the allowable expenditures under the Federal Grants program. With future grants, the following procedures have been followed: (1) the grant application is thoroughly reviewed for stipulations relating to allowable expenditures; (2) proper match requirements are identified; (3) expense reports and match contribution charts are completed monthly; and, (5) the quarterly report is completed timely and reviewed to ensure that all expenditures have been reconciled with the general ledger.

Finding #2002-5 Drug Court Program

Recommendation: Our recommendation consists of the following:

1. Procedures should be established to ensure that only allowable expenditures are charged to the grant funds and the amounts requested for reimbursement under the grant should be reconciled to the general ledger on a regular basis.
2. The revenue recorded on the general ledger should be properly segregated between Federal and State funding based on the requests.
3. Procedures should be established to ensure that eligibility of the TANF clients is properly determined.
4. Procedures should be established to ensure that deposits are made on a timely basis.

Current Status: The same procedures as discussed in Finding #2002-4 are being utilized to ensure that expenses are allowable and reconciled to the general ledger. Drug Court Personnel has met with the Accounting and Budget Divisions to resolve the issue of TANF vs. non-TANF revenue. As of February 1, 2003, the following guidelines were instituted for TANF eligibility documentation: Each client will complete a data sheet identifying dependents. The client will have 14 days to provide appropriate documentation as to his/her support of the identified children. Each month a list of the TANF eligible clients will be filed with the monthly expense report. New procedures have been put in place to ensure that deposits are made in a timely manner and are balanced to receipts.

Finding #2002-6 LCLE Grants

Recommendation: Agencies should be billed amounts owed by them and procedures established to ensure that requests are received and deposited and that activity is recorded in the proper fund.

Current Status: The grants referenced above have been completed and the corrections discussed by the auditors have been done. All outstanding amounts have been billed. Employees responsible for recording the activity in these types of grants have been made aware of the proper procedures.

Finding #2002-7 Payments to Neighborhood Association and Parish Wide Leagues

Recommendation: Additional documentation should be attached to the memo to support the payment amount.

Current Status: The status of this finding is unchanged from the original response to the finding. The corrective action plan referenced in the above finding was not fully implemented in the last audit year, in that, not all of the additional documentation was being attached to the bill forms. The system has been modified to have the additional documentation for submittals kept on file by the departmental secretary.

Finding #2002-8 Temporary Employees

Recommendation: Procedures should be established to require schedules to be prepared to document when and where part time employees are working based on actual hours worked.

Current Status: The status of this finding is unchanged from the original response to the finding. A system was implemented to address this item from the prior year's audit. However, some amendments and modifications were needed. Duplication of efforts will be reduced to eliminate clerical errors. The divisional clerk will review submittals to ensure compatibility with the timesheets. The departmental secretary will conduct a final review. Any discrepancies with the schedule and the timesheets will be returned to the divisional manager for correction.

Finding #2002-9 Charter Violation

Recommendation: The Fire and Police Civil Service Board should review State law with regard as to when they should involve legal services and attempt to live within its adopted appropriation. If additional funds are needed, the Board should propose a budget revision and only upon adoption of such revision by the Council proceed with engaging legal services. A majority vote of the Board should be required to employ legal council on matters, as opposed to the method previously utilized; whereby, the Board's Chair assumed responsibility to engage legal services, or individual Board members consulted Counsel on legal issues. The Board should also work closely with the Government's Legal Department to assist them in complaints that involve Board members individually to quickly have the court dismiss them personally in such actions.

Current Status: The Fire and Police Civil Service is current on all expenses. The Council has provided appropriate funding for this fiscal year which will enable the Board to effectively carry out its duties.

Finding #2002-10 Audit Submission

Recommendation: In the future, the audit report should be completed within the time required by State law.

Current Status: During the last fiscal year, the Lafayette Consolidated Government implemented new reporting requirements as directed by GASB Statement No. 34. The complexity of this statement was the primary reason the audit was not completed and submitted by the deadline. The Accounting Division will continue to work with the auditors to design and maintain needed schedules to aid in facilitating a timely audit.

Finding #2002-11 Mosquito Control Program

Recommendation: Contract provisions should be adhered to.

Current Status: The "Public Education" component, as per contract specifications, is discussed, pre-approved in writing, with the dollar amount identified, and placed in the monthly report prior to the beginning of each and every forthcoming month. This is done at the regular monthly report review meetings held on or before the 15th of each calendar month.

Finding #2002-12 Fixed Assets

Recommendation: Procedures should be established to ensure that current year additions reflected on the depreciation schedule agree to the capital outlay expenditures. Any differences between Property and Accounting should be properly resolved. In addition, some type of mechanism should be put in place to identify and capture costs related to construction in progress.

Current Status: Both the Accounting and Purchasing Divisions have worked closely with the Information Services Division to make needed report improvements. The reports have been tested and are being used for tracking and reconciliation purposes in the upcoming audit. A construction in progress report has also been developed. Under the old system, property tag numbers were changed when a tag was lost, now original property tag numbers will remain the same for the life of the property. Similar changes are contemplated for vehicles.

Section II. Internal Control and Compliance Material to Federal Awards

20.507 Federal Transit Formula Grant

Finding #2002-13 Disadvantaged Business Enterprises (DBE)

Recommendation: Procedures should be established to ensure the accuracy of the reports required to be submitted under the grant.

Current Status: The following procedure has been implemented: When DBE contracts are awarded, the Small Business Coordinator researches to ensure all payments to DBE are included in the quarterly reports. The results of the search are compared to the hard copy reports received.

Finding #2002-14 FTA Quarterly Narrative Reports

Recommendation: A copy of the reports filed should be maintained on file at LCG.

Current Status: Procedures have been changed to address this finding. At the time the quarterly report is submitted electronically, a hard copy is produced and sent to Accounting for retention for the audit and a hard copy is produced for file retention.

Finding #2002-15 Davis-Bacon Act

Recommendation: Certifications should be obtained as required.

Current Status: Contractors are required to submit the Statement of Compliance along with submission of weekly payrolls for all contracts over \$2,000. Additionally, payrolls with accompanying Certification are copied to Community Development.

14.239 H.O.M.E. Investment Partnership Program

14.218 Community Development Block Grant

Finding #2002-16 Program Income and Requests for Reimbursement

Recommendation: A policy needs to be adopted establishing the criteria for determining which loan repayments are considered program income. Once this is done, collections should be transferred out of the loan fund to the appropriate grant funds at the time they are received which would coincide with the way they are handled in the federal grant system. In addition, requests should be made timely.

Current Status: Community Development and the Accounting Division met with the auditors before the 01/02 audit was completed to discuss this issue. Loan repayments are considered part of the revolving loan fund. Accounting and Community Development continue to work to identify program income and reconcile outstanding issues. At this time, all of the appropriate transfers for program income have not been made.

83.544 Federal Emergency Management Agency (FEMA)

Finding #2002-17 Equipment Usage

Recommendation: An effort should be made to put together the information which supports the amounts claimed and to locate whatever support there is for the rates used.

Current Status: The FEMA project worksheets were completed with involvement of both FEMA and Public Works personnel. All of the equipment rates used were with FEMA's knowledge. The claims have been through the federal approval system, were validated, and funding has been received from both FEMA and the State of Louisiana.

Section III. Management Letter

The prior year's report did not include a management letter.

This page intentionally left blank.

LAFAYETTE CITY-PARISH CONSOLIDATED GOVERNMENT
LAFAYETTE, LOUISIANA

SUPPLEMENTARY SCHEDULE OF EXPENDITURES OF FEDERAL AWARDS
Year Ended October 31, 2003

Federal Grantor/Pass-Through Grantor/Program Title	CFDA Number	Federal Assistance I.D. Number	Pass- Through Grantor's Number
DIRECT PROGRAMS:			
U.S. Department of Housing and Urban Development - Community Development Block Grant:			
Entitlement Grant	14.218	B-97-MC-22-0003	N/A
	14.218	B-98-MC-22-0003	N/A
	14.218	B-99-MC-22-0003	N/A
	14.218	B-00-MC-22-0003	N/A
	14.218	B-01-MC-22-0003	N/A
	14.218	B-02-MC-22-0003	N/A
	14.218	B-03-MC-22-0003	N/A
Housing Counseling Grant	14.802	HC02-0898-029	N/A
H.O.M.E. Investment Partnership Program			
	14.239	M-99-MC-22-0202	N/A
	14.239	M-00-MC-22-0202	N/A
	14.239	M-01-MC-22-0202	N/A
	14.239	M-02-MC-22-0202	N/A
Emergency Shelter Grant	14.231	S-01-MC-22-0004	N/A
	14.231	S-02-MC-22-0004	N/A
	14.231	S-03-MC-22-0004	N/A
U.S. Department of Transportation and Development - Federal Transit Formula Grants			
	20.507	LA-90-X149	N/A
	20.507	LA-90-X251	N/A
	20.507	LA-90-X116	N/A
	20.507	LA-03-0065	N/A
	20.507	LA-90-X228	N/A
	20.507	LA-90-X242	N/A

<u>Current Year Expenditures</u>	<u>Amount Provided to Subrecipients</u>
\$ 18,272	\$ 18,272
154,057	154,210
103,859	103,859
12,798	-
182,398	91,054
1,563,572	36,409
126,088	-
<u>\$ 2,161,044</u>	<u>\$ 403,804</u>
<u>\$ 20,000</u>	<u>\$ -</u>
\$ 3,013	\$ -
98,884	-
299,567	-
377,229	-
<u>\$ 778,693</u>	<u>\$ -</u>
\$ 17,276	\$ -
85,975	-
1,000	-
<u>\$ 104,251</u>	<u>\$ -</u>
\$ 8,801	\$ -
568,079	-
5,159	-
2,744,762	-
594,594	-
29,295	-
<u>\$ 3,950,690</u>	<u>\$ -</u>

(continued)

LAFAYETTE CITY-PARISH CONSOLIDATED GOVERNMENT
LAFAYETTE, LOUISIANA

SUPPLEMENTARY SCHEDULE OF EXPENDITURES OF FEDERAL AWARDS (CONTINUED)
Year Ended October 31, 2003

Federal Grantor/Pass-Through Grantor/Program Title	CFDA Number	Federal Assistance I.D. Number	Pass- Through Grantor's Number
DIRECT PROGRAMS (CONTINUED):			
U.S. Department of Justice (continued) -			
Local Law Enforcement Block Grant	16.592	2001-LB-BX-3455	N/A
	16.592	2000-LB-BX-2904	N/A
Drug Enforcement Grant	-	N/A	LA0280300
PASS-THROUGH PROGRAMS:			
U.S. Department of Housing and Urban Development -			
Louisiana Department of Social Services:			
Emergency Shelter Grant	14.231	N/A	370-201059
	14.231	N/A	370-301186
U.S. Department of Labor -			
State Department of Labor:			
Local Workforce Investment Act -			
Adult Program	17.258	N/A	00/04LWIA41-1-B
Youth Activities	17.259	N/A	00/04LWIA41-1-B
Dislocated Workers	17.260	N/A	00/04LWIA41-1-B
	17.260	N/A	1NR41
	17.260	N/A	-
10% PY 2002	-	N/A	-
State Department of Education:			
JTPA - Welfare To Work	17.253	N/A	WTW-99

<u>Current Year Expenditures</u>	<u>Amount Provided to Subrecipients</u>
\$ 82,116	\$ -
82,889	-
<u>\$ 165,005</u>	<u>\$ -</u>
<u>\$ 10,978</u>	<u>\$ -</u>
\$ 41,699	\$ -
88,207	-
<u>\$ 129,906</u>	<u>\$ -</u>
<u>\$ 626,015</u>	<u>\$ -</u>
<u>\$ 600,868</u>	<u>\$ -</u>
\$ 360,208	\$ -
2,772	-
29,060	-
<u>\$ 392,040</u>	<u>\$ -</u>
<u>\$ 13,543</u>	<u>\$ -</u>
<u>\$ 56,854</u>	<u>\$ -</u>

(continued)

LAFAYETTE CITY-PARISH CONSOLIDATED GOVERNMENT
LAFAYETTE, LOUISIANA

SUPPLEMENTARY SCHEDULE OF EXPENDITURES OF FEDERAL AWARDS (CONTINUED)
Year Ended October 31, 2003

Federal Grantor/Pass-Through Grantor/Program Title	CFDA Number	Federal Assistance I.D. Number	Pass- Through Grantor's Number
PASS-THROUGH PROGRAMS (CONTINUED):			
U.S. Department of Transportation - Federal Highway Administration:			
Highway Planning and Construction	20.205	ER-93(004)	736-28-0003
	20.205	HP-T021(024)	700-28-0208
	20.205	PL-0011(027)	736-28-0034
	20.205	PL-0011(026)	736-28-0031
	20.205	ENH-MISC(148)	744-28-0001
Federal Transit Administration:			
Metropolitan Planning Grants	20.505	LA-80-X012	736-28-0035
	20.505	LA-80-X011	736-28-0032
Railroad Depot Restoration	20.500	N/A	LA-03-0065
Job Access Reverse Commute Grant	20.516	N/A	LA-37-X003/ LA-37-X007
U.S. Department of Justice - Louisiana Commission of Law Enforcement and Administration of Criminal Justice:			
Court Delay Reduction	16.579	N/A	B02-4-006
Violence Against Women Formula Grant	16.588	N/A	M02-4005
Detention Center Construction	16.523	N/A	A00-8-053
U.S. Department of Education - Louisiana Department of Education:			
Drug-Free Schools and Communities Act of 1986	84.186	N/A	589041
	84.186	N/A	602073

<u>Current Year Expenditures</u>	<u>Amount Provided to Subrecipients</u>
\$ 1,594	\$ -
52,783	-
63,091	-
162,906	-
1,220	-
<u>\$ 281,594</u>	<u>\$ -</u>
\$ 4,824	\$ -
23,925	-
<u>\$ 28,749</u>	<u>\$ -</u>
<u>\$ 206,690</u>	<u>\$ -</u>
<u>\$ 209,186</u>	<u>\$ -</u>
<u>\$ 70,793</u>	<u>\$ -</u>
<u>\$ 12,909</u>	<u>\$ -</u>
<u>\$ 24,993</u>	<u>\$ -</u>
\$ 24,525	\$ -
16,275	-
<u>\$ 40,800</u>	<u>\$ -</u>

(continued)

LAFAYETTE CITY-PARISH CONSOLIDATED GOVERNMENT
LAFAYETTE, LOUISIANA

SUPPLEMENTARY SCHEDULE OF EXPENDITURES OF FEDERAL AWARDS (CONTINUED)
Year Ended October 31, 2003

Federal Grantor/Pass-Through Grantor/Program Title	CFDA Number	Federal Assistance I.D. Number	Pass- Through Grantor's Number
PASS-THROUGH PROGRAMS (CONTINUED):			
U.S. Department of Agriculture - Louisiana Department of Education: National School Lunch Program	10.555	N/A	-
Federal Emergency Management Agency - State Office of Emergency Preparedness: Public Assistance Grants	83.544	N/A	-
Hazard Mitigation Grant	83.548	N/A	-
U.S. Department of Health and Human Services - Louisiana Department of Health and Human Services: Temporary Assistance for Needy Families	93.558	N/A	-
U.S. Environmental Protection Agency - Water Security Grant	66.476	-	HS-83007401-0

<u>Current Year Expenditures</u>	<u>Amount Provided to Subrecipients</u>
\$ <u>23,910</u>	\$ <u>-</u>
\$ <u>4,714,171</u>	\$ <u>-</u>
\$ <u>28,125</u>	\$ <u>-</u>
\$ <u>264,183</u>	\$ <u>-</u>
\$ <u>115,000</u>	\$ <u>-</u>
\$ <u>15,030,990</u>	\$ <u>403,804</u>

LAFAYETTE CITY-PARISH CONSOLIDATED GOVERNMENT
LAFAYETTE, LOUISIANA

NOTES TO SCHEDULE OF EXPENDITURES OF FEDERAL AWARDS
For the Year Ended October 31, 2003

Note 1. Basis of Presentation

The accompanying schedule of expenditures of federal awards includes the federal grant activity of Lafayette Consolidated Government and is presented on the modified accrual basis of accounting accrual basis, as appropriate, which is described in Note 1 of the Financial Statements of the Government's financial statements. The information in this schedule is presented in accordance with the requirements of OMB Circular A-133, "Audits of States, Local Governments, and Non-Profit Organizations." Therefore, some amounts presented in this schedule may differ from amounts presented in, or used in the preparation of, the basic financial statements.

Note 2. Relationship to Financial Statements

Federal awards revenues are reported in Lafayette Consolidated Government's financial statements as follows:

Major Governmental Funds:

General Fund	\$ 289,392
Sales Tax Capital Improvements Fund	3,813,584

Other Governmental Funds:

Municipal Transit System Fund	500,000
Community Development Block Grant	2,181,044
Emergency Shelter Grant	234,157
Drug-Free Schools Grant	40,800
Housing Rehabilitation Program Grant	778,693
Juvenile Detention Home Maintenance Fund	48,903
F.H.W.A. Grant No. 700-28-0208	52,783
F.H.W.A. Hurricane Evacuation Grant No. 736-28-0003	1,594
F.H.W.A. Planning Grant No. 736-28-0034	63,091
F.H.W.A. Planning Grant No. 736-28-0031	162,906
F.T.A. Planning Grant No. 736-28-0035	4,824
F.T.A. Planning Grant No. 736-28-0032	23,925
JTPA Welfare-To-Work (99)	56,854
Parish Transit Study	8,801
Local Workforce Investment Act Grant	1,632,466
Drug Court Program Grant	264,183
La Place Des Creoles Grant	1,220
EPA Water Security Grant	115,000
Mosquito Abatement and Control	93,083
Job Access Reverse Commute	209,186
Hurricane Lili	3,288,210

Major Business-Type Activity:

Enterprise Fund - Utilities System	<u>1,166,291</u>
---------------------------------------	------------------

\$15,030,990

OTHER SUPPLEMENTARY DATA

LAFAYETTE CITY-PARISH CONSOLIDATED GOVERNMENT
LAFAYETTE, LOUISIANA

SUMMARY OF AD VALOREM TAX
ASSESSMENTS AND COLLECTIONS - CITY OF LAFAYETTE
Year Ended October 31, 2003

	Total	City General Fund *	Recreation and Parks Fund
Total assessed valuation -			
2002 roll:			
Original roll	\$703,058,134		
Additions to roll	729,849		
Deletions from roll	<u>(11,161,507)</u>		
Net roll	<u>\$692,626,476</u>		
Millage	<u>12.81 mills</u>	<u>10.95 mills</u>	<u>1.86 mills</u>
Taxes levied	\$ 8,872,551	\$ 7,584,265	\$ 1,288,286
Collection of prior			
year taxes	<u>31,678</u>	<u>27,117</u>	<u>4,561</u>
	\$ 8,904,229	\$ 7,611,382	\$ 1,292,847
Taxes collected	<u>8,838,496</u>	<u>7,555,194</u>	<u>1,283,302</u>
Taxes receivable -			
2002 roll	\$ 65,733	\$ 56,188	\$ 9,545
Taxes receivable -			
Prior years' rolls	<u>293,100</u>	<u>253,200</u>	<u>39,900</u>
Total taxes receivable,			
October 31, 2003	<u>\$ 358,833</u>	<u>\$ 309,388</u>	<u>\$ 49,445</u>
* General alimony tax	5.42 mills		
Street maintenance			
tax	1.25 mills		
Maintenance of			
public buildings			
tax	1.10 mills		
Maintenance and			
operation of fire			
and police departments	3.18 mills		

This page intentionally left blank.

LAFAYETTE CITY-PARISH CONSOLIDATED GOVERNMENT
LAFAYETTE, LOUISIANA

SUMMARY OF AD VALOREM TAX
ASSESSMENTS AND COLLECTIONS - LAFAYETTE PARISH
Year Ended October 31, 2003

	<u>Total</u>	<u>Parish General Fund</u>	<u>Road and Bridge Maintenance</u>	<u>Parishwide Drainage Maintenance</u>	<u>Adult Correctional Facility Maintenance</u>
2002 roll:					
Total assessed					
valuation	\$1,063,999,041				
Homestead					
exemption	<u>(269,386,165)</u>				
Net assessed					
value	<u>\$ 794,612,876</u>				
Millage	<u>26.63</u>	<u>4.57</u>	<u>4.01</u>	<u>2.74</u>	<u>1.98</u>
Taxes levied	\$ 19,115,373	\$ 1,587,109	\$ 3,186,370	\$ 2,177,121	\$ 1,573,160
Taxes collected	<u>18,685,517</u>	<u>1,550,778</u>	<u>3,113,430</u>	<u>2,127,284</u>	<u>1,537,149</u>
Taxes receivable,					
October 31,					
2003	<u>\$ 429,856</u>	<u>\$ 36,331</u>	<u>\$ 72,940</u>	<u>\$ 49,837</u>	<u>\$ 36,011</u>

<u>Lafayette Parish Public Library</u>	<u>Courthouse and Jail Maintenance</u>	<u>Juvenile Detention Home Maintenance</u>	<u>Health Unit Maintenance</u>	<u>Debt Service Contingency</u>	<u>Mosquito Control</u>
<u>4.35</u>	<u>2.25</u>	<u>1.13</u>	<u>1.00</u>	<u>3.10</u>	<u>1.50</u>
\$ 3,456,339	\$ 1,787,799	\$ 897,678	\$ 794,679	\$ 2,463,244	\$ 1,191,874
<u>3,377,219</u>	<u>1,746,874</u>	<u>877,129</u>	<u>776,489</u>	<u>2,414,574</u>	<u>1,164,591</u>
<u>\$ 79,120</u>	<u>\$ 40,925</u>	<u>\$ 20,549</u>	<u>\$ 18,190</u>	<u>\$ 48,670</u>	<u>\$ 27,283</u>

This page intentionally left blank.

STATISTICAL SECTION

LAFAYETTE CITY-PARISH CONSOLIDATED GOVERNMENT
LAFAYETTE, LOUISIANA

GENERAL GOVERNMENTAL EXPENDITURES BY FUNCTION (1)
Last Ten Fiscal Years

Fiscal Year	General Government	Public Safety	Streets and Drainage	Urban Redevelop - ment and Housing	Economic Opportunity
1994	\$ 13,074,754	\$ 18,241,477	\$ 9,406,331	\$ 1,836,961	\$ 2,226,801
1995	14,136,266	19,463,967	11,328,615	1,822,931	1,656,797
1996	15,338,440	19,856,171	9,891,226	1,808,488	1,448,841
1997	17,469,562	21,276,497	9,588,005	2,159,424	1,663,438
1998	17,965,720	23,811,490	10,049,320	2,159,597	1,546,890
1999	81,898,208(2)	25,695,137	11,139,205	2,430,647	1,870,137
2000	20,047,759	27,239,913	10,598,912	1,524,692	1,411,060
2001	20,055,479	26,574,447	10,927,340	1,070,556	1,392,425
2002	23,068,035	28,019,063	8,609,705	2,756,667	2,132,004
2003	26,335,389	30,290,645	15,186,178	2,942,997	1,735,180

Notes:

- (1) All General, Special Revenue, and Debt Service Fund expenditures including capital outlays and net of reimbursements from other funds.
- (2) Includes \$61,988,341 of pension payments financed through the issuance of debt.

Table 1

<u>Culture - Recreation</u>	<u>Traffic and Transportation</u>	<u>Debt Service</u>	<u>Other</u>	<u>Total</u>
\$ 7,822,522	\$ 2,031,862	\$17,632,941	\$ 4,223,949	\$76,497,598
8,960,742	2,215,707	17,613,408	3,052,242	80,250,675
8,040,214	2,250,820	17,409,519	1,855,295	77,899,014
9,568,069	2,334,133	18,047,995	1,781,234	83,888,357
10,368,468	2,379,728	19,617,327	2,170,342	90,068,882
10,976,622	2,132,464	23,169,889	5,318,953	164,631,262
11,224,486	2,199,790	28,352,154	3,714,407	106,313,173
11,085,969	2,327,045	30,829,619	3,668,043	107,930,923
11,658,502	3,883,950	32,643,254	2,496,150	115,267,330
12,912,118	4,297,112	32,548,405	3,096,457	129,344,481

LAFAYETTE CITY-PARISH CONSOLIDATED GOVERNMENT
LAFAYETTE, LOUISIANA

GENERAL GOVERNMENTAL REVENUES BY SOURCE (1)
Last Ten Fiscal Years

<u>Year</u>	<u>Taxes</u>	<u>Licenses and Permits</u>	<u>Inter- governmental</u>
1994	\$ 53,387,732	\$ 3,619,562	\$ 13,050,746
1995	57,287,547	3,817,133	11,707,090
1996	60,985,313	4,572,261	10,617,248
1997	66,915,382	4,795,096	11,339,689
1998	73,198,228	5,100,758	11,952,509
1999	72,233,803	2,986,916	14,620,597
2000	77,189,145	2,858,170	12,360,158
2001	79,066,782	2,783,230	10,023,691
2002	81,004,841	3,011,607	12,139,671
2003	88,767,501	3,389,517	16,181,118

Notes:

- (1) Includes General, Special Revenue, and Debt Service Funds.
- (2) Includes investment income and other miscellaneous revenues.

Table 2

<u>Charges for Services</u>	<u>Fines and Forfeitures</u>	<u>In Lieu of Taxes</u>	<u>Miscellaneous (2)</u>	<u>Total</u>
\$ 9,333,023	\$ 1,290,558	\$ 9,833,511	\$ 4,536,862	\$ 95,051,994
9,460,457	1,193,904	10,220,857	5,705,239	99,392,227
9,383,532	1,154,417	11,011,834	4,323,074	102,047,679
9,955,947	1,257,261	10,098,678	4,380,744	108,742,797
10,087,694	1,362,985	9,991,808	5,757,330	117,451,312
8,896,768	1,494,184	14,190,874	4,747,560	119,170,702
9,322,716	1,349,233	14,828,023	6,409,994	124,317,439
9,244,755	1,414,956	14,200,000	7,620,249	124,353,663
10,313,072	1,526,591	17,339,534	4,193,060	129,528,376
10,350,953	1,316,924	16,175,884	3,083,380	139,265,277

LAFAYETTE CITY-PARISH CONSOLIDATED GOVERNMENT
LAFAYETTE, LOUISIANA

GENERAL GOVERNMENTAL TAX REVENUES BY SOURCE
Last Ten Fiscal Years

Fiscal Year	Ad Valorem Taxes		Interest and Penalty	Franchise Fees
	City	Parish		
1994	\$5,474,416	\$9,259,306	\$ 43,753	\$ 969,437
1995	5,775,817	9,752,905	52,848	915,199
1996	5,967,239	10,211,625	41,567	1,135,206
1997	6,358,052	10,922,210	51,337	1,137,980
1998	6,629,828	12,435,688	47,172	1,012,261
1999	7,028,339	13,338,452	58,881	1,026,597
2000	7,344,952	14,421,223	72,057	1,207,159
2001	7,437,853	14,560,751	66,807	1,680,560
2002	7,755,458	14,958,529	76,884	1,598,499
2003	8,838,496	18,769,256	106,120	1,867,123

Table 2A

<u>Fire Insurance Rebate</u>	<u>Sales Taxes</u>			<u>Total</u>
	<u>City 1961 Sales Tax</u>	<u>City 1986 Sales Tax</u>	<u>Parish Sales Tax</u>	
\$ 262,509	\$18,087,675	\$16,020,687	\$3,269,949	\$53,387,732
296,990	19,481,114	17,511,524	3,501,150	57,287,547
297,118	21,094,555	18,999,803	3,238,200	60,985,313
299,799	23,109,514	20,750,346	4,286,144	66,915,382
312,919	24,961,764	22,693,755	5,104,841	73,198,228
333,781	24,399,305	21,878,158	4,170,290	72,233,803
338,183	25,756,734	23,283,223	4,765,614	77,189,145
362,226	26,339,303	23,560,988	5,058,294	79,066,782
401,224	27,296,252	24,167,673	4,750,322	81,004,841
448,650	28,832,459	25,448,926	4,456,471	88,767,501

LAFAYETTE CITY-PARISH CONSOLIDATED GOVERNMENT
LAFAYETTE, LOUISIANA

PROPERTY TAX LEVIES AND COLLECTIONS
Last Ten Fiscal Years

City of Lafayette:

<u>Fiscal Year</u>	<u>Total Tax Levy</u>	<u>Current Tax Collections</u>	<u>Percent of Current Taxes Collected</u>
1994	\$ 5,500,255	\$ 5,434,865	98.81%
1995	5,763,289	5,718,653	99.23
1996	5,998,054	5,934,669	98.94
1997	6,241,261	6,203,847	99.40
1998	6,653,932	6,606,469	99.29
1999	7,168,813	7,000,717	97.66
2000	7,303,763	7,251,777	99.29
2001	7,481,341	7,424,050	99.23
2002	7,736,435	7,695,846	99.48
2003	8,872,551	8,806,818	99.26

Table 3

<u>Delinquent Tax Collections</u>	<u>Total Tax Collections</u>	<u>Percent of Total Tax Collections To Total Tax Levy</u>	<u>Outstanding Delinquent Taxes (1)</u>	<u>Percent of Delinquent Taxes To Total Tax Levy</u>
\$ 39,551	\$ 5,474,416	99.53%	\$ 241,270	4.39%
57,163	5,775,816	100.22	228,736	3.97
32,571	5,967,240	99.49	259,545	4.33
60,329	6,264,176	100.37	236,624	3.79
23,358	6,629,827	99.64	261,028	3.92
27,923	7,028,640	98.04	341,503	4.76
93,175	7,344,952	100.56	300,314	4.11
13,803	7,437,853	99.42	343,802	4.60
59,612	7,755,458	100.25	324,779	4.20
31,678	8,838,496	99.62	358,833	4.04

(continued)

LAFAYETTE CITY-PARISH CONSOLIDATED GOVERNMENT
LAFAYETTE, LOUISIANA

PROPERTY TAX LEVIES AND COLLECTIONS (CONTINUED)
Last Ten Fiscal Years

Lafayette Parish (Dollars in Thousands):

<u>Fiscal Year</u>	<u>Total Tax Levy</u>	<u>Current Tax Collections</u>	<u>Percent of Current Taxes Collected</u>	<u>Delinquent Tax Collections</u>	<u>Total Tax Collections</u>
1994	\$ 9,330	\$ 9,107	97.61%	\$ 102	\$ 9,209
1995	9,821	9,562	97.36	133	9,695
1996	10,243	10,089	98.50	71	10,160
1997	10,704	10,573	98.78	213	10,786
1998	12,501	12,372	98.97	15	12,387
1999	13,440	13,191	98.15	51	13,242
2000	14,240	14,025	98.49	288	14,313
2001	14,761	14,455	97.93	37	14,492
2002	15,165	14,856	97.96	103	14,959
2003	19,115	18,686	97.76	83	18,769

Note:

- (1) Includes unpaid taxes from prior years.

Table 3
(continued)

<u>Ratio of Total Tax Collections to Total Tax Levy</u>	<u>Outstanding Delinquent Taxes (1)</u>	<u>Ratio of Delinquent Taxes to Total Tax Levy</u>
98.70%	\$ 1,663	17.82%
98.72	1,789	18.22
99.19	1,872	18.28
100.77	1,790	16.72
99.09	1,904	15.23
98.53	2,102	15.64
100.51	2,029	14.25
98.18	2,298	15.57
98.64	2,504	16.51
98.19	2,850	14.91

This page intentionally left blank.

LAFAYETTE CITY-PARISH CONSOLIDATED GOVERNMENT
LAFAYETTE, LOUISIANA

ASSESSED AND ESTIMATED ACTUAL/REAL VALUE OF TAXABLE PROPERTY (1)
Last Ten Fiscal Years
(Dollars in Thousands)

City of Lafayette:

<u>Fiscal Year</u>	<u>Assessed Value (3)</u>	<u>Estimated Actual Value</u>	<u>Ratio of Assessed to Estimated Actual Value</u>
1994	\$ 353,259	N/A	N/A
1995	370,153	N/A	N/A
1996	388,979	N/A	N/A
1997	471,750	N/A	N/A
1998	503,704	N/A	N/A
1999	542,680	N/A	N/A
2000	552,896	N/A	N/A
2001	584,023	N/A	N/A
2002	673,318	N/A	N/A
2003	692,626	N/A	N/A

(continued)

LAFAYETTE CITY-PARISH CONSOLIDATED GOVERNMENT
LAFAYETTE, LOUISIANA

ASSESSED AND ESTIMATED ACTUAL/REAL VALUE OF PROPERTY (1) (CONTINUED)
Last Ten Fiscal Years
(Dollars in Thousands)

Lafayette Parish:

Fiscal Year	Real Property		Personal Property		Exemptions Real Property
	Assessed Value	Estimated Real Value (2)	Assessed Value	Estimated Real Value (2)	
1994	\$ 329,009	\$ 2,750,696	\$ 140,131	\$ 934,207	\$ 163,335
1995	340,468	2,774,173	154,258	1,028,387	170,320
1996	354,575	2,865,360	165,882	1,105,880	177,947
1997	452,442	3,156,108	188,594	1,257,291	209,157
1998	471,290	3,492,063	265,622	1,770,813	216,680
1999	490,684	3,635,587	238,307	1,588,714	223,952
2000	510,253	4,020,794	258,503	1,723,362	232,534
2001	556,052	4,350,940	265,535	1,770,234	240,543
2002	678,536	5,278,331	338,258	1,845,045	269,516
2003	698,915	5,388,627	365,084	2,015,807	269,386

Notes:

- (1) Does not include public service for Lafayette Parish.
- (2) Estimated real value are those values used by tax assessor in computing assessed value.
- (3) Assessed value is net after adjustments.

Table 4
(continued)

Assessed Value	Total Estimated Real Value (2)	Ratio of Total Assessed Value to Total Estimated Real Value
\$ 305,805	\$ 3,684,903	8.30%
324,406	3,802,560	8.53
342,510	3,971,240	8.62
431,879	4,413,399	9.79
520,232	5,262,876	9.88
505,039	5,224,301	9.67
536,222	5,744,156	9.34
581,044	6,121,174	9.49
747,278	7,123,376	10.49
794,613	7,404,434	10.73

LAFAYETTE CITY-PARISH CONSOLIDATED GOVERNMENT
LAFAYETTE, LOUISIANA

PROPERTY TAX RATES
(PER \$1,000 OF ASSESSED VALUE)
DIRECT AND OVERLAPPING GOVERNMENTS
Last Ten Fiscal Years

Fiscal Year	Lafayette City-Parish		
	City of Lafayette		
	Operating Millage	Debt Service Millage	Total City Millage
1994	11.07	4.50	15.57
1995	11.07	4.35	15.42
1996	9.50	3.73	13.23
1997	9.93	3.28	13.21
1998	9.93	3.28	13.21
1999	13.21	-	13.21
2000	13.21	-	13.21
2001	12.81	-	12.81
2002	11.49	-	11.49
2003	12.81	-	12.81

Table 5

<u>Consolidated Government</u>			<u>Lafayette Parish School Board</u>				
<u>Lafayette Parish</u>							
<u>Operating Millage</u>	<u>Debt Service Millage</u>	<u>Total Parish Millage</u>	<u>Operating Millage</u>	<u>Debt Service Millage</u>	<u>Total School Board Millage</u>	<u>Other</u>	<u>Total</u>
25.54	3.80	29.34	33.56	2.89	36.45	40.29	121.65
25.34	3.80	29.14	33.56	2.60	36.16	40.02	120.74
21.65	3.24	24.89	33.56	2.22	35.78	34.20	108.10
22.08	4.67	26.75	33.56	2.10	35.66	34.20	109.82
22.83	3.92	26.75	33.56	1.60	35.16	34.20	109.32
22.86	3.89	26.75	33.56	0.90	34.46	34.20	108.62
22.01	3.68	25.69	33.56	0.80	34.36	33.21	106.47
19.32	3.24	22.56	33.56	0.80	34.36	33.21	102.94
23.53	3.10	26.63	33.56	0.80	34.36	34.24	106.72
25.76	2.50	28.26	33.56	0.76	34.32	34.54	109.93

LAFAYETTE CITY-PARISH CONSOLIDATED GOVERNMENT
LAFAYETTE, LOUISIANA

PRINCIPAL TAXPAYERS - LAFAYETTE PARISH
October 31, 2003

<u>Taxpayer</u>	<u>Type of Business</u>	<u>2003 Assessed Value</u>	<u>Percentage of Total Assessed Valuation</u>
Bell South and Subsidiaries	Communications	\$ 27,902,750	2.52%
Stuller Settings	Manufacturing	10,815,120	.98
Bank One Louisiana NA	Financial services	10,772,150	.97
Wal-Mart/Sam's	Retail sales	10,244,720	.93
Iberia Bank	Financial services	9,533,970	.86
Southwest Louisiana Electric	Utilities	8,818,320	.80
Cox Communications	Communications	6,064,250	.55
Baker Hughes Oilfield	Oilfield services	5,868,230	.53
Sperry Sun, Inc.	Oilfield services	5,484,100	.50
Columbia Hospitals	Medical	5,454,260	.49
		<u>\$100,957,870</u>	<u>9.13%</u>

LAFAYETTE CITY-PARISH CONSOLIDATED GOVERNMENT
LAFAYETTE, LOUISIANA

SPECIAL ASSESSMENT BILLINGS AND COLLECTIONS
Last Ten Fiscal Years

<u>Fiscal Year</u>	<u>Special Assessment Billings (1)</u>	<u>Special Assessments Earned</u>
1994	\$ 487,055	\$ 157,414
1995	368,939	106,004
1996	270,350	96,007
1997	192,835	73,319
1998	118,687	45,658
1999	80,311	35,011
2000	51,381	27,238
2001	24,200	23,524
2002	4,374	3,011
2003	1,907	2,187

Notes:

(1) Includes assessments due currently and deferred.

LAFAYETTE CITY-PARISH CONSOLIDATED GOVERNMENT
LAFAYETTE, LOUISIANA

COMPUTATION OF LEGAL DEBT MARGIN
October 31, 2003

City of Lafayette:

Net assessed value		<u>\$ 692,626,476</u>
Debt limit - 10 percent of total assessed value		\$ 69,262,648
Amount of debt applicable to debt limit:		
Total general obligation debt (excluding sales tax, excess revenue and special assessment)	\$	-
Less:		
Assets in debt service funds available for payment of principal		<u>-</u>
Total amount of debt applicable to debt limit		<u>-</u>
Legal debt margin		<u>\$ 69,262,648</u>

Lafayette Parish:

Total assessed values before exemptions and less public service		<u>\$1,063,999,041</u>
Debt limit - 10 percent of total assessed values		\$ 106,399,904
Amount of debt applicable to debt limit:		
Total general obligation debt	\$16,340,000	
Less:		
Assets in debt service funds available for payment of principal		<u>(1,871,432)</u>
Total amount of debt applicable to debt limit		<u>14,468,568</u>
Legal debt margin		<u>\$ 91,931,336</u>

This page intentionally left blank.

LAFAYETTE CITY-PARISH CONSOLIDATED GOVERNMENT
LAFAYETTE, LOUISIANA

RATIO OF NET GENERAL BONDED DEBT
TO ASSESSED VALUE AND NET BONDED DEBT PER CAPITA
Last Ten Fiscal Years

City of Lafayette:

<u>Fiscal Year</u>	<u>Population</u>	<u>Assessed Value (1) (in thousands)</u>	<u>Gross Bonded Debt (2)</u>
1994	106,829 (3)	\$ 353,259	\$ 154,437,000
1995	108,635 (3)	370,153	152,186,000
1996	110,017 (4)	388,979	145,503,000
1997	112,018 (3)	471,750	164,345,000
1998	113,788 (3)	503,704	196,275,000
1999	118,139 (3)	542,680	242,245,000
2000	110,257 (3)	552,896	233,175,000
2001	112,281 (3)	584,023	250,035,000
2002	112,736 (3)	673,318	276,960,000
2003	114,626 (3)	692,626	336,915,000

Table 9

<u>Debt Service Monies Available</u>	<u>Net Bonded Debt</u>	<u>Ratio of Net Bonded Debt to Assessed Value</u>	<u>Net Bonded Debt Per Capita</u>
\$ 18,730,390	\$135,706,610	.3842	\$ 1,270.32
19,119,832	133,066,168	.3595	1,224.89
19,317,025	126,185,975	.3244	1,146.97
22,374,372	141,970,628	.3009	1,267.39
27,266,663	169,008,337	.3355	1,485.29
32,314,738	209,930,262	.3868	1,776.98
33,494,713	199,680,287	.3612	1,811.04
36,514,329	213,520,671	.3656	1,901.66
39,907,453	237,052,547	.3521	2,102.72
41,613,980	295,301,020	.4263	2,576.21

(continued)

LAFAYETTE CITY-PARISH CONSOLIDATED GOVERNMENT
LAFAYETTE, LOUISIANA

RATIO OF NET GENERAL BONDED DEBT
TO ASSESSED VALUE AND NET BONDED DEBT PER CAPITA (CONTINUED)
Last Ten Fiscal Years

Lafayette Parish:

Fiscal Year	Population (3)	Assessed Value (5) (in thousands)	Gross Bonded Debt (2)	Debt Service Monies Available	Net Bonded Debt	Ratio of Net Bonded Debt to Assessed Value	Net Bonded Debt per Capita
1994	176,391	\$324,406	\$13,965,000	\$1,886,476	\$12,078,524	.0372%	\$ 68.48
1995	178,305	342,510	12,240,000	1,127,211	11,112,789	.0324	62.32
1996	180,222	431,879	10,625,000	647,463	9,977,537	.0231	55.36
1997	181,363	520,232	8,870,000	169,625	8,700,375	.0167	47.97
1998	184,521	505,039	10,065,000	281,902	9,783,098	.0194	53.02
1999	187,001	536,222	8,035,000	300,080	7,734,920	.0144	41.36
2000	190,503	581,044	7,245,000	420,165	6,824,835	.0117	35.83
2001	190,858	685,763	4,750,000	440,443	4,309,557	.0063	22.58
2002	192,014	747,278	20,300,000	1,100,325	19,199,675	.0257	99.99
2003	194,408	794,613	19,445,000	1,871,432	17,573,568	.0221	90.40

Notes:

- (1) Assessed Value is net after adjustments
- (2) Includes Sales Tax Revenue, Public Improvement and Certificates of Indebtedness (General Obligation Bonds)
- (3) Estimate - Louisiana Tech survey, College of Administration and Business, Research Division
- (4) Estimate - Lafayette Areawide Planning Commission/Lafayette City-Parish Consolidated Government Planning Division
- (5) Does not include public service

This page intentionally left blank.

LAFAYETTE CITY-PARISH CONSOLIDATED GOVERNMENT
LAFAYETTE, LOUISIANA

RATIO OF ANNUAL DEBT SERVICE EXPENDITURES FOR
GENERAL BONDED DEBT TO TOTAL GENERAL EXPENDITURES
Last Ten Fiscal Years

<u>Fiscal Year</u>	<u>Principal</u>	<u>Interest</u>	<u>Payments To Escrow</u>
1994	\$ 6,034,405	\$ 9,796,451	\$ 1,421,650
1995	8,093,405	9,234,797	-
1996	8,460,406	8,869,884	-
1997	9,078,406	8,888,605	-
1998	10,043,405	9,329,530	138,461
1999	10,770,555	10,321,712	-
2000	11,474,555	13,029,870	-
2001	13,302,555	13,690,188	-
2002	13,496,556	15,368,438	-
2003	14,694,000	16,204,460	860,761

Notes:

- (1) Total Debt Service includes general obligation bonds and certificates of indebtedness (including sales tax and special assessment bonds).
- (2) Includes General, Special Revenue, and Debt Service Funds.
- (3) Includes \$61,988,341 of pension payments financed through the issuance of debt.

Table 10

<u>Total Debt Service (1)</u>	<u>Total General Ex- penditures (2)</u>	<u>Ratio of Debt Service to Total General Expenditures</u>
\$ 17,252,506	\$ 76,497,598	22.55%
17,328,202	80,250,675	21.59
17,330,290	77,899,014	22.25
17,967,011	83,888,357	21.42
19,511,396	90,068,882	21.66
21,092,267	164,631,262(3)	12.81
24,504,425	106,313,173	23.05
26,992,743	107,930,923	25.01
28,864,994	115,267,330	25.04
31,759,221	129,344,481	24.55

LAFAYETTE CITY-PARISH CONSOLIDATED GOVERNMENT
LAFAYETTE, LOUISIANA

COMPUTATION OF DIRECT AND OVERLAPPING DEBT
October 31, 2003

Jurisdiction	General Obligation Debt Outstanding	Lafayette Parish Government Percent	Share of Debt
Governmental Unit:			
Lafayette Parish Government	\$19,445,000	100.00%	\$19,445,000
Other Governmental Agencies:			
Consolidated School District No. 1	3,285,000	100.00%	3,285,000
Bayou Vermilion District	1,950,000	100.00%	1,950,000
Lafayette Economic Development Authority	955,000	100.00%	955,000
	\$25,635,000		\$25,635,000

<u>City of Lafayette</u>	
<u>Percent</u>	<u>Share of Debt</u>
58.96%	\$ 11,464,772
58.96%	1,936,836
58.96%	1,149,720
58.96%	<u>563,068</u>
	<u>\$ 15,114,396</u>

LAFAYETTE CITY-PARISH CONSOLIDATED GOVERNMENT
LAFAYETTE, LOUISIANA

REVENUE BOND COVERAGE
ELECTRIC, WATER AND SEWER BONDS
Last Ten Fiscal Years

<u>Fiscal Year</u>	<u>Gross Revenue</u>	<u>Direct Operating Expenses *</u>
1994	\$ 125,402,759	\$100,561,238
1995	128,070,487	98,178,917
1996	124,524,977	100,266,770
1997	126,621,991	101,463,743
1998	136,086,089	106,680,328
1999	143,076,068	113,639,164
2000	156,698,270	133,423,868
2001	163,523,255	140,925,278
2002	140,008,357	119,691,191
2003	163,084,305	145,595,165

* Excludes depreciation and amortization.

Table 12

Net Revenue Available For Debt Service	Debt Service Requirement			Coverage
	Principal	Interest	Total	
\$ 24,841,521	\$ 5,290,000	\$ 2,404,996	\$ 7,694,996	3.23
29,891,570	5,485,000	2,198,695	7,683,695	3.89
24,258,207	5,480,000	1,978,973	7,458,973	3.25
25,158,248	5,705,000	1,757,554	7,462,554	3.37
29,405,761	4,790,000	1,546,681	6,336,681	4.64
29,436,904	4,850,000	1,347,851	6,197,851	4.75
23,274,402	5,055,000	1,137,475	6,192,475	3.76
22,597,977	5,270,000	911,632	6,181,632	3.66
20,317,166	5,500,000	671,190	6,171,190	3.29
17,489,140	5,750,000	415,190	6,165,190	2.84

LAFAYETTE CITY-PARISH CONSOLIDATED GOVERNMENT
LAFAYETTE, LOUISIANA

DEMOGRAPHIC STATISTICS
Last Ten Fiscal Years

City of Lafayette				
<u>Fiscal Year</u>	<u>Estimated Population</u>	<u>Per Capita Income (1)</u>	<u>Median Age (2)</u>	<u>Unemployment Rate (4)</u>
1994	106,829(5)	N/A	N/A	5.0
1995	108,635(5)	N/A	N/A	5.2
1996	110,017(6)	N/A	N/A	6.1
1997	112,018(5)	N/A	N/A	4.5
1998	113,788(5)	N/A	N/A	4.8
1999	118,139(5)	N/A	N/A	4.7
2000	110,257(5)	N/A	N/A	4.2
2001	112,281(5)	N/A	N/A	4.3
2002	112,736(5)	N/A	N/A	4.7
2003	114,626(5)	N/A	N/A	5.3

Notes:

- (1) U. S. Department of Commerce, Bureau of Economic Analysis
- (2) Lafayette Economic Development Authority
- (3) Lafayette Parish School Board
- (4) Louisiana Department of Labor
- (5) Louisiana Tech survey
- (6) Estimated at July 1, 1993 by Lafayette City-Parish Consolidated Government Planning Division
- (7) Current dollars

Table 13

Lafayette Parish				Public Schools (3)	
<u>Estimated Population</u>	<u>Estimated Per Capita Income (7)</u>	<u>Median Age (2)</u>	<u>Unemployment Rate (4)</u>	<u>Average Daily Enrollment</u>	<u>Attendance</u>
176,391(5)	\$ 18,456	N/A	5.6	30,201	28,691
178,305(5)	18,153	N/A	5.1	30,580	29,204
180,222(5)	19,376	N/A	4.9	30,484	29,021
181,363(5)	20,891	N/A	4.0	30,264	29,589
184,521(5)	22,078	N/A	4.2	28,475	30,037
187,001(5)	23,780	N/A	4.2	30,350	28,761
190,503(5)	25,903	N/A	3.7	29,972	28,185
190,858(5)	25,876	N/A	3.8	29,278	29,278
192,014(5)	27,002	N/A	4.2	29,079	27,553
194,408(5)	29,345	N/A	4.2	29,130	27,785

LAFAYETTE CITY-PARISH CONSOLIDATED GOVERNMENT
LAFAYETTE, LOUISIANA

PROPERTY VALUE AND CONSTRUCTION
Last Ten Fiscal Years

<u>Fiscal Year</u>	<u>Commercial Construction</u>	
	<u>Number of Permits</u>	<u>\$ (000's) Value</u>
1994(1)	46	\$ 39,869
1995(1)	78	45,998
1996(2)	78	51,670
1997(2)	98	44,836
1998(2)	124	86,817
1999(2)	70	58,503
2000(2)	118	71,720
2001(2)	99	71,452
2002(2)	91	70,405
2003(2)	109	117,192

Source:

- (1) Acadian Metropolitan Code Authority
- (2) Totals are for the City and Parish of Lafayette

Residential Construction	
<u>Number of Permits</u>	<u>\$ (000's) Value</u>
387	\$ 47,079
338	37,534
834	86,330
753	80,739
737	93,269
624	82,920
630	82,934
522	75,076
732	98,618
916	129,090

LAFAYETTE CITY-PARISH CONSOLIDATED GOVERNMENT
LAFAYETTE, LOUISIANA

MISCELLANEOUS STATISTICS
October 31, 2003

Date of incorporation	1996
Form of government	Mayor/President - Council
Number of employees (excluding police and fire)	1,148
Area in square miles	277
Lafayette City-Parish Consolidated Government facilities and services:	
Miles of streets	1,026
Miles of drainage coulees	850
Number of bridges	298
Number of street lights	15,345
Culture and recreation:	
Community centers	10
Parks	35
Park acreage	1,300
Golf courses	2
Swimming pools	4
Tennis courts	56
Ballfields	102
Library:	
Locations	10
Books in collection	298,219
Number of reference inquiries	110,988
Fire protection:	
Number of stations	13
Number of Volunteer Fire Departments	7
Number of personnel and officers	253
Number of calls answered	7,148
Number of inspections conducted	4,133
Police protection:	
Number of stations	1
Number of personnel and officers	323
Number of patrol units	279
Number of law violations:	
Physical arrests	11,416
Traffic violations	19,448
Parking violations	12,130
Electric system:	
Miles of transmission lines	39
Miles of distributions lines	783
Number of meters in service	56,604
Daily average consumption in kilowatt hours	4,766,057
Maximum capacity of plant in kilowatts	305,000

(continued)

Table 15
(continued)

LAFAYETTE CITY-PARISH CONSOLIDATED GOVERNMENT
LAFAYETTE, LOUISIANA

MISCELLANEOUS STATISTICS (CONTINUED)
October 31, 2003

Sewerage system:

Miles of sanitary sewers	673
Number of treatment plants	4
Number of service connections	37,680
Daily average treatment in gallons	17,700,000
Maximum daily capacity of treatment plant in gallons	18,500,000

Water system:

Miles of water mains	954
Number of service connections	45,816
Number of fire hydrants	5,686
Daily average consumption in gallons	20,000,000
Maximum daily capacity of plant in gallons	46,500,000